





T: 01536 418341

E: sales@steelco.co.uk

www.steelco.co.uk

Steelco Limited
Sandy Hill, Lamport Road
Rothwell, Northants
NN14 1LW

10 year warranty

This is our promise of longevity and sustainability

[See Warranty Statement →](#)

© "Narbutas International", 2026

UAB "Narbutas International" reserves the right to change product information in this catalogue without prior notice.

Connect with us



Work with us



Find all useful links here →



**DESKS
& TABLES**
p. 17

STORAGE
p. 346

**EXECUTIVE
FURNITURE**
p. 520

**RECEPTION
FURNITURE**
p. 592

**SCREENS &
ACOUSTIC
SOLUTIONS**
p. 623

CHAIRS
p. 838

LOUNGE & SOFT FURNITURE
p. 1078

CABLE MANAGEMENT & ACCESSORIES p. 1169

SCREENS & DESKING COMPATIBILITY p. 1228

FINISHES p. 1230

DESKS & TABLES

SIT-STAND DESKS



MOTION
p. 17



Q-ACTIVE
p. 36



B-ACTIVE
p. 44



ACTIVE
p. 52

MANUAL HEIGHT ADJUSTABLE DESKS



EASY
p. 59



NOVA H
p. 143

DESKS



ZEDO
p. 66



ROUND
p. 91



NOVA Wood
p. 131



NOVA U
p. 143



NOVA A
p. 143



NOVA O
p. 143



T-EASY
p. 205



AIR
p. 209



OPTIMA C
p. 215



OPTIMA Plus
p. 215



MY SPACE
p. 790

BENCH DESKS



ZEDO
p. 66



ROUND
p. 112



new

MOTION
p. 17



EASY
p. 59



NOVA Wood
p. 131



NOVA U A O
p. 143



AIR
p. 209



MY SPACE
p. 790

CONFERENCE & MEETING TABLES



PARTHOS
p. 222



ZooZoo
p. 338



ZEDO
p. 229



NOVA Wood
p. 235



ROUND Multipurpose
p. 265



NOVA Wood
p. 250



NOVA
p. 289



T-EASY
p. 301



AIR
p. 304



OPTIMA
p. 311



FORUM
p. 307



FLIP-TOP.II
p. 315



FLIP-TOP
p. 320



FOLDING
p. 320



PLANA
p. 323

MULTIPURPOSE TABLES



ROUND Multipurpose
p. 265



NOVA WOOD
p. 250



MEDIA
p. 328



COMBUS
p. 445

HIGH TABLES



PARTHOS
p. 222



NOVA Wood
p. 333



ROUND Multipurpose
p. 265



NOVA WOOD
p. 250



NOVA
p. 333



NOVA LIGHT
p. 333



MEDIA
p. 328

OCCASIONAL TABLES



PARTHOS
p. 222



ZooZoo
p. 338



NOVA Wood
p. 235



MOBI
p. 343



AMBER
p. 343



NOVA
p. 289



OPTIMA
p. 311



FORUM
p. 307

STORAGE

PEDESTALS



NOVA
p. 346



OPTIMA
p. 350

TOWERS



BOXI
p. 361

LOCKERS



CHOICE
p. 385

CABINETS & SHELVING



CHOICE
p. 373



NOVA Basic
p. 406



NOVA Line
p. 406



UNI
p. 417



UNI Plus
p. 430




UNI Slide
p. 441



COMBUS
p. 445

EXECUTIVE FURNITURE



ARQUS
p. 520



ARQUS
p. 530



ARQUS
p. 535



MOTION Executive
p. 540



MOVE&LEAD
p. 549



MOVE&LEAD
p. 553



MOVE&LEAD
p. 558



PLANA
p. 562



PLANA
p. 571



PLANA
p. 576



AIR Executive
p. 581

RECEPTION FURNITURE



ICE
p. 592



DOMINO
p. 596



NOVA
p. 605



COSY
p. 610



TERA
p. 613

SCREENS & ACOUSTIC SOLUTIONS

DESK SCREENS



NOVA
p. 623



EASY
p. 631



OPTIMA
p. 632



AIR
p. 636

MODESTY PANELS



NOVA
p. 637



AIR
p. 639

ACOUSTIC DESK SCREENS



ZEDO PET
p. 640



FONO
p. 646



ROUND PET
p. 658



MODUS
p. 663



TOP 530
p. 667

PET FELT PRODUCTS



ZEDO PET
p. 640



ROUND PET
p. 658



ACOUSTIC ARTWORK
p. 696

ACOUSTIC SCREENS



FREE STANDING
p. 691



MY SPACE
p. 790



ACOUSTIC ARTWORK
p. 696

ACOUSTIC PANELS



MODUS
p. 711



MODUS Light
p. 718



ACOUSTIC ARTWORK
p. 696

ACOUSTIC PODS



SILENT ROOM S
p. 723



SILENT ROOM M
p. 737



SILENT ROOM L
p. 755



SILENT ROOM XL
p. 773



SONUS
p. 806



SONUS S+
p. 818



SONUS M
p. 828

ACOUSTIC FURNITURE



MY SPACE
p. 790



PARTHOS
p. 799

CHAIRS

TASK CHAIRS



EIRA
p. 838



D-CHAIR
p. 849



OFY
p. 857



SANDIE
p. 891



NORTH CAPE
p. 929



AURA
p. 967



EVA.II
p. 938



SURF
p. 908



WIND
p. 917



DIVA
p. 961



EVA
p. 946



MOON
p. 952

EXECUTIVE CHAIRS



NORTH CAPE
p. 929



EVA.II
p. 938



AURA
p. 967



OFY
p. 857



D-CHAIR
p. 849

HIGH SWIVEL CHAIRS



WIND
p. 977



WOBBY
p. 975

VISITOR, CONFERENCE & DINING CHAIRS



POLYTONE-C
p. 1048



POLYTONE-L
p. 1053



POLYTONE-O
p. 1060



WIND
p. 1005



TWIST&SIT
p. 1032



NORTH CAPE
p. 929



AURA
p. 967



DIVA
p. 961



EVA
p. 946



GAMA
p. 1074



MOON
p. 952



WAIT
p. 1068



OFY
p. 857

HIGH CHAIRS & STOOLS



POLYTONE-L
p. 1053



CANNIE
p. 1064



TWIST&SIT
p. 1032



MOON
p. 952



WAIT
p. 1068

LOUNGE & SOFT FURNITURE

SOFAS

new



MYAMI
p. 1078



TWIST&SIT Soft
p. 1032



ARCIPELAGO
p. 1126

LOUNGE CHAIRS



TWIST&SIT Soft
p. 1098



TWIST&SIT
p. 1032



SOFT ROCK
p. 1113



ARCIPELAGO
p. 1126



VEGAS
p. 1166



SANDIE
p. 1086



new



MYAMI
p. 1078

ARMCHAIRS



NORTH CAPE
p. 929



TWIST&SIT
p. 1032



TULA
p. 1154



DANAE
p. 1161

MODULAR SYSTEMS



SOFT ROCK
p. 1113



ARCIPELAGO
p. 1126



JAZZ Chill Out
p. 1145

POUFS



ZooZoo
p. 338



GIRO
p. 1151



JAZZ Chill Out
p. 1145



ARCIPELAGO
p. 1126

MOTION

Technical information



Other documents available for this product

User manual for MOTION desks
NARBUTAS product care guide

Quality standard

LST EN 527-1:2011
LST EN 527-2:2017
LST EN 1730:2013

10 year Warranty

See Warranty statement



Types

- Electric height adjustable desk (1)
- Electric height adjustable 2-desk bench (2)

1



2



Technical information

Desktop

- 25 mm MFC (melamine) with 2 mm ABS edging;
- With or without a cut-out for a rectangular grommet, a round cable port, or a power unit;
- With or without a scallop for wire management;
- 80 mm gap between bench desktops.

Fixed metal frame

- Welded rectangular steel tubes: 40 x 20 mm;
- Welded L shaped steel side supports: 460 x 60 x 45 mm;
- Powder-coated metal matching the color of the columns and feet.

Lifting column

- Two (2) or three (3) level columns;
- Rectangular tube dimensions: 80 x 60 mm, 70 x 50 mm, 60 x 40 mm;
- Two motors;
- Lifting speed: up to 38 mm/sec;
- Noise level <50 dB;
- Stroke length: two (2) level - 500 mm, three (3) level - 650 mm;
- Height adjustment range: two (2) level - 645-1145 mm, three (3) level - 600-1250 mm;
- Maximum desk lifting capacity (desktop included): 120 kg;
- Powder-coated metal, matching the colour of the frame and feet;
- Glide system solution protects the desk columns from possible paint scratches;
- Soft start and soft stop;
- No anti-collision feature included. Recommended to be ordered separately as an additional item (G6F0473).

Feet

- Two pieces of 3 mm bent metal sheet, connected with fasteners;
- Dimensions: 700 x 60 x 40 mm;
- Powder-coated metal, matching the colour of the frame; the bottom part is always black;
- Plastic feet with height levelling (+10 mm).

Panel leg

- Lifting column (s);
- 18 mm MFC (melamine) with 1 mm ABS edging;
- Glued frame (no visible fasteners);
- Available in a two-colour combination;
- Plastic feet with height levelling (+10 mm).

Metal leg's connection

- Made of rectangular metal tube;
- Dimensions: 80 x 40 mm.

Plastic feet

- 15 mm rectangular leg support with knocked-in nut (always black);
- Plastic feet with height levelling (+10 mm).

Electrical specification

Electronic data power unit

- Input: 230 V (or 120 V for US market);
 - Frequency: 50 Hz (or 60 Hz for US market);
 - Output: 12 - 40 V, 9A; Power Plug: EU, UK, CH, US;
 - Energy consumption: standby 0,1 W;
 - Operating Cycle: 1 minute on, 9 minutes off.
-

Types of height adjustment button

BA button (1)

- Up and down drive.

MA button (2)

- Up and down drive with 3 memory position presets.

LA button (3)

- Up and down drive with 2 memory position presets;
- Automatic drive to memory positions;
- LED reminder function;
- Integrated Bluetooth connectivity.

1



2



3



Additional parts (optional)

Set of desks connecting components (G6F0392) for joining benches (1)

- Used for securely joining benches;
- Made of two metal components;
- Tool-free assembly (no screws);
- Powder-coated metal matching the colour of the columns and feet.

Metal cable tray for bench desk (G9A0014, G9A0015, G9A0016) (2)

- Attached to metal leg connection, wooden panel, or both (depending on desk configuration);
- Made from 1 mm powder-coated metal sheet;
- Shorter length allows cable exit at tray ends;
- Bottom cut-out for cable pass-through and vertical cable duct.

Metal cable cover (DOZ013) (3)

- For cable management between horizontal cable trays in a 2-desk bench;
- Two-piece profile made from 1,2 mm powder-coated metal sheet;
- Top cover piece attaches to leg connection with plastic clips;
- Bottom cover piece is held by magnets for easy cable access.

Set of metal cable trays for magnetic mounting to the table leg (ZZZ052) (4)

- Profiles made from 1 mm powder-coated metal sheet;
- Hidden ABS plastic clips with magnets for attachment to the leg and connector;
- Two-piece lid made from 1 mm powder-coated metal sheet;
- C-type brackets made from 6 mm powder-coated metal sheets also serve as screen holders.
-

Anti-collision sensor (G6F0473) (5)

- Prevents damage during height adjustment;
- Plug-in installation;
- Detects tilt and sudden movement via 3-axis gyroscope.

Bluetooth adapter (G6F0354) (6)

- Enables desk control via LINAK Desk Control App;
- Compatible with Android and iOS devices;
- App available for download from app stores;
- **Important:** LA button (3) includes built-in Bluetooth, no adapter required.

1



2



3



4



5



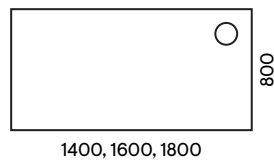
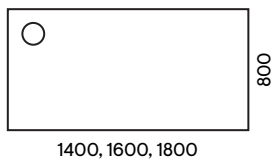
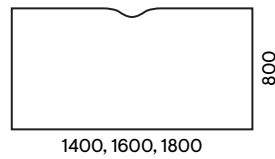
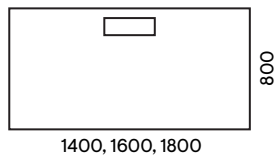

6



Range

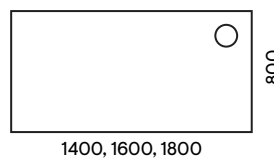
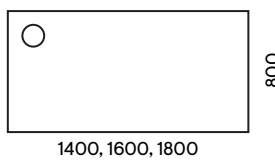
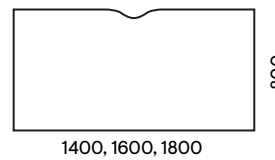
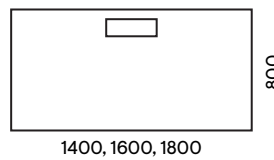
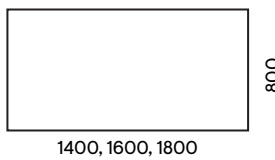
Electric height adjustable desk

Desk height: 710-1210 mm (2 level columns), 660-1310 mm (3 level columns).



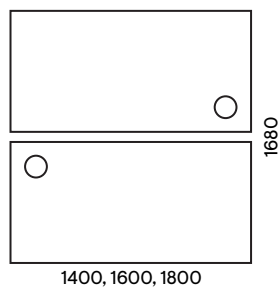
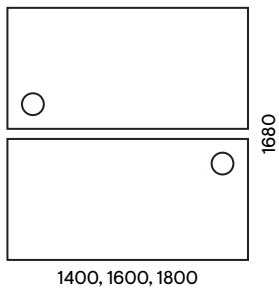
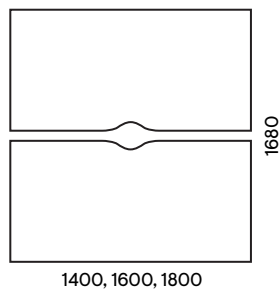
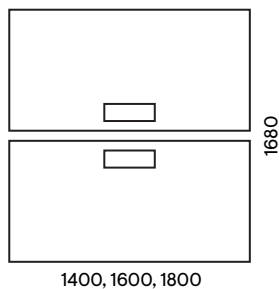
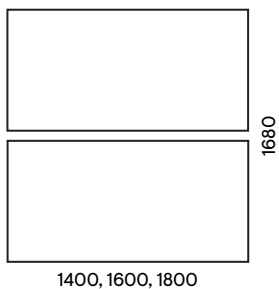
Electric height adjustable desk with panel legs

Desk height: 700-1200 mm (2 level columns), 650-1300 mm (3 level columns).

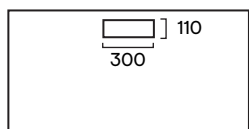


Electric height adjustable 2-desk bench

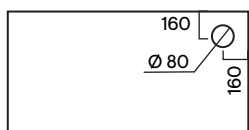
Desk height: 700-1200 mm (2 level columns), 650-1300 mm (3 level columns).



Dimensions of a cut-out for the rectangular metal desk grommet (G6F0147).



Dimensions of a cut-out for the cable port (G6F0376) or power units (G6F0213, G6F0212).



Additional information

Set of desks connecting components



- A specialized element designed to precisely and securely align bench desks side by side, ensuring stable positioning and preventing structural interference during height adjustments.
- Distance between desktops 30 mm, distance between columns 85 mm.

Anti-collision technology



- Anti-collision functionality is not included in the columns by default, but a separate sensor can be ordered, and it is recommended to reduce the risk of damage from obstacles during desk movement in both directions. The sensor uses gyroscope technology to detect tilting or sudden motion changes and can identify both hard and soft obstacles. When a collision is detected, the system immediately stops and reverses direction to protect the desk and surrounding objects from impact damage.

Overload protection

- The desk control system protects itself from electrical overload. Every minute of operation must be followed by 9 minutes of inactivity. The duty cycle factor of the desk is 1:9. If this limitation is exceeded, the desk will become inoperable until the control box resets automatically. Please wait for at least 9 minutes and try again before proceeding.

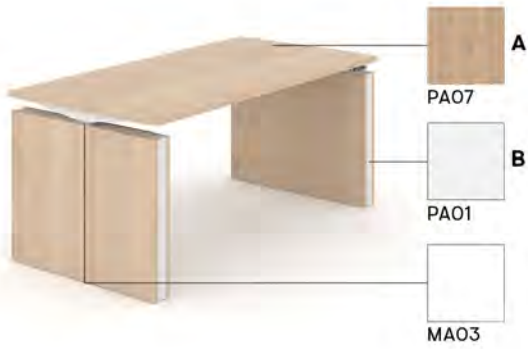
Easy column replacement



- Allows the column to be removed and reinserted into the panel leg without disassembling the overall structure (see assembly instructions for details).

ORDERING EXAMPLE

Code structure



DOA160.	PA07.	PA01.	MA03.	C2.	MA.	EU
Product	A Melamine	B Melamine	Metal	Leg type	Button type	Power socket



DOS167.	PA07.	PA05.	MA01.	C2.	BA.	EU
Product	Melamine A	Melamine B	Metal	Leg type	Button type	Power plug

	Description	W	D	H	Code	Price, GBP (RRP)			
--	-------------	---	---	---	------	------------------	--	--	--

Melamine:

PA01 PA07 PA06 PA02
PA03 PA01 PA07, PA08 PA09 PA04 PA10
PA01 PA15, PA01 PA05, PA05 PA04 PA05
PA02 PA15

Metal: MA01 MA02 MA03 MA04

Leg type: C2

Type of button:

BA MA LA BA MA LA

Power plug: EU UK CH

It is recommended to order the G6F0473 anti-collision sensor for MOTION sit-stand desks



Electric height adjustable desk

1400	800	710-1210	D2A140
1600	800	710-1210	D2A160
1800	800	710-1210	D2A180

1238	1297	1275	1334
1254	1313	1291	1350
1287	1346	1338	1397



Electric height adjustable desk with cut-out for grommet (G6F0147 must be ordered).

1400	800	710-1210	D2A141
1600	800	710-1210	D2A161
1800	800	710-1210	D2A181

1242	1301	1287	1346
1261	1320	1305	1364
1290	1349	1342	1401



Electric height adjustable desk with cut-out (scallop) for wire management.

1400	800	710-1210	D2A142
1600	800	710-1210	D2A162
1800	800	710-1210	D2A182

1242	1301	1287	1346
1261	1320	1309	1368
1290	1349	1342	1401



Electric height adjustable desk with cut-out for a cable unit or cable port on the R/H side. G6F0212, G6F0213 or G6F0376 must be ordered separately.

1400	800	710-1210	D2A143
1600	800	710-1210	D2A163
1800	800	710-1210	D2A183






1242	1301	1287	1346
1261	1320	1309	1368
1290	1349	1342	1401



Electric height adjustable desk with cut-out for a cable unit or cable port on the L/H side. G6F0212, G6F0213 or G6F0376 must be ordered separately.

1400	800	710-1210	D2A144
1600	800	710-1210	D2A164
1800	800	710-1210	D2A184

1242	1301	1287	1346
1261	1320	1309	1368
1290	1349	1342	1401

	Description	W	D	H	Code	Price, GBP (RRP)			
						Melamine:			
						PA01 PA07 PA06 PA02			
						PA03 PA01 PA07,	PA08 PA09 PA04 PA10		
						PA01 PA15, PA01 PA05,	PA05 PA04 PA05		
						PA02 PA15			
						Metal: MA01 MA02 MA03 MA04			
						Leg type: C3			
						Type of button:			
						BA	MA LA	BA	MA LA
						Power plug: EU UK CH			
	Electric height adjustable desk	1400	800	660-1310	D3A140	1301	1360	1338	1397
		1600	800	660-1310	D3A160	1317	1376	1354	1413
		1800	800	660-1310	D3A180	1350	1409	1401	1460
	Electric height adjustable desk with cut-out for grommet (G6F0147 must be ordered).	1400	800	660-1310	D3A141	1305	1364	1350	1409
		1600	800	660-1310	D3A161	1324	1383	1368	1427
		1800	800	660-1310	D3A181	1353	1412	1405	1464
	Electric height adjustable desk with cut-out (scallop) for wire management.	1400	800	660-1310	D3A142	1305	1364	1350	1409
		1600	800	660-1310	D3A162	1324	1383	1372	1431
		1800	800	660-1310	D3A182	1353	1412	1405	1464
	Electric height adjustable desk with cut-out for a cable unit or cable port on the R/H side. G6F0212, G6F0213 or G6F0376 must be ordered separately.	1400	800	660-1310	D3A143	1305	1364	1350	1409
		1600	800	660-1310	D3A163	1324	1383	1372	1431
		1800	800	660-1310	D3A183	1353	1412	1405	1464
	Electric height adjustable desk with cut-out for a cable unit or cable port on the L/H side. G6F0212, G6F0213 or G6F0376 must be ordered separately.	1400	800	660-1310	D3A144	1305	1364	1350	1409
		1600	800	660-1310	D3A164	1324	1383	1372	1431
		1800	800	660-1310	D3A184	1353	1412	1405	1464

	Description	W	D	H	Code	Price, GBP (RRP)			
--	-------------	---	---	---	------	------------------	--	--	--

(A) Melamine:

PA01 PA07 PA06 PA02
 PA03 PA01 PA07, PA08 PA09 PA04 PA10
 PA01 PA15, PA01 PA05, PA05 PA04 PA05
 PA02 PA15

(B) Melamine: PA01 PA07 PA06 PA02 PA03 PA08
 PA09 PA04 PA10 PA05

Metal: MA01 MA02 MA03 MA04

Leg type: 2

Type of button:

BA MA LA BA MA LA

Power plug: EU UK CH

It is recommended to order the G6F0473 anti-collision sensor for MOTION sit-stand desks



Electric height adjustable desk with panel legs	1400	800	700-1200	DOA140	1497	1556	1564	1623
	1600	800	700-1200	DOA160	1513	1572	1580	1639
	1800	800	700-1200	DOA180	1546	1605	1627	1686



Electric height adjustable desk with panel legs and cut-out for grommet (G6F0147 must be ordered).	1400	800	700-1200	DOA141	1501	1560	1576	1635
	1600	800	700-1200	DOA161	1520	1579	1594	1653
	1800	800	700-1200	DOA181	1549	1608	1631	1690








Electric height adjustable desk with panel legs and cut-out (scallop) for wire management.	1400	800	700-1200	DOA142	1501	1560	1576	1635
	1600	800	700-1200	DOA162	1520	1579	1598	1657
	1800	800	700-1200	DOA182	1549	1608	1631	1690



Electric height adjustable desk with panel legs and cut-out for a cable unit or cable port on the R/H side. G6F0212, G6F0213 or G6F0376 must be ordered separately.	1400	800	700-1200	DOA146	1501	1560	1576	1635
	1600	800	700-1200	DOA166	1520	1579	1598	1657
	1800	800	700-1200	DOA186	1549	1608	1631	1690



Electric height adjustable desk with panel legs and cut-out for a cable unit or cable port on the L/H side. G6F0212, G6F0213 or G6F0376 must be ordered separately.	1400	800	700-1200	DOA147	1501	1560	1576	1635
	1600	800	700-1200	DOA167	1520	1579	1598	1657
	1800	800	700-1200	DOA187	1549	1608	1631	1690

	Description	W	D	H	Code	Price, GBP (RRP)			
						(A) Melamine:			
						PA01 PA07 PA06 PA02 PA03 PA01PA07, PA01PA15, PA01PA05, PA02PA15		PA08 PA09 PA04 PA10 PA05 PA04PA05	
						(B) Melamine: PA01 PA07 PA06 PA02 PA03 PA08 PA09 PA04 PA10 PA05			
						Metal: MA01 MA02 MA03 MA04			
						Leg type: 3			
						Type of button:			
						BA	MA LA	BA	MA LA
						Power plug: EU UK CH			
	Electric height adjustable desk with panel legs	1400	800	650-1300	DOA143	1541	1600	1608	1667
		1600	800	650-1300	DOA163	1557	1616	1624	1683
		1800	800	650-1300	DOA183	1590	1649	1671	1730
	Electric height adjustable desk with panel legs and cut-out for grommet (G6F0147 must be ordered).	1400	800	650-1300	DOA144	1545	1604	1620	1679
		1600	800	650-1300	DOA164	1564	1623	1638	1697
		1800	800	650-1300	DOA184	1593	1652	1675	1734
	Electric height adjustable desk with panel legs and cut-out (scallop) for wire management.	1400	800	650-1300	DOA145	1545	1604	1620	1679
		1600	800	650-1300	DOA165	1564	1623	1642	1701
		1800	800	650-1300	DOA185	1593	1652	1675	1734
	Electric height adjustable desk with panel legs and cut-out for a cable unit or cable port on the R/H side. G6F0212, G6F0213 or G6F0376 must be ordered separately.	1400	800	650-1300	DOA148	1545	1604	1620	1679
		1600	800	650-1300	DOA168	1564	1623	1642	1701
		1800	800	650-1300	DOA188	1593	1652	1675	1734
	Electric height adjustable desk with panel legs and cut-out for a cable unit or cable port on the L/H side. G6F0212, G6F0213 or G6F0376 must be ordered separately.	1400	800	650-1300	DOA149	1545	1604	1620	1679
		1600	800	650-1300	DOA169	1564	1623	1642	1701
		1800	800	650-1300	DOA189	1593	1652	1675	1734

	Description	W	D	H	Code	Price, GBP (RRP)			
--	-------------	---	---	---	------	------------------	--	--	--

Melamine:

PA01 PA07 PA06
PA02 PA03
PA01PA07,
PA01PA15,
PA01PA05,
PA02PA15

PA08 PA09 PA04
PA10 PA05 PA-
04PA05

Metal: MA01 MA02 MA03 MA04

Leg type: 2

Type of button:

BA MA LA BA MA LA

Power plug: EU UK CH

It is recommended to order the G6F0473 anti-collision sensor for MOTION sit-stand desks



Electric height adjustable 2-desk bench	1400	1680	700-1200	DOS140	2876	2994	2950	3068
	1600	1680	700-1200	DOS160	2908	3026	2982	3100
	1800	1680	700-1200	DOS180	2974	3092	3076	3194



Electric height adjustable 2-desk bench with cut-out for grommet (G6F0147 must be ordered)	1400	1680	700-1200	DOS141	2884	3002	2974	3092
	1600	1680	700-1200	DOS161	2922	3040	3010	3128
	1800	1680	700-1200	DOS181	2980	3098	3084	3202



Electric height adjustable 2-desk bench with cut-out (scallop) for wire management	1400	1680	700-1200	DOS142	2884	3002	2974	3092
	1600	1680	700-1200	DOS162	2922	3040	3018	3136
	1800	1680	700-1200	DOS182	2980	3098	3084	3202



Electric height adjustable 2-desk bench with cut-out for a cable unit or cable port on the R/H side. G6F0212, G6F0213 or G6F0376 must be ordered separately.	1400	1680	700-1200	D2C140	2884	3002	2974	3092
	1600	1680	700-1200	D2C160	2922	3040	3018	3136
	1800	1680	700-1200	D2C180	2980	3098	3084	3202










Electric height adjustable 2-desk bench with cut-out for a cable unit or cable port on the L/H side. G6F0212, G6F0213 or G6F0376 must be ordered separately.	1400	1680	700-1200	D2C141	2884	3002	2974	3092
	1600	1680	700-1200	D2C161	2922	3040	3018	3136
	1800	1680	700-1200	D2C181	2980	3098	3084	3202















Electric height adjustable 2-desk bench with one open metal leg and one panel leg.	1400	1680	700-1200	DOS144	2990	3108	3097	3215
	1600	1680	700-1200	DOS164	3022	3140	3129	3247
	1800	1680	700-1200	DOS184	3088	3206	3223	3341









Electric height adjustable 2-desk bench with one open metal leg and one panel leg. Desktops with cut-out for grommet (G6F0147 must be ordered).	1400	1680	700-1200	DOS145	2998	3116	3121	3239
	1600	1680	700-1200	DOS165	3036	3154	3157	3275
	1800	1680	700-1200	DOS185	3094	3212	3231	3349

	Description	W	D	H	Code	Price, GBP (RRP)			
						Melamine:			
						PA01 PA07 PA06			
						PA02 PA03			
						PA01 PA07,		PA08 PA09 PA04	
						PA01 PA15,		PA10 PA05	
						PA01 PA05,		PA04 PA05	
						PA02 PA15			
						Metal: MA01 MA02 MA03 MA04			
						Leg type: 2			
						Type of button:			
						BA	MA LA	BA	MA LA
						Power plug: EU UK CH			
	Electric height adjustable 2-desk bench with one open metal leg and one panel leg. Desktops with cut-out (scallop) for wire management.	1400	1680	700-1200	DOS146	2998	3116	3121	3239
		1600	1680	700-1200	DOS166	3036	3154	3165	3283
		1800	1680	700-1200	DOS186	3094	3212	3231	3349
	Electric height adjustable 2-desk bench with one open metal leg and one panel leg. Desktops with cut-out for a cable unit or cable port on the R/H side. G6F0212, G6F0213 or G6F0376 must be ordered separately.	1400	1680	700-1200	D2C142	2998	3116	3121	3239
		1600	1680	700-1200	D2C162	3036	3154	3165	3283
		1800	1680	700-1200	D2C182	3094	3212	3231	3349
	Electric height adjustable 2-desk bench with one open metal leg and one panel leg. Desktops with cut-out for a cable unit or cable port on the L/H side. G6F0212, G6F0213 or G6F0376 must be ordered separately.	1400	1680	700-1200	D2C143	2998	3116	3121	3239
		1600	1680	700-1200	D2C163	3036	3154	3165	3283
		1800	1680	700-1200	D2C183	3094	3212	3231	3349
	Electric height adjustable 2-desk bench with panel legs.	1400	1680	700-1200	DOS148	3104	3222	3244	3362
		1600	1680	700-1200	DOS168	3136	3254	3276	3394
		1800	1680	700-1200	DOS188	3202	3320	3370	3488
	Electric height adjustable 2-desk bench with panel legs and cut-out for grommet (G6F0147 must be ordered).	1400	1680	700-1200	DOS149	3112	3230	3268	3386
		1600	1680	700-1200	DOS169	3150	3268	3304	3422
		1800	1680	700-1200	DOS189	3208	3326	3378	3496
	Electric height adjustable 2-desk bench with panel legs and cut-out (scallop) for wire management.	1400	1680	700-1200	DOS14A	3112	3230	3268	3386
		1600	1680	700-1200	DOS16A	3150	3268	3312	3430
		1800	1680	700-1200	DOS18A	3208	3326	3378	3496
	Electric height adjustable 2-desk bench with panel legs and cut-out for a cable unit or cable port on the R/H side. G6F0212, G6F0213 or G6F0376 must be ordered separately.	1400	1680	700-1200	D2C144	3112	3230	3268	3386
		1600	1680	700-1200	D2C164	3150	3268	3312	3430
		1800	1680	700-1200	D2C184	3208	3326	3378	3496

	Description	W	D	H	Code	Price, GBP (RRP)			
						Melamine:			
						PA01 PA07 PA06 PA02 PA03 PA01PA07, PA01PA15, PA01PA05, PA02PA15			
						PA08 PA09 PA04 PA10 PA05 PA04PA05			
						Metal: MA01 MA02 MA03 MA04			
						Leg type: 2			
						Type of button:			
						BA	MA LA	BA	MA LA
						Power plug: EU UK CH			
	Electric height adjustable 2-desk bench with panel legs and cut-out for a cable unit or cable port on the L/H side. G6F0212, G6F0213 or G6F0376 must be ordered separately.	1400	1680	700-1200	D2C145	3112	3230	3268	3386
		1600	1680	700-1200	D2C165	3150	3268	3312	3430
		1800	1680	700-1200	D2C185	3208	3326	3378	3496
						Painted metal part: MA01 MA02 MA03 MA04			
	Set of desks connecting components	230	30	60	G6F0392	37			
						Melamine:			
						PA01 PA07 PA06 PA02 PA03 PA01PA07, PA01PA15, PA01PA05, PA02PA15			
						PA08 PA09 PA04 PA10 PA05 PA04PA05			
						Metal: MA01 MA02 MA03 MA04			
						Leg type: 3			
						Type of button:			
						BA	MA LA	BA	MA LA
						Power plug: EU UK CH			
	It is recommended to order the G6F0473 anti-collision sensor for MOTION sit-stand desks								
	Electric height adjustable 2-desk bench	1400	1680	650-1300	DOS14C	2994	3112	3068	3186
		1600	1680	650-1300	DOS16C	3026	3144	3100	3218
		1800	1680	650-1300	DOS18C	3092	3210	3194	3312
	Electric height adjustable 2-desk bench with cut-out for grommet (G6F0147 must be ordered)	1400	1680	650-1300	DOS14D	3002	3120	3092	3210
		1600	1680	650-1300	DOS16D	3040	3158	3128	3246
		1800	1680	650-1300	DOS18D	3098	3216	3202	3320
	Electric height adjustable 2-desk bench with cut-out (scallop) for wire management	1400	1680	650-1300	DOS14E	3002	3120	3092	3210
		1600	1680	650-1300	DOS16E	3040	3158	3136	3254
		1800	1680	650-1300	DOS18E	3098	3216	3202	3320

	Description	W	D	H	Code	Price, GBP (RRP)				
						Melamine:				
						PA01 PA07 PA06	PA02 PA03	PA08 PA09 PA04	PA01 PA07, PA01 PA15, PA01 PA05, PA02 PA15	PA10 PA05 PA04 PA05
						Metal: MA01 MA02 MA03 MA04				
						Leg type: 3				
						Type of button:				
						BA	MA LA	BA	MA LA	
						Power plug: EU UK CH				
	Electric height adjustable 2-desk bench with cut-out for a cable unit or cable port on the R/H side. G6F0212, G6F0213 or G6F0376 must be ordered separately.	1400	1680	650-1300	D3S140	3002	3120	3092	3210	
		1600	1680	650-1300	D3S160	3040	3158	3136	3254	
		1800	1680	650-1300	D3S180	3098	3216	3202	3320	
	Electric height adjustable 2-desk bench with cut-out for a cable unit or cable port on the L/H side. G6F0212, G6F0213 or G6F0376 must be ordered separately.	1400	1680	650-1300	D3S141	3002	3120	3092	3210	
		1600	1680	650-1300	D3S161	3040	3158	3136	3254	
		1800	1680	650-1300	D3S181	3098	3216	3202	3320	
	Electric height adjustable 2-desk bench with one open metal leg and one panel leg.	1400	1680	650-1300	DOS14G	3090	3208	3190	3308	
		1600	1680	650-1300	DOS16G	3122	3240	3222	3340	
		1800	1680	650-1300	DOS18G	3188	3306	3316	3434	
	Electric height adjustable 2-desk bench with one open metal leg and one panel leg. Desktops with cut-out for grommet (G6F0147 must be ordered).	1400	1680	650-1300	DOS14H	3098	3216	3214	3332	
		1600	1680	650-1300	DOS16H	3136	3254	3250	3368	
		1800	1680	650-1300	DOS18H	3194	3312	3324	3442	
	Electric height adjustable 2-desk bench with one open metal leg and one panel leg. Desktops with cut-out (scallop) for wire management.	1400	1680	650-1300	DOS14J	3098	3216	3214	3332	
		1600	1680	650-1300	DOS16J	3136	3254	3258	3376	
		1800	1680	650-1300	DOS18J	3194	3312	3324	3442	
	Electric height adjustable 2-desk bench with one open metal leg and one panel leg. Desktops with cut-out for a cable unit or cable port on the R/H side. G6F0212, G6F0213 or G6F0376 must be ordered separately.	1400	1680	650-1300	D3S142	3098	3216	3214	3332	
		1600	1680	650-1300	D3S162	3136	3254	3258	3376	
		1800	1680	650-1300	D3S182	3194	3312	3324	3442	
	Electric height adjustable 2-desk bench with one open metal leg and one panel leg. Desktops with cut-out for a cable unit or cable port on the L/H side. G6F0212, G6F0213 or G6F0376 must be ordered separately.	1400	1680	650-1300	D3S143	3098	3216	3214	3332	
		1600	1680	650-1300	D3S163	3136	3254	3258	3376	
		1800	1680	650-1300	D3S183	3194	3312	3324	3442	

	Description	W	D	H	Code	Price, GBP (RRP)			
						(A) Melamine: PA01 PA07 PA06 PA02 PA03 PA01PA07, PA01PA15, PA01PA05, PA02PA15 PA08 PA09 PA04 PA10 PA05 PA04PA05			
						(B) Melamine: PA01 PA07 PA06 PA02 PA03 PA08 PA09 PA04 PA10 PA05			
						Metal: MA01 MA02 MA03 MA04			
						Leg type: 3			
						Type of button:			
						BA	MA LA	BA	MA LA
						Power plug: EU UK CH			
	Electric height adjustable 2-desk bench with panel legs.	1400	1680	650-1300	DOS14L	3186	3304	3312	3430
		1600	1680	650-1300	DOS16L	3218	3336	3344	3462
		1800	1680	650-1300	DOS18L	3284	3402	3438	3556
	Electric height adjustable 2-desk bench with panel legs and cut-out for grommet (G6F0147 must be ordered).	1400	1680	650-1300	DOS14M	3194	3312	3336	3454
		1600	1680	650-1300	DOS16M	3232	3350	3372	3490
		1800	1680	650-1300	DOS18M	3290	3408	3446	3564
	Electric height adjustable 2-desk bench with panel legs and cut-out (scallop) for wire management.	1400	1680	650-1300	DOS14N	3194	3312	3336	3454
		1600	1680	650-1300	DOS16N	3232	3350	3380	3498
		1800	1680	650-1300	DOS18N	3290	3408	3446	3564
	Electric height adjustable 2-desk bench with panel legs and cut-out for a cable unit or cable port on the R/H side. G6F0212, G6F0213 or G6F0376 must be ordered separately.	1400	1680	650-1300	D3S144	3194	3312	3336	3454
		1600	1680	650-1300	D3S164	3232	3350	3380	3498
		1800	1680	650-1300	D3S184	3290	3408	3446	3564
	Electric height adjustable 2-desk bench with panel legs and cut-out for a cable unit or cable port on the L/H side. G6F0212, G6F0213 or G6F0376 must be ordered separately.	1400	1680	650-1300	D3S145	3194	3312	3336	3454
		1600	1680	650-1300	D3S165	3232	3350	3380	3498
		1800	1680	650-1300	D3S185	3290	3408	3446	3564
	Set of desks connecting components	230	30	60	G6F0392	Painted metal part: MA01 MA03 MA02 37			

Q-ACTIVE

Quality standard

EN 527-1:2011

EN 527-2:2016+A1:2019



Technical information

Desktop

- 25 mm MFC (melamine) with 2 mm ABS edging;
- With or without a cut-out for grommet and wire management;
- With or without a scallop for wire management.

Adjustable telescopic frame

- Strut rectangular steel tubes: 850 x 40 x 20 mm; 1020 x 35 x 15 mm;
- Side support steel L shape: 500 x 65 x 35 mm;
- Adjustment range – 600 mm;
- Powder-coated metal, matching the colour of the columns and feet.

Lifting columns

- Three (3) level columns;
- Rectangular tube dimensions: 80 x 60 mm, 70 x 50 mm, 60 x 40 mm;
- Two motors;
- Lifting speed: up to 40 mm/sec.;
- Noise level <48 dB;
- Stroke length: 650 mm;
- Maximum desk lifting capacity (desktop included): 90 kg;
- Powder-coated metal, matching the colour of the frame and feet;
- Glide system solution protects the desk columns from possible paint scratches;
- Soft start and soft stop;
- Anti-collision feature integrated into the columns.

Feet

- Metal sheet with a welded profile for stability;
- Dimensions: 700 x 60 x 20 mm;
- Plastic feet with height levelling (+10 mm);
- Powder-coated metal, matching the colour of the frame.

Types of height adjustment button

UA button (1)

- Up and down drive, with 2 memory positions.

VA button (2)

- Up and down drive, 2 memory positions and a screen that shows the current height.

1



2

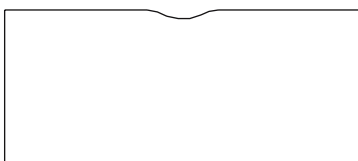
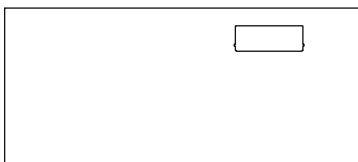
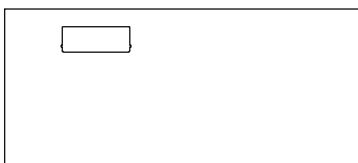
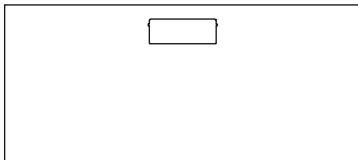


Electrical specification

Electronic data power unit

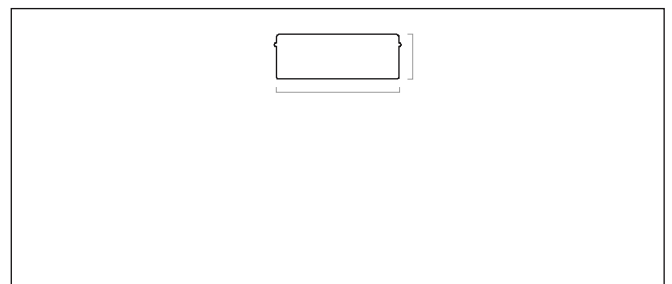
- Input: 100-240 VAC;
- Frequency: 50/60 Hz;
- Power Plug: 2-pole, EU inc. EU, UK, US (EU compatible with CH and FR);
- Energy consumption: standby 0.05 W;
- Operating Cycle: 1 minute on, 9 minutes off.

Range



W 865-1700
D 700
H 617-1267

Dimensions of cut-out for the metal desk grommet
ZNZ010



Additional information


• The desk is compatible with the following universal accessories:



Metal grommet



Cable trays



Cable ducts



Power socket blocks



Undermount metal drawers

• The Q-ACTIVE collection is compatible with most screen collections in the NARBUTAS portfolio. Our recommended screens in combination with the Q-ACTIVE sit-stand desk are:



EASY



NOVA Fabric



NOVA Fabric with metal frame



NOVA Plexiglas



MODUS



TOP 530



Desk 760

- The desk with full height adjustment components and a tabletop can be assembled in only 9 minutes. The metal components arrive in a smart package that optimises space and includes all necessary parts (telescopic frame, height adjustable columns and metal feet). This helps the user to assemble the full desk much more quickly. Most of the electrical components arrive semi-assembled with ready-made cable connections. See the assembly instructions for more details.



- The desk is equipped with an integrated anti-collision technology that minimises the risk of damage caused by squeezing or blocking obstacles in an up and down direction.




!


Important: Does not work if a collision happens during the initialisation phase. The desk will not stop if a collision happens within the 1st second of use, or after the button on the control unit has been released. The desk will not stop if a collision happens over too long a time and with a very soft object.

- The desk control system protects itself from electrical overload. Every minute of operation must be followed by 9 minutes of inactivity. The duty cycle factor of the desk is 1:9. If this limit is exceeded, the desk will become inoperable until the control box resets automatically. Please wait for at least 9 minutes and try again before proceeding.


Ordering example





DJT101	-	A	3	F	UA	-	EU
Product		Frame and leg	Columns	Feet type	Button		Power plug






DJP161	-	D4
Product		Desktop

Description	W	D	H	Code	Price, GBP (RRP)	
					UA	VA
					Metal: MA01 MA02 MA03	
					Columns: 3	
					Feet type: F	
					Button:	
					UA	VA
					Power plug: EU UK	
 Telescopic frame with adjustable electric legs for 1000-2000mm desktops	865-1700	700	617-1267	G6F0508	891	917

Description	W	D	H	Code	Melamine:			
					PA06 PA01 PA02	PA07 PA03	PA09 PA08	PA10 PA04 PA05
 Desktop	1000	700	25	G2A0G40	74		100	
	1000	800	25	G2A0G41	85		111	
	1200	700	25	G2A0B28	89		118	
	1200	800	25	G2A0A85	100		133	
	1400	700	25	G2A0B29	103		137	
	1400	800	25	G2A0A86	115		155	
	1600	700	25	G2A0B30	118		159	
	1600	800	25	G2A0A87	129		177	
	1800	800	25	G2A0A88	148		200	
	2000	800	25	G2A0G42	163		218	

 Desktop with a cut-out for grommet (G6F0147 must be ordered)	1000	700	25	G2A0G43	74		100	
	1000	800	25	G2A0G44	85		111	
	1200	700	25	G2A0B31	89		118	
	1200	800	25	G2A0A89	100		133	
	1400	700	25	G2A0B32	103		137	
	1400	800	25	G2A0A90	115		155	
	1600	700	25	G2A0B33	118		159	
	1600	800	25	G2A0A91	129		177	
	1800	800	25	G2A0A92	148		200	
	2000	800	25	G2A0G45	163		218	

Description	W	D	H	Code	Price, GBP (RRP)			
					Melamine:			
					PA06 PA01 PA02	PA07 PA03 PA02	PA09 PA08 PA05	PA10 PA04 PA05
 Desktop with a cut-out for grommet on R/H side (G6F0147 must be ordered)	1200	700	25	G2A0B34	89		118	
	1200	800	25	G2A0A93	100		133	
	1400	700	25	G2A0B35	103		137	
	1400	800	25	G2A0A94	115		155	
	1600	700	25	G2A0B36	118		159	
	1600	800	25	G2A0A95	129		177	
	1800	800	25	G2A0A96	148		200	
	2000	800	25	G2A0G46	163		218	
 Desktop with a cut-out for grommet on L/H side (G6F0147 must be ordered)	1200	700	25	G2A0B37	89		118	
	1200	800	25	G2A0A97	100		133	
	1400	700	25	G2A0B38	103		137	
	1400	800	25	G2A0A98	115		155	
	1600	700	25	G2A0B39	118		159	
	1600	800	25	G2A0A99	129		177	
	1800	800	25	G2A0B01	148		200	
	2000	800	25	G2A0G47	163		218	
 Desktop with a cut-out (scallop) for wire management	1000	700	25	G2A0G48	74		100	
	1000	800	25	G2A0G49	85		111	
	1200	700	25	G2A0B40	89		118	
	1200	800	25	G2A0B02	100		133	
	1400	700	25	G2A0B41	103		137	
	1400	800	25	G2A0B03	115		155	
	1600	700	25	G2A0B42	118		159	
	1600	800	25	G2A0B04	129		177	
	1800	800	25	G2A0B05	148		200	
	2000	800	25	G2A0G50	163		218	

B-ACTIVE

Quality standard

EN 527-1:2011
EN 527-2:2016+A1:2019



Types

- Electric height adjustable desk (1)
- Electric height adjustable 2-desk bench (2)

1



2



Technical information

Desktop

- 25 mm MFC (melamine) with 2 mm ABS edging;
- With or without a cut-out for grommet and wire management;
- With or without a scallop for wire management;
- 60 mm gap between the desktops of 800 mm deep bench desks or 160 mm gap between the desktops of 700 mm deep bench desks.

Adjustable telescopic frame

- Main strut steel L shape: 43x30x730 mm;
- Side support steel L shape: 56x30x440 mm;
- Adjustment range - 400 mm;
- Powder-coated metal, matching the colour of the columns and feet.

Lifting columns

- Two (2) level columns;
- Rectangular tube dimensions: 40 x 60 mm, 50 x 70 mm;
- Two motors;
- Lifting speed: up to 30 mm/sec.;
- Noise level: <50 dB;
- Stroke length: 470 mm;
- Maximum desk lifting capacity (desktop included): 80 kg;
- Powder-coated metal, matching the colour of the frame and feet;
- Glide system solution protects the desk columns from possible paint scratches;
- Soft start and soft stop;
- Anti-collision feature integrated into the columns.

Feet

Type F (1)

- Metal sheet with a welded profile for stability;
- Dimensions: 600 x 75 x 20 mm;
- Plastic feet with height levelling (+10 mm);
- Powder-coated metal, matching the colour of the frame.

Type G (2)

- Metal sheet with a welded profile for stability;
- Dimensions: 630 x 60 x 20 mm;
- Plastic feet with height levelling (+10 mm);
- Powder-coated metal, matching the colour of the frame.


Type BENCH (3)

- Metal tube matching the lifting column profile;
- Dimensions: 70 x 50 x 28 mm;
- Plastic feet with height levelling (+10 mm);
- Powder-coated metal, matching the colour of the frame.


Height adjustment button

- Up and down drive, with 2 memory positions.

1



2



3



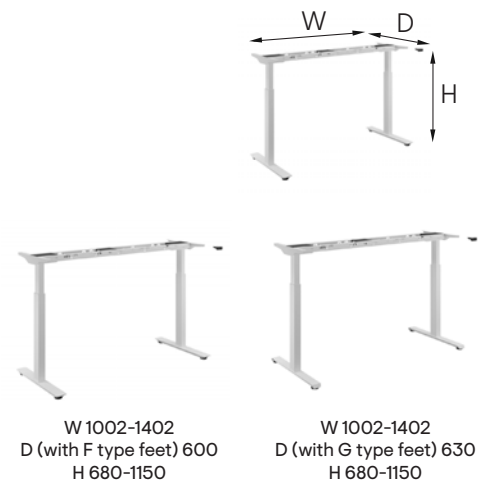
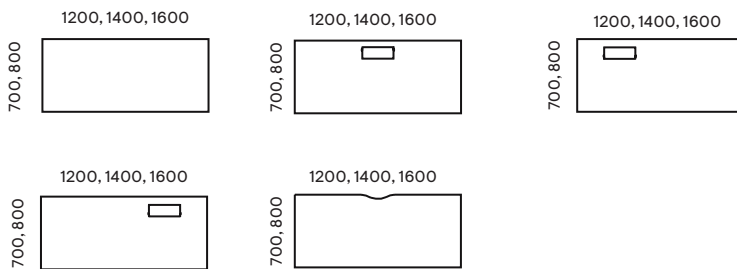
Electrical specification

Electronic data power unit

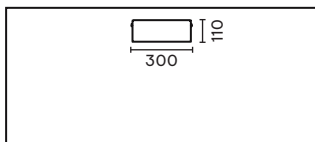
- Input: 100-240 VAC;
- Frequency: 50/60 Hz;
- Power plug: 2-pole; EU, CH, UK, US (EU compatible with FR);
- Energy consumption: standby 0.05 W;
- Operating cycle: 1 minute on, 9 minutes off.

Range

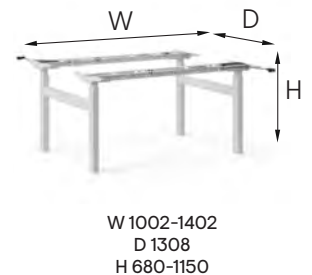
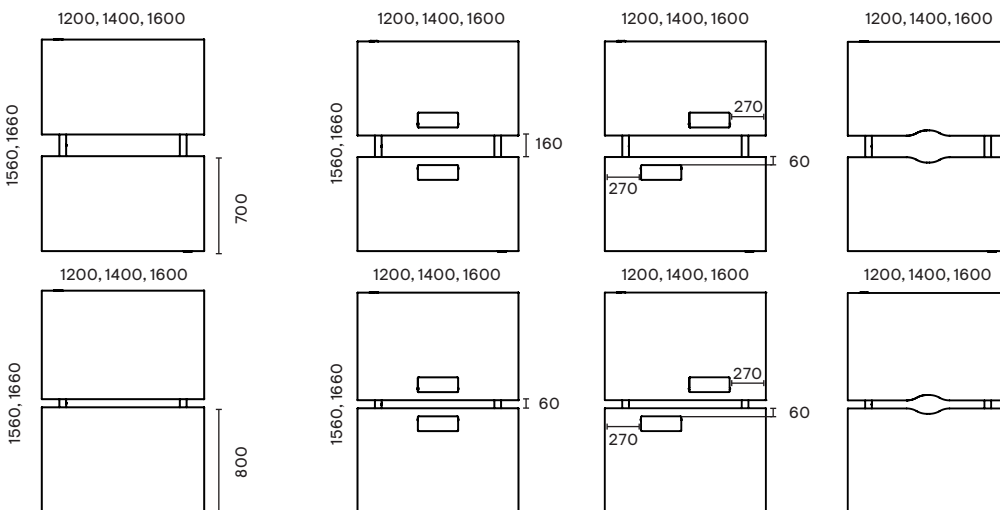
Single desk



Dimensions of cut-out for the metal desk grommet G6F0147



2-desk bench



Additional information

The desk is compatible with the following universal accessories:

Metal grommet

Undermount metal drawers

The desk is equipped with integrated anti-collision technology that minimizes the risk of damage caused by squeezing or blocking by obstacles in an up and down direction.

!

Important: Does not work if a collision happens during the initialization phase. The desk will not stop if a collision happens within the first second of use, or after the button on the control unit has been released. The desk will not stop if a collision happens over a prolonged time and with a very soft object.

The desk control system protects itself from electrical overload. Every minute of operation must be followed by 9 minutes of inactivity. The duty cycle factor of the desk is 1:9. If this limit is exceeded, the desk will become inoperable until the control box resets automatically. Please wait for at least 9 minutes and try again before proceeding.



The metal components arrive in a smart package that optimizes space and includes all necessary parts (telescopic frame, height-adjustable columns, and metal feet). This helps the user to assemble the full desk much more quickly. See the assembly instructions for more details.

The single desk frame (1) is packed in one compact and easily recyclable package. One pallet holds 30 packages. The 2-desk bench frame (2) is packed in three compact and easily recyclable packages. Two pallets hold the leg and frame packages for 15 2-desk benches.



Single desk frame package (1)



2-desk bench frame package (2)

ORDERING EXAMPLE

Code structure








G6F0443.	MA03.	F.	EU
Product	Metal	Feet type	Power socket





DJT120.	MA01.	C2.	Q.	JA.	EU
Product	Metal	Column type	Feet type	Button type	Power socket standard



DJT102.	MA03.	EU
Product	Metal	Power socket

	Description	W	D	H	Code	Price, GBP (RRP)	
						Metal: MA01 MA02 MA03	
						Feet type: F G	
						Power plug: EU UK CH	
	* - Depending on the choice of feet type						
	Telescopic frame with adjustable electric legs for 1200-1600 mm desktops	1002-1402	600/630*	680-1150	G6F0443	707	
	60 mm gap between the desktops of 800 mm deep bench desks or 160 mm gap between the desktops of 700 mm deep bench desks.						
	Telescopic frame with adjustable electric legs for a 1200-1600 mm long 2-desk bench	1002-1402	1308	680-1150	DJT102	1589	
						Melamine:	
						PA06 PA07 PA01 PA09 PA10 PA08	PA03 PA02 PA04 PA05
	Desktop	1200	700	25	G2A0B28	89	118
		1200	800	25	G2A0A85	100	133
		1400	700	25	G2A0B29	103	137
		1400	800	25	G2A0A86	115	155
		1600	700	25	G2A0B30	118	159
		1600	800	25	G2A0A87	129	177
	Desktop with a cut-out for grommet (G6F0147 must be ordered)	1200	700	25	G2A0B31	89	118
		1200	800	25	G2A0A89	100	133
		1400	700	25	G2A0B32	103	137
		1400	800	25	G2A0A90	115	155
		1600	700	25	G2A0B33	118	159
		1600	800	25	G2A0A91	129	177
	Desktop with a cut-out for grommet on R/H side (G6F0147 must be ordered)	1200	700	25	G2A0B34	89	118
		1200	800	25	G2A0A93	100	133
		1400	700	25	G2A0B35	103	137
		1400	800	25	G2A0A94	115	155
		1600	700	25	G2A0B36	118	159
		1600	800	25	G2A0A95	129	177

	Description	W	D	H	Code	Price, GBP (RRP)	
						Melamine:	
						PA06 PA07 PA01 PA03 PA02	PA09 PA10 PA08 PA04 PA05
	Desktop with a cut-out for grommet on L/H side (G6F0147 must be ordered)	1200	700	25	G2A0B37	89	118
		1200	800	25	G2A0A97	100	133
		1400	700	25	G2A0B38	103	137
	1400	800	25	G2A0A98	115	155	
	1600	700	25	G2A0B39	118	159	
	1600	800	25	G2A0A99	129	177	
	Desktop with a cut-out (scallop) for wire management	1200	700	25	G2A0B40	89	118
		1200	800	25	G2A0B02	100	133
		1400	700	25	G2A0B41	103	137
		1400	800	25	G2A0B03	115	155
		1600	700	25	G2A0B42	118	159
		1600	800	25	G2A0B04	129	177

ACTIVE sit-stand desks

Quality standard

EN 527-1:2011
EN 527-2:2016



Technical information

Desktop

25 mm MFC (melamine) with 2 mm ABS edging;
With or without a cut-out for grommet and wire management;
With or without a scallop for wire management.

Desk control button types

JA – up and down drive; 2 memory positions;
PA – up and down drive, 2 memory positions and screen that shows current height.

Adjustable telescopic frame

Square steel pipe dimensions: 50x25x551 mm
Side support steel L shape 62x20x520 mm
Adjustment range - 600 mm;
Steel pipe part for adjustment - 40x20x870 mm;
Powder coated metal, matches the colour of columns and feet.

Lifting columns

Types: two (2) or three (3) level columns;
Anti-collision feature;
Two motors;
Soft start and soft stop;
Lifting speed: up to 40 mm/ sec;
Stroke length: 470 mm (two (2) level column) / 650 mm (three (3) level column);
Rectangular tube dimensions: two (2) level column 50x70, 60x80 mm, three (3) level column 40x60, 50x70, 60x80 mm;
Lifting capacity: 100 kg;
Glide system solution prevents desk columns from possible paint scratches;
Powder coated metal, matches the colour of frame and feet.
Two (2) level column
Three (3) level column



JA



PA

Types of feet

Type I

Metal tube – 700x70x20 mm;
Height levelling plastic feet (+10 mm);
Powder coated metal, matches the colour of frame.

Type Q

Metal sheet 700x80x31 mm with welded profile for stability;
Height levelling plastic feet (+10 mm);
Powder coated metal, matches the colour of frame.

Type Z

Metal tube – 700x75x31 mm with welded profile for stability;
Height levelling plastic feet (+10 mm);
Powder coated metal, matches the colour of frame.



Two (2) level column



Three (3) level column



Type I



Type Q



Type Z

Electrical specification

Electronic data power unit

Input: 110-240 V;

Frequency: 50/60 Hz;

Output: Button JA 29V, Button PA 35V

Power Plug: 2-pol; EU, UK, CH, US;

Energy consumption in standby mode: button JA 0,5W,
button PA 0,2W;

Operating Cycle: 1 minute on, 9 minutes off.

Must be ordered

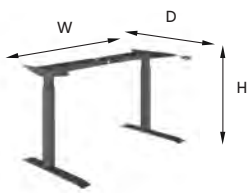
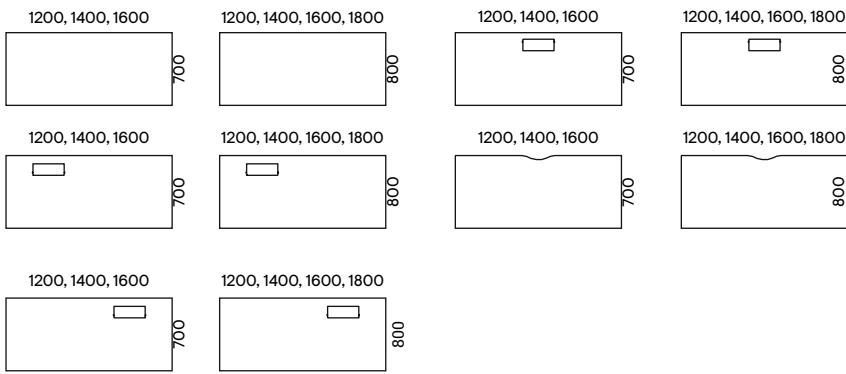
(for desktops with cut-out)



Metal grommet:

317x119 mm, H=27 mm

Range



W 1146/1346/1546/1746
D 700
H 698-1168







W 1146/1346/1546/1746
D 700
H 617-1267




ORDERING EXAMPLE

Code structure



DJT120.	MA01.	C2.	Q.	JA.	EU
Product	Metal	Column type	Feet type	Button type	Power socket standard

	Description	W	D	H	Code	Price, GBP (RRP)			
						Metal: MA01 MA02 MA03			
						Type of column: 2			
						Design of feet:			
						I	QZ	I	QZ
						Type of button:			
						JA		PA	
						Power plug: EU UK CH			
	Telescopic frame with adjustable electric legs for 1200-1800mm desktops	1146-1746	700	698-1168	DJT120	829	843	914	928
						Metal: MA01 MA02 MA03			
						Type of column: 3			
						Design of feet:			
						I	QZ	I	QZ
						Type of button:			
						JA		PA	
						Power plug: EU UK CH			
	Telescopic frame with adjustable electric legs for 1200-1800mm desktops	1146-1746	700	617-1267	DJT121	873	887	958	972
						Melamine:			
						PA06 PA07 PA02	PA09 PA10 PA08 PA04 PA05		
	Desktop	1200	700	25	G2A0B28	89	118		
		1200	800	25	G2A0A85	100	133		
		1400	700	25	G2A0B29	103	137		
		1400	800	25	G2A0A86	115	155		
		1600	700	25	G2A0B30	118	159		
		1600	800	25	G2A0A87	129	177		
		1800	800	25	G2A0A88	148	200		
	Desktop with a cut-out for grommet (G6F0147 must be ordered)	1200	700	25	G2A0B31	89	118		
		1200	800	25	G2A0A89	100	133		
		1400	700	25	G2A0B32	103	137		
		1400	800	25	G2A0A90	115	155		
		1600	700	25	G2A0B33	118	159		
		1600	800	25	G2A0A91	129	177		
		1800	800	25	G2A0A92	148	200		

	Description	W	D	H	Code	Price, GBP (RRP)			
						Melamine:			
						PA06 PA01 PA02	PA07 PA03	PA09 PA08 PA05	PA10 PA04
	Desktop with a cut-out for grommet on R/H side (G6F0147 must be ordered)	1200	700	25	G2A0B34	89		118	
		1200	800	25	G2A0A93	100		133	
		1400	700	25	G2A0B35	103		137	
		1400	800	25	G2A0A94	115		155	
		1600	700	25	G2A0B36	118		159	
		1600	800	25	G2A0A95	129		177	
		1800	800	25	G2A0A96	148		200	
	Desktop with a cut-out for grommet on L/H side (G6F0147 must be ordered)	1200	700	25	G2A0B37	89		118	
		1200	800	25	G2A0A97	100		133	
		1400	700	25	G2A0B38	103		137	
		1400	800	25	G2A0A98	115		155	
		1600	700	25	G2A0B39	118		159	
		1600	800	25	G2A0A99	129		177	
		1800	800	25	G2A0B01	148		200	
	Desktop with a cut-out (scallop) for wire management	1200	700	25	G2A0B40	89		118	
		1200	800	25	G2A0B02	100		133	
		1400	700	25	G2A0B41	103		137	
		1400	800	25	G2A0B03	115		155	
		1600	700	25	G2A0B42	118		159	
		1600	800	25	G2A0B04	129		177	
		1800	800	25	G2A0B05	148		200	

EASY sit-stand desks

Quality standard

- LST EN 527-1:2011
- LST EN 527-2:2002
- LST EN 527-3:2003



Technical information

Desktop

25 mm MFC (melamine) with 2 mm ABS edging;
With or without a cut-out for grommet and wire management;
With or without a scallop for wire management.

Desk control button types

BA – up and down drive;
MA – up and down drive and 3 memory positions;
LA – up and down drive, 2 memory positions, automatic drive on memory positions, LED reminder, integrated Bluetooth.

Adjustable telescopic frame

Side support steel L shape 50x30x460 mm;
Square steel pipe 50x25x554 mm;
Steel pipe part for adjustment 40x20x920 mm;
Adjustment range – 600 mm;
Powder coated metal, matches the colour of columns and feet.

Lifting columns

Types: two (2) or three (3) level columns;
Integrated anti-collision sensor PIEZO for three (3) level columns, optional anti-collision sensor for two (2) level columns;
Two motors;
Soft start and soft stop;
Lifting speed: up to 38 mm/ sec;
Stroke length: DL15 / DL16 – 500 / 650 mm;
Rectangular tube dimensions: DL15 / DL16 – 43,5x73,5 mm, 37x67 mm / 50x80 mm, 43,5x73,5 mm, 37x67 mm;
Lifting capacity: 120 kg;
Powder coated metal, matches the colour of frame and feet.



BA



MA



LA



DL15 (2)



DL16 (3)

Types of feet

Type W

- Metal sheet 700x70x22 mm with welded profile for stability;
- Plastic feet with height levelling (+10 mm);
- Powder coated metal, matches the colour of frame.

Type I

- Metal tube – 796x60x30 mm;
- Plastic feet with height levelling (+10 mm);
- Powder coated metal, matches the colour of frame.

Electronic data power unit

- Input: 230 V (or 120 V for US market);
- Frequency: 50 Hz (or 60 Hz for US market);
- Output: 12 – 40 V, 9A;
- Power Plug: EU, UK, CH, US;
- Energy consumption: standby 0,1 W;
- Operating Cycle: 1 minute on, 9 minutes off;

Must be ordered

(for desktops with cut-out)



Type W



Type I



Metal grommet:
317x119 mm, H=27 mm

Optional

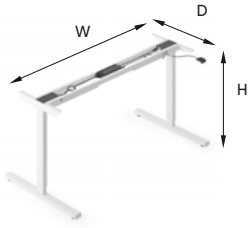


App control via
Bluetooth (iOS,
Android)



Anti-collision
sensor

Range



W 1116-1716
D 700, 800
H 680-1180



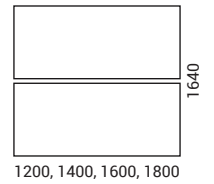
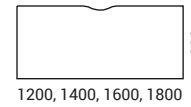
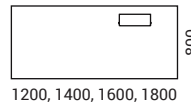
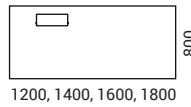
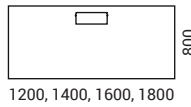

W 1116-1716
D 1368
H 680-1180



W 1116-1716
D 700, 800
H 585-1235



W 1116-1716
D 1368
H 585-1235



Additional information

Anti-collision technology

- Minimizes the risk for damages on a desk caused by squeezing or blocking of obstacles in up and down direction.

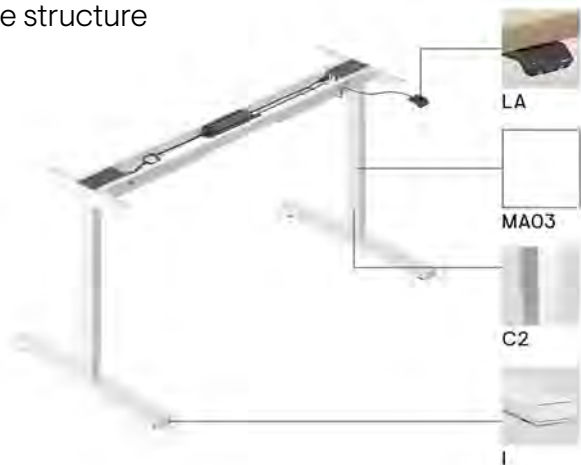
Things to be aware of:

- Does not work if the collision happens during the initialization phase;
- If the collision happens within the 1st sec of use or after the button on the control unit has been released, it will not work;
- If the collision happens over too long time and with the very soft object, it will not work.












ORDERING EXAMPLE

Code structure



DZT147.	MA03.	C2.	I.	LA.	EU
Product	Metal	Column type	Feet type	Button type	Power socket

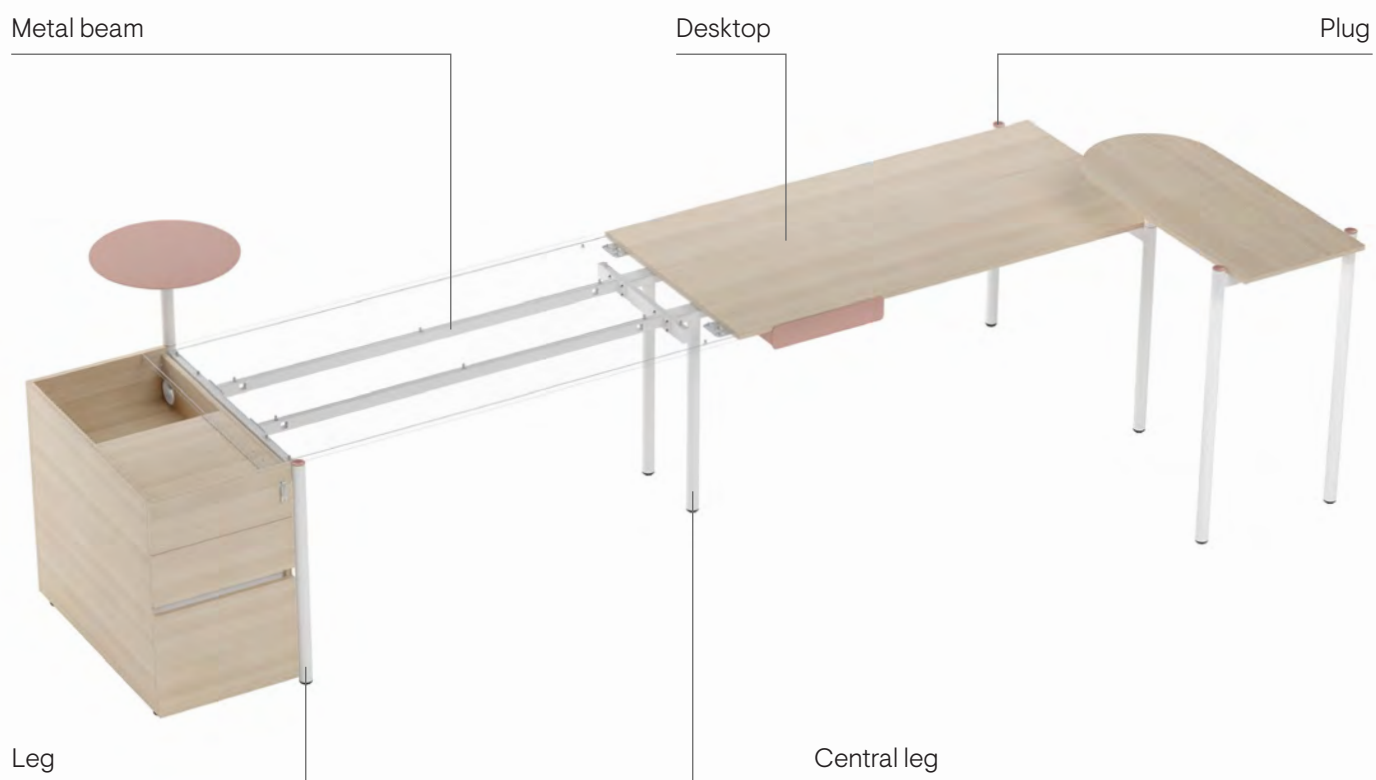
	Description	W	D	H	Code	Price, GBP (RRP)			
						Metal: MA01 MA02 MA03			
						Type of column: 2			
						Design of feet:			
						I	W	I	W
						Type of button:			
						BA		MA LA	
						Power plug: EU UK CH			
	Telescopic frame with adjustable electric legs for 1200-1800mm desktops	1116-1716	700-800	680-1180	DZT147	968	1016	1009	1057
	Telescopic frame of 2-desk bench with adjustable electric legs for 1200-1800mm desktop	1116-1716	1368	680-1180	DZT144	1928	2098	2010	2180
						Metal: MA01 MA02 MA03			
						Type of column: 3			
						Design of feet:			
						I	W	I	W
						Type of button:			
						BA		MA LA	
						Power plug: EU UK CH			
	Telescopic frame with adjustable electric legs for 1200-1800mm desktops	1116-1716	700-800	585-1235	DZT143	1160	1208	1212	1260
	Telescopic frame of 2-desk bench with adjustable electric legs for 1200-1800mm desktop	1116-1716	1368	585-1235	DZT145	2312	2482	2416	2586

	Description	W	D	H	Code	Price, GBP (RRP)			
						Melamine:			
						PA06 PA01 PA02	PA07 PA03	PA09 PA08	PA10 PA04
						Type of button: B L M			
	Desktop	1200	800	25	G2A0930	100		133	
		1400	800	25	G2A0970	115		155	
		1600	800	25	G2A0971	129		177	
		1800	800	25	G2A0972	148		200	
	Desktop with a cut-out for grommet (G6F0147 must be ordered)	1200	800	25	G2A0926	100		133	
		1400	800	25	G2A0927	115		155	
		1600	800	25	G2A0928	129		177	
		1800	800	25	G2A0929	148		200	
	Desktop with a cut-out for grommet on R/H side (G6F0147 must be ordered)	1200	800	25	G2A0932	100		133	
		1400	800	25	G2A0967	115		155	
		1600	800	25	G2A0968	129		177	
		1800	800	25	G2A0969	148		200	
	Desktop with a cut-out for grommet on L/H side (G6F0147 must be ordered)	1200	800	25	G2A0931	100		133	
		1400	800	25	G2A0964	115		155	
		1600	800	25	G2A0965	129		177	
		1800	800	25	G2A0966	148		200	
	Desktop with a cut-out (scallop) for wire management	1200	800	25	G2A0925	100		133	
		1400	800	25	G2A0922	115		155	
		1600	800	25	G2A0923	129		177	
		1800	800	25	G2A0924	148		200	

ZEDO

Quality standard

LST EN 527-1:2011 (desks)
LST EN 527-2:2016 (desks)
EN 16121:2023 (storage)
EN 16122:2012 (storage)



Technical information

Desks

Desktop

- 18 mm MFC (melamine) with 1 mm ABS edging;
- 45 mm gap between the desktops in back-to-back benches (depth of benches – 1530/1730 mm);
- Easy to assemble and disassemble - “metal to metal” construction.

Metal beam

- Metal tube – 40x20 mm;
- With welded metal plates for leg fixing;
- Powder coated metal.

Legs

- Welded metal structure of rectangular 50x25 mm and round Ø40 mm tubes;
- Powder coated metal;
- Plastic feet with height levelling (+10 mm).

Central leg

- Welded metal structure of rectangular 60x30 and 50x25 mm tubes;
- Vertical part – round Ø40 mm tube, assembled on site;
- Powder coated metal;
- Plastic feet with height levelling (+10 mm).

Plugs

- CNC machined metal, Ø40x13 mm;
- Powder coated metal;
- For desk legs without accessories plugs must be ordered separately.

High extension table

Desktop

- 18 mm MFC (melamine) with 1 mm ABS edging;
- 450 mm depth, one end rounded, R225.

Metal beam

- Metal tube – 40x20 mm;
- With welded metal plate and profile for leg fixing;
- Powder coated metal.

Legs

- Welded metal structure of rectangular 50x25 mm and round Ø40 mm tubes;
- Powder coated metal;
- Plastic feet with height levelling (+10 mm).

Fittings

- CNC machined metal, Ø40x13 mm;
- Powder coated metal.

Plugs

- CNC machined metal, Ø40x13 mm;
- Powder coated metal;
- For table legs without accessories plugs must be ordered separately.

Towers

Options

- Right side add unit (1)
- Left side add unit (2)
- Middle unit R/H (3)
- Middle unit L/H (4)

Carcass

- 18 mm MFC (melamine) with 1 mm ABS edging;
- Ø80 mm cut-outs in sides (middle unit only) for cable management;
- Ø80 mm cut-out cover made of plastic (white or black);
- Hooks for attaching to desk made of 3 mm sheet metal, powder coated;
- Dimensions: 450x739/839, H=741 mm.

Pull-out drawer

- 18 mm MFC (melamine) with 1 mm ABS edging;
- Convenient opening without handles;
- Plastic pen holder is integrated in the upper shelf;
- Soft closing function, lockable, full extension with hidden slides;
- Load capacity – 50 kg.

Legs

- Four plastic feet with height levelling, H=23 mm (+10 mm);
- Ø50 mm castor (tread from thermoplastic rubber, non-marking) for added drawer stability.

Inner File drawer (optional)

- Installed in bottom tower shelf;
- Suitable for A4 files (309 and 330 mm) or foolscap file (386 mm width);
- Always delivered unassembled;
- Drawer box made of 12 mm MFC (melamine) with 1 mm edging (ABS);
- Convenient opening without handles;
- Dimensions: 514x380, H=334 mm (outer), 446x323, H=233 mm (box, inner);
- Full extension ball bearing slides with roll-out prevention;
- Load capacity – 25 kg.



CPU pedestals

Options

- Right side add unit (1)
- Left side add unit (2)
- Middle unit (3)

Carcass

- 18 mm MFC (melamine) with 1 mm ABS edging;
- Ø80 mm cut-outs in sides and recess's bottom for various cable management situations;
- Ø80 mm cut-out cover made of plastic (white or black);
- Hooks for attaching to desk made of 3 mm sheet metal, powder coated;
- Dimensions: 450x739/839, H=741 mm;
- Load capacity – 25 kg.

Drawer

- Front made of 18 mm MFC (melamine) with 1 mm ABS edging;
- Box made of 16 mm MFC (melamine) with 1 mm ABS edging;
- Bottom made of 12 mm MFC (melamine);
- Convenient opening without handles;
- Soft closing function, lockable, full extension with hidden slides;
- Load capacity – 15 kg.

Legs

Four plastic feet with height levelling, H=23 mm (+10 mm).

1



2



3



Three drawer pedestals

Options

- Right side add unit (1)
- Left side add unit (2)
- Middle unit (3)

Carcass

- 18 mm MFC (melamine) with 1 mm ABS edging;
- Ø80 mm cut-outs in sides for cable management;
- Ø80 mm cut-out cover made of plastic (white or black);
- Hooks for attaching to desk made of 3 mm sheet metal, powder coated;
- Dimensions: 450x739/839, H=741 mm;
- Load capacity – 25 kg.

Drawers

- Facade made of 18 mm MFC (melamine) with 1 mm ABS edging;
- Box made of 16 mm MFC (melamine) with 1 mm ABS edging;
- Bottom made of 12 mm MFC (melamine);
- Convenient opening without handles;
- Aluminium profile for middle and bottom drawers' opening, anodized (black only) or powder coated;
- Suitable for A4 files (309 and 330mm) or foolscap file (386 mm width);
- Soft closing function, lockable, full extension with hidden slides;
- Load capacity: top drawer – 15 kg, middle drawer – 15 kg, bottom drawer – 25 kg.

Legs

- Four plastic feet with height levelling, H=23 mm (+10 mm);
- Castor Ø32 mm (tread from thermoplastic rubber, non-marking) for file drawer.

1



2



3



Hanging two drawer pedestals (1)

Options

- Middle unit only

Carcass

- 18 mm MFC (melamine) with 1 mm ABS edging;
- Ø80 mm cut-outs in sides for cable management;
- Ø80 mm cut-out cover made of plastic (white or black);
- Hooks for attaching to desk made of 3 mm sheet metal, powder coated;
- Dimensions: 450x739/839, H=346 mm;
- Load capacity – 15 kg.

Drawers

- Facade made of 18 mm MFC (melamine) with 1 mm ABS edging;
- Box made of 16 mm MFC (melamine) with 1 mm ABS edging;
- Bottom made of 12 mm MFC (melamine);
- Convenient opening without handles;
- Soft closing function, lockable, full extension with hidden slides;
- Load capacity: top drawer – 15 kg, bottom drawer – 15 kg.

Metal box for cable management (2)

- Suitable for covering wire management through pedestals and for power blocks.
- Installed in pedestals' recess with wood screws;
- Removable covers attached with magnetic strip;
- 1 mm sheet metal, powder coated;
- Dimensions: 412x137, H=129 mm;
- Delivered unassembled.

Side metal drawers (3)

- Carcass – welded and bent sheet metal, powder coated;
- Underframe – welded 50x20 mm tube structure, powder coated;
- Holders – welded sheet metal, powder coated;
- Full extension ball bearing slides with roll-out prevention;
- Top insert – 9 mm PET felt insert;
- Fabric upholstered drawer box bottom insert;
- “Metal-to-metal” attachment to the desk structure;
- Load capacity – 25 kg (shelf – 15 kg, drawer – 10 kg).

Undermount metal drawers (4)

- Carcass – welded and bent sheet metal, powder coated;
- Holders – sheet metal, powder coated;
- Full extension ball bearing slides with roll-out prevention;
- Fabric upholstered drawer box bottom insert;
- Attached with wood screws to the desktop;
- Load capacity – 10 kg.



Shelves

Options

- Side shelf attached to the leg and desktop (1)
- Side shelf attached to the legs or leg and desktop (2)
- Side shelf for 2-desk bench attached to the legs (3)
- Set of side and curved shelves attached to the legs or leg and desktop (4)
- Curved shelf attached to the leg (5)
- Set of curved shelves attached to the leg (6)
- Rounded shelf attached to the leg (7)

Set of fittings

- Set of round tube, metal plate and connecting part; exact number of items in set depends on configuration;
- Tube – Ø40 mm, metal plate – Ø120x3 mm, connecting part – Ø40x19 mm CNC machined metal;
- Powder coated metal.

Shelf

- Metal sheet glued to MDF board;
- Top – straight or bent 3 mm metal sheet, powder coated;
- Bottom – 12 mm MDF, painted;
- 200/300 mm height from desktop depending on configuration;
- Load capacity: options 1, 2, 5, 7 - 10 kg, option 3 - 30 kg, option 6 - 15 kg.

Holder for shelves (8)

- Welded metal part, tube – Ø40 mm, 4 mm sheet metal;
- Powder coated metal.

1



2



3



4



5



6



7



8



Electrical specification

Power socket block G9A0101 (1)

- 2 AC power sockets 220-240 V;
- Dimensions: 150x88x110 mm;
- Box and facade made of sheet metal, powder coated;
- Power socket standards: EU, FR, UK, CH;
- Mounting with clamping pad and plastic knob (no tools needed)
- Brackets designed to be attached to the desktop of 17-27 mm thickness;
- Hardwired power supply cable, approx. – 0,6 m, GST18i3 male end.

Power socket block G9A0102 (2)

- 1 AC power socket 220-240 V;
- 1 Integrated USB fast charger (Type A+C, max 5A);
- Dimensions: 150x88x110 mm;
- Box and facade made of sheet metal, powder coated;
- Power socket standards: EU, FR, UK, CH;
- Mounting with clamping pad and plastic knob (no tools needed);
- Brackets designed to be attached to the desktop of 17-27 mm thickness;
- Hardwired power supply cable, approx. – 0,6 m, GST18i3 male end.

Power socket block G9A0103 (3)

- 3 AC power sockets 220-240 V;
- Dimensions: 220x88x110 mm;
- Box and facade made of sheet metal, powder coated;
- Power socket standards: EU, FR, UK, CH;
- Mounting with clamping pad and plastic knob (no tools needed);
- Brackets designed to be attached to the desktop of 17-27 mm thickness;
- Hardwired power supply cable, approx. – 0,6 m, GST18i3 male end.

Power socket block G9A0104 (4)

- 2 AC power sockets 220-240 V;
- 1 Integrated USB fast charger (Type A+C, max 5A);
- Dimensions: 220x88x110 mm;
- Box and facade made of sheet metal, powder coated;
- Power socket standards: EU, FR, UK, CH;
- Mounting with clamping pad and plastic knob (no tools needed);
- Brackets designed to be attached to the desktop of 17-27 mm thickness;
- Hardwired power supply cable, approx. – 0,6 m, GST18i3 male end.

Power socket block G9A0105 (5)

- 2 AC power sockets 220-240 V;
- Dimensions: 150x88x110 mm;
- Box and facade made of sheet metal, powder coated;
- Power socket standards: EU, FR, UK, CH;
- Mounting with wood screws under desktop;
- Hardwired power supply cable, approx. – 0,6 m, GST18i3 male end.

Power socket block G9A0106 (6)

- 1 AC power socket 220-240 V;
- 1 Integrated USB fast charger (Type A+C, max 5A);
- Dimensions: 150x88x110 mm;
- Box and facade made of sheet metal, powder coated;
- Power socket standards: EU, FR, UK, CH;
- Mounting with wood screws under desktop;
- Hardwired power supply cable, approx. – 0,6 m, GST18i3 male end.

1



2



3



4



5



6

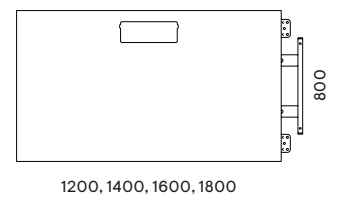

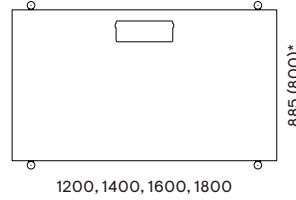

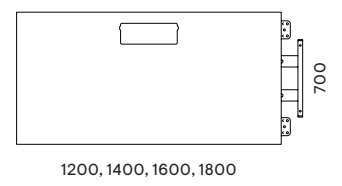

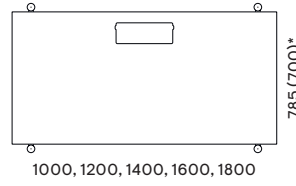



Range

Desks

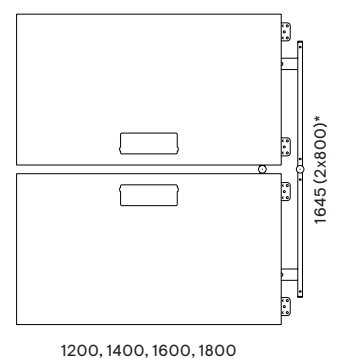

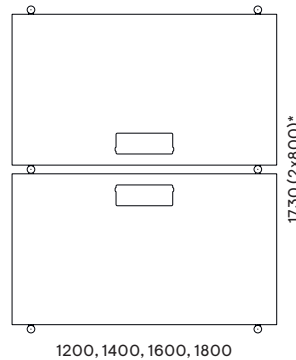

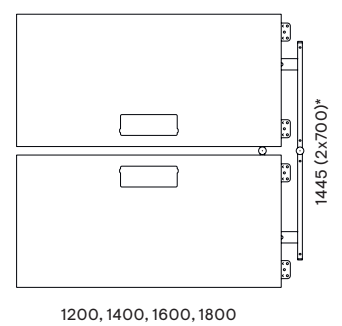

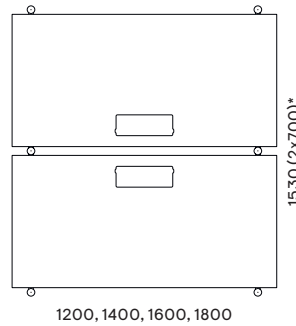



Supplementary units

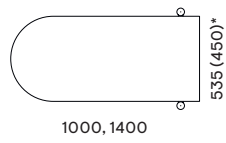


2-desk benches

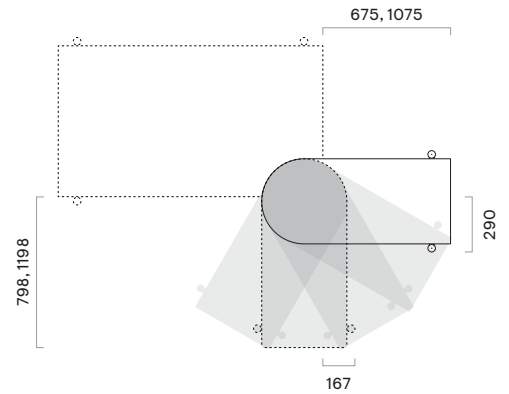
Supplementary units



High extension table



Top view of extension table in combination with desk

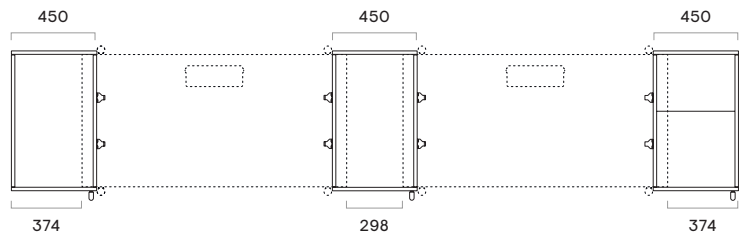


* Tabletop depth

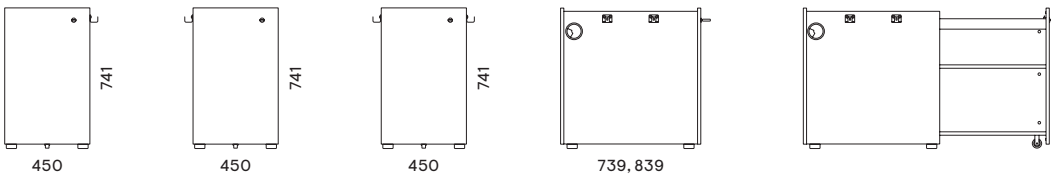
Storage



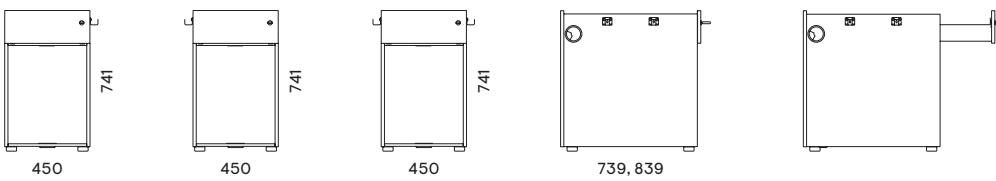
Top view of storage units in combination with desks



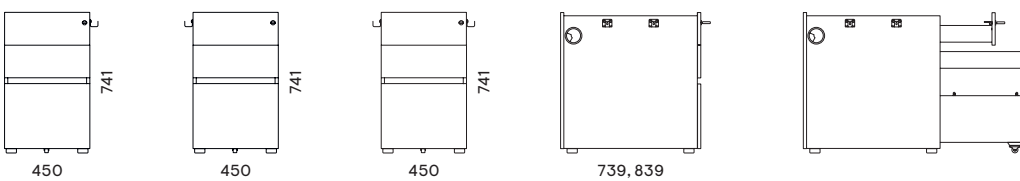
Towers



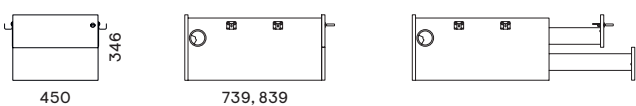
CPU Pedestals



Pedestals




Hanging pedestals

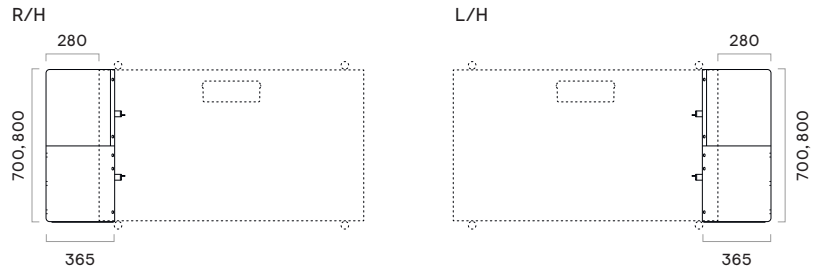


Accessories

Side metal drawers



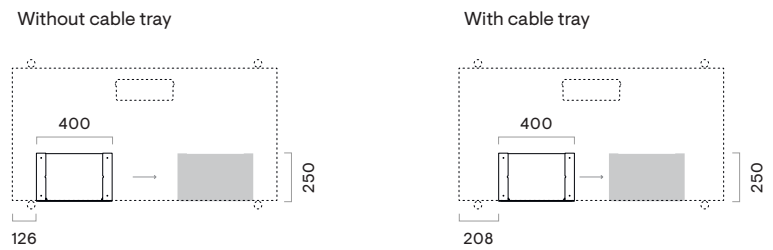
Top view of side metal drawers in combination with desks



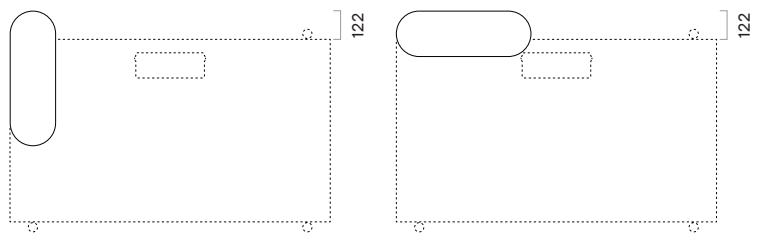
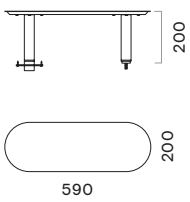
Undermount metal drawers



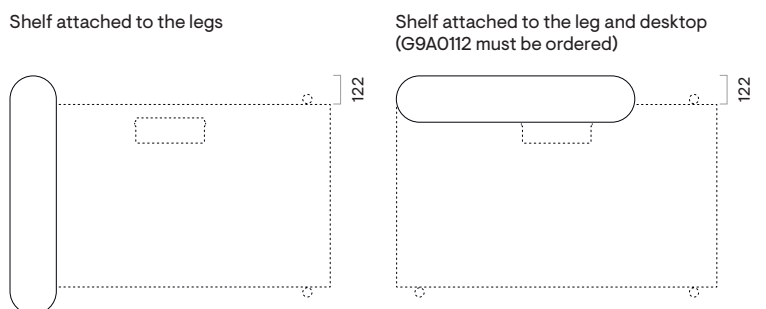
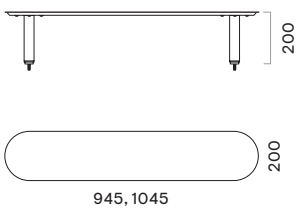
Top view of undermount metal drawers in combination with desks



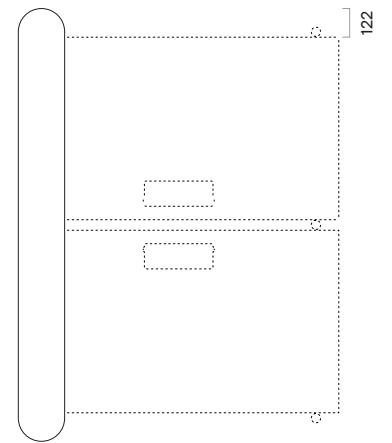
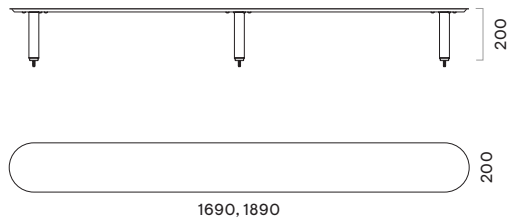
Side shelf attached to the leg and desktop



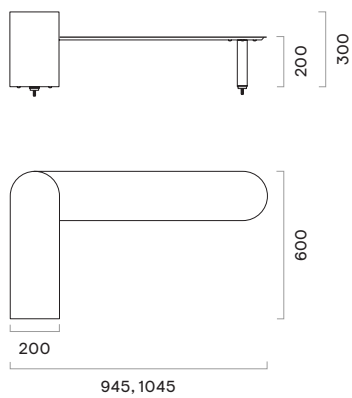
Side shelf attached to the legs or leg and desktop



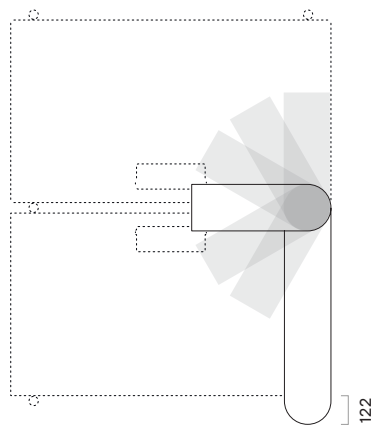
Side shelf for 2-desk bench attached to the legs



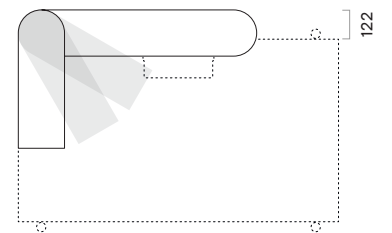
Set of side and curved shelves attached to the legs or leg and desktop



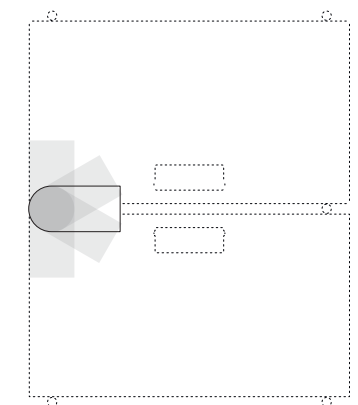
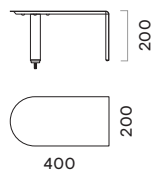
Set of shelves attached to the legs



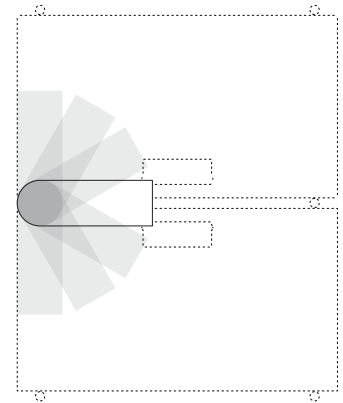
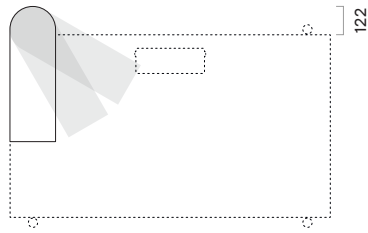
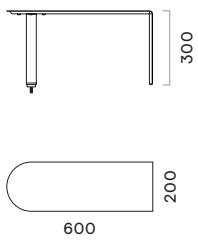
Set of shelves attached to the leg and desktop (G9A0112 must be ordered)



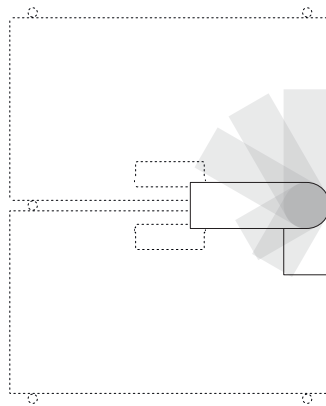
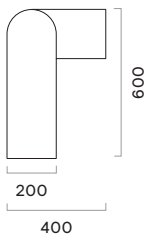
Curved shelf attached to the leg



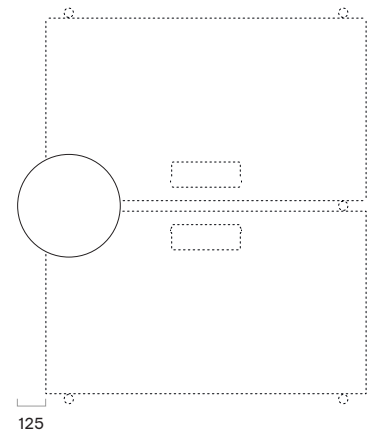
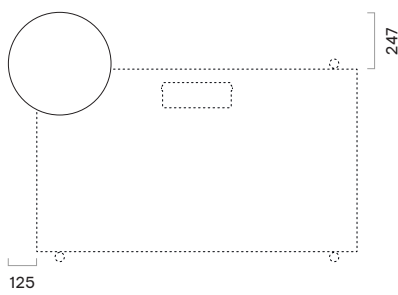
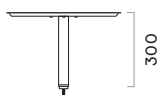
Curved shelf attached to the leg



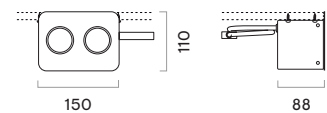
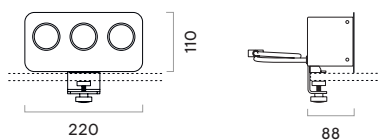
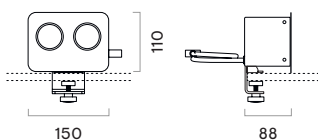
Set of curved shelves attached to the leg



Rounded shelf attached to the leg




Power socket blocks

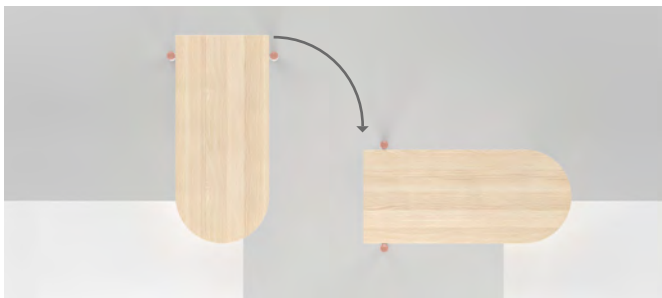


Additional information

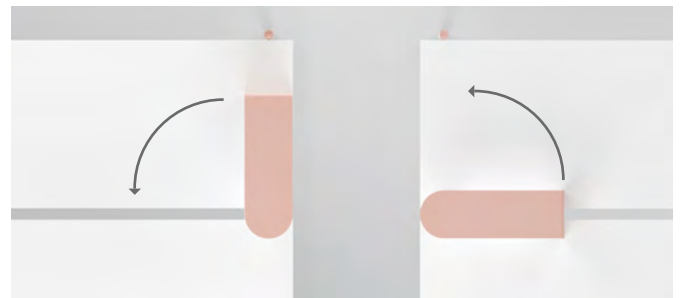
- If you need to increase the number of workplaces, you can use maximum three supplementary units in one combination.



- High extension table can be rotated around its axis to create different zoning scenarios but it is not designed to be rotated on daily basis.



- Curved shelves can be rotated around its axis to create different scenarios but it is not designed to be rotated on daily basis and can leave marks on the desktop.



- High extension table and shelves with one connection point should be attached to the leg. Shelves cannot be fixed to the desktop only.



- In order to avoid tipping over of the desk, please do not use the maximum capacity of side drawer before the desk has items on it for counterbalance.

- Pedestals or towers are connected into the desk frame with special fittings.

- Metal box is suitable only for pedestals and could be fixed only in open space at the top.

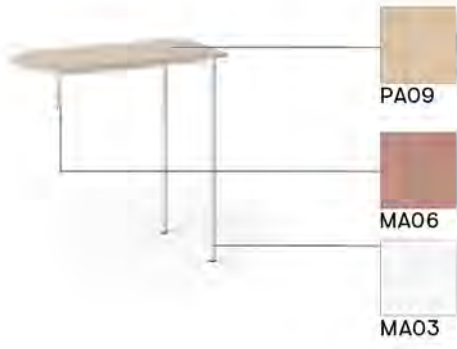


- Accessories for towers – file drawer, drawers' box and metal shelf – can only be fixed in the bottom shelf.

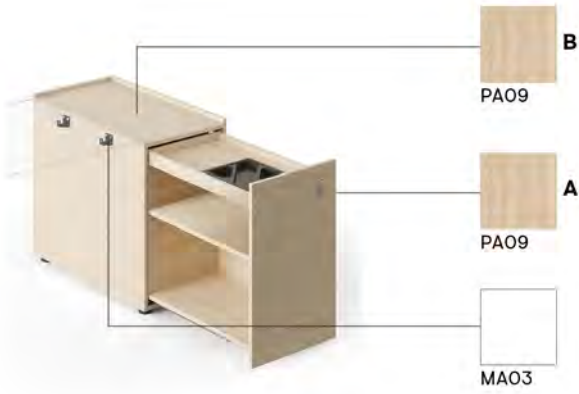


Ordering example

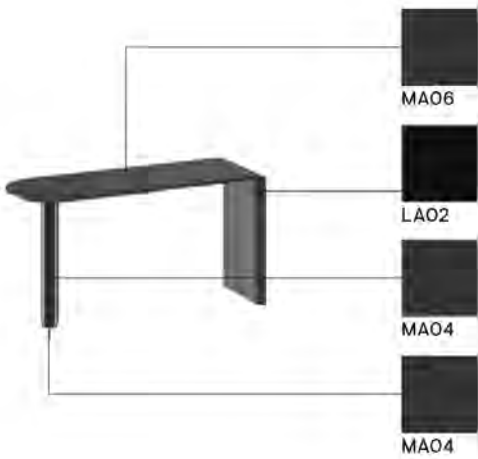
DXA161.	PA09.	MA03
Product	Melamine	Metal



DXD14E.	PA09.	MA03.	MA06
Product	Melamine	Metal	Metal connector



G1A0501.	PA09.	PA09.	MA03
Product	A Melamine	B Melamine	Metal



DXZ017.	MA04.	LA02.	MA04.	MA04
Product	Metal (upper part)	MDF (bottom part)	Metal	Metal connector

Description	W	D	H	Code	Price, GBP (RRP)
-------------	---	---	---	------	------------------

Metal: **MA01 MA02 MA03 MA04 MA05 MA06 MA07**



! For desks legs without accessories plugs must be ordered

Metal plug for desk leg, 1 pcs.	Ø40		13	G2Z0053	15
Metal plug for desk leg, 2 pcs.	Ø40		13	G2Z0054	30
Metal plug for desk leg, 4 pcs.	Ø40		13	G2Z0055	59
Metal plug for desk leg, 6 pcs.	Ø40		13	G2Z0056	89

Melamine:

PA01 PA07 PA06 PA02 PA03 | **PA08 PA09 PA04 PA10 PA05**

Metal: **MA01 MA02 MA03 MA04 MA05**



Desk	1000	785 (700)*	740	DXA101	351	377
	1200	785 (700)*	740	DXA121	370	400
	1400	785 (700)*	740	DXA141	396	433
	1600	785 (700)*	740	DXA161	418	462
	1800	785 (700)*	740	DXA181	443	495



Desk with a cut-out for grommet (G6F0440 must be ordered)	1000	785 (700)*	740	DXA102	351	377
	1200	785 (700)*	740	DXA122	370	400
	1400	785 (700)*	740	DXA142	396	433
	1600	785 (700)*	740	DXA162	418	462
	1800	785 (700)*	740	DXA182	443	495









Desk	1200	885 (800)*	740	DXA123	385	418
	1400	885 (800)*	740	DXA143	414	458
	1600	885 (800)*	740	DXA163	436	484
	1800	885 (800)*	740	DXA183	469	521









Desk with a cut-out for grommet (G6F0440 must be ordered)	1200	885 (800)*	740	DXA124	385	418
	1400	885 (800)*	740	DXA144	414	458
	1600	885 (800)*	740	DXA164	436	484
	1800	885 (800)*	740	DXA184	469	521



* Desktop depth

Description	W	D	H	Code	Price, GBP (RRP)				
					Melamine:				
					PA01 PA06 PA03	PA07 PA02 PA03	PA08 PA04 PA05	PA09 PA10 PA05	
					Metal: MA01 MA02 MA03 MA04 MA05				
 Supplementary unit for single row 2-desk bench	1200	785 (700)*	740	DXD121	296		326		
	1400	785 (700)*	740	DXD141	322		359		
	1600	785 (700)*	740	DXD161	344		388		
	1800	785 (700)*	740	DXD181	369		421		
 Supplementary unit for single row 2-desk bench with a cut-out for grommet (G6F0440 must be ordered)	1200	785 (700)*	740	DXD122	296		326		
	1400	785 (700)*	740	DXD142	322		359		
	1600	785 (700)*	740	DXD162	344		388		
	1800	785 (700)*	740	DXD182	369		421		
 Supplementary unit for single row 2-desk bench	1200	885 (800)*	740	DXD123	307		340		
	1400	885 (800)*	740	DXD143	336		380		
	1600	885 (800)*	740	DXD163	358		406		
	1800	885 (800)*	740	DXD183	391		443		
 Supplementary unit for single row 2-desk bench with a cut-out for grommet (G6F0440 must be ordered)	1200	885 (800)*	740	DXD124	307		340		
	1400	885 (800)*	740	DXD144	336		380		
	1600	885 (800)*	740	DXD164	358		406		
	1800	885 (800)*	740	DXD184	391		443		
 2-desk bench	1200	1530 (1445)*	740	DXS121	673		733		
	1400	1530 (1445)*	740	DXS141	725		799		
	1600	1530 (1445)*	740	DXS161	769		857		
	1800	1530 (1445)*	740	DXS181	819		923		
 2-desk bench with cut-outs for grommet (G6F0440 must be ordered)	1200	1530 (1445)*	740	DXS122	673		733		
	1400	1530 (1445)*	740	DXS142	725		799		
	1600	1530 (1445)*	740	DXS162	769		857		
	1800	1530 (1445)*	740	DXS182	819		923		







* Desktop depth



Description	W	D	H	Code	Price, GBP (RRP)	
					Melamine:	
					PA01 PA07 PA06 PA02 PA03	PA08 PA09 PA04 PA10 PA05
					Metal: MA01 MA02 MA03 MA04 MA05	
 2-desk bench	1200	1730 (1645)*	740	DXS123	737	803
	1400	1730 (1645)*	740	DXS143	795	883
	1600	1730 (1645)*	740	DXS163	839	935
	1800	1730 (1645)*	740	DXS183	905	1009
 2-desk bench with cut-outs for grommet (G6F0440 must be ordered)	1200	1730 (1645)*	740	DXS124	737	803
	1400	1730 (1645)*	740	DXS144	795	883
	1600	1730 (1645)*	740	DXS164	839	935
	1800	1730 (1645)*	740	DXS184	905	1009
 Supplementary unit for 2-desk bench	1200	1530 (1445)*	740	DXD12A	514	574
	1400	1530 (1445)*	740	DXD14A	566	640
	1600	1530 (1445)*	740	DXD16A	610	698
	1800	1530 (1445)*	740	DXD18A	660	764
 Supplementary unit for 2-desk bench with cut-outs for grommet (G6F0440 must be ordered)	1200	1530 (1445)*	740	DXD12B	514	574
	1400	1530 (1445)*	740	DXD14B	566	640
	1600	1530 (1445)*	740	DXD16B	610	698
	1800	1530 (1445)*	740	DXD18B	660	764
 Supplementary unit for 2-desk bench	1200	1730 (1645)*	740	DXD12C	545	611
	1400	1730 (1645)*	740	DXD14C	603	691
	1600	1730 (1645)*	740	DXD16C	647	743
	1800	1730 (1645)*	740	DXD18C	713	817
 Supplementary unit for 2-desk bench with cut-outs for grommet (G6F0440 must be ordered)	1200	1730 (1645)*	740	DXD12D	545	611
	1400	1730 (1645)*	740	DXD14D	603	691
	1600	1730 (1645)*	740	DXD16D	647	743
	1800	1730 (1645)*	740	DXD18D	713	817








* Desktop depth

Description	W	D	H	Code	Price, GBP (RRP)		
					Melamine:		
					PA01 PA07 PA06 PA02 PA03	PA08 PA09 PA04 PA10 PA05	
					Metal legs: MA01 MA02 MA03 MA04 MA05		
					Metal connector:		
					MA01 MA02 MA03 MA04 MA05 MA06 MA07		
	High return table connectable to the desk leg	1000	535 (450)*	950	DXD10E	358	373
		1400	535 (450)*	950	DXD14E	377	399
					Metal part:		
					MA01 MA02 MA03 MA04 MA05 MA06 MA07		
					Power socket standard:		
					EU FR	UK CH	
	Power unit with 2 sockets for top-mounting on the desktop	150	88	110	G9A0101	270	274
	Power unit with a socket and USB fast charger (A+C, 25 W) for top-mounting on the desktop	150	88	110	G9A0102	565	407
	Power unit with 3 sockets for top-mounting on the desktop	220	88	110	G9A0103	333	370
	Power unit with 2 sockets and USB fast charger (A+C, 25 W) for top-mounting on the desktop	220	88	110	G9A0104	610	554
	Power unit with 2 sockets for under-desk mounting	150	88	110	G9A0105	259	262
	Power unit with USB fast charger (A+C, 25 W) for under-desk mounting	150	88	110	G9A0106	554	399

* Desktop depth








Description	W	D	H	Code	Price, GBP (RRP)				
					A Melamine (doors):				
					PA01 PA07 PA06 PA02 PA03	PA08 PA09 PA04 PA10 PA05	PA01 PA07 PA06 PA02 PA03	PA08 PA09 PA04 PA10 PA05	
					B Melamine (carcass):				
					PA01 PA06 PA03	PA07 PA02	PA08 PA09 PA04 PA03 PA10 PA05		
					Metal: MA01 MA02 MA03 MA04 MA05				
		450	739	741	G1A0500	743	758	780	795
		450	839	741	G1A0501	765	780	802	821
		450	739	741	G1A0502	743	758	780	795
		450	839	741	G1A0503	765	780	802	821
		450	739	741	G1A0504	772	784	809	828
		450	839	741	G1A0505	791	802	835	850
		450	739	741	G1A0506	772	784	809	828
		450	839	741	G1A0507	791	802	835	850
					Melamine:				
					PA01 PA06 PA03	PA07 PA02	PA08 PA09 PA04 PA10 PA05		
					Melamine (drawer): PA01 PA05				
		470	350	285	G9A0107	159		170	
		470	350	285	G9A0108	174		188	

Description	W	D	H	Code	Price, GBP (RRP)				
					Metal: MA01 MA02 MA03 MA04 MA05 MA06 MA07				
	Metal shelf (central)	300	300	100	G9A0008	78			
					HPL (drawer): HA19 HA01 HA02 HA03 HA04				
					Melamine (carcass): PA01				
	Drawers' box	370	305	330	G1A0234	307			
					A Melamine (doors):				
					PA01 PA07 PA06 PA02 PA03	PA08 PA09 PA04 PA10 PA05	PA01 PA07 PA06 PA02 PA03	PA08 PA09 PA04 PA10 PA05	
					B Melamine (carcass):				
					PA01 PA06 PA03	PA07 PA02	PA08 PA09 PA04 PA03 PA10 PA05		
					Metal: MA01 MA02 MA03 MA04 MA05				
	Pedestal with one locable drawer and open bottom part for CPU (right side add unit)	450	739	741	G1A0508	292	296	307	310
		450	839	741	G1A0509	307	310	322	325
	Pedestal with one locable drawer and open bottom part for CPU (left side add unit)	450	739	741	G1A0510	292	296	307	310
		450	839	741	G1A0511	307	310	322	325
	Pedestal with one locable drawer and open bottom part open bottom part for CPU (middle unit)	450	739	741	G1A0512	303	307	322	325
		450	839	741	G1A0513	318	322	333	340
	Pedestal (3 drawers, incl. file drawer suitable for A4 or foolscap filing) with central locking (right side add unit)	450	739	741	G1A0514	569	584	588	602
		450	839	741	G1A0515	584	595	602	617

Description	W	D	H	Code	Price, GBP (RRP)				
					A Melamine (doors):				
					PA01 PA07 PA06 PA02 PA03	PA08 PA09 PA04 PA10 PA05	PA01 PA07 PA06 PA02 PA03	PA08 PA09 PA04 PA10 PA05	
					B Melamine (carcass):				
					PA01 PA06	PA07 PA02 PA03	PA08 PA03	PA09 PA10 PA05	
					Metal: MA01 MA02 MA03 MA04 MA05				
	Pedestal (3 drawers, incl. file drawer suitable for A4 or foolscap filing) with central locking (left side add unit)	450	739	741	G1A0516	569	584	588	602
		450	839	741	G1A0517	584	595	602	617
	Pedestal (3 drawers, incl. file drawer suitable for A4 or foolscap filing) with central locking (middle unit)	450	739	741	G1A0518	584	595	599	614
		450	839	741	G1A0519	599	610	614	632
	Hanging pedestal, middle unit (2 drawers, lockable).	450	739	346	G1A0520	325	329	333	344
		450	839	346	G1A0521	329	333	344	351
					Metal: MA01 MA02 MA03 MA04 MA05 MA06 MA07				
	Metal box for cable management with opening grommet	412	137	129	G9A0109	89			
					Accessories				
	Master key (1 pcs.)				G6F0380	37			
	Removal key (1 pcs.)				G6F0381	26			
	Cylinder lock with 2 keys				G6F0382	22			

Description	W	D	H	Code	Price, GBP (RRP)		
Fabric:							
		GC06 GC11 GC12 GC13		GS16 GS68 GV04 GV15 GV21 GT04 GT02 GT01 GT03 TPA09 GT08			
PET felt							
Metal: MA01 MA02 MA03 MA04 MA05 MA06 MA07							
	Metal felt-lined drawer, R/H with open space and PET felt insert (without lock)	365 (280)*	700	100	DXZ07R	237	252
		365 (280)*	800	100	DXZ08R	248	263
	Metal felt-lined drawer, L/H with open space and PET felt insert (without lock)	365 (280)*	700	100	DXZ07L	237	252
		365 (280)*	800	100	DXZ08L	248	263
Fabric:							
		GC06 GC11 GC12 GC13		GS16 GS68 GV04 GV15 GV21 GT04 GT02 GT01 GT03 TPA09 GT08			
Metal: MA01 MA02 MA03 MA04 MA05 MA06 MA07							
	Felt-lined metal drawer (without lock)	400	250	79	G9A0082	137	155
Metal (upper part): MA01 MA02 MA03 MA04 MA05 MA06 MA07							
MDF (bottom part): LA02 LA03 LA04 LA05							
Metal legs: MA01 MA02 MA03 MA04 MA05							
Metal connector: MA01 MA02 MA03 MA04 MA05 MA06 MA07							
	! For shelves DXZ010, DXZ011, DXZ014, DXZ015 attachment to the desktop G9A0112 must be ordered Side shelf, attached to the leg and desktop	590	200	200	DXZ009	144	
	Side shelf, attached to the legs or leg and desktop (attachment to the desktop G9A0112 must be ordered)	945	200	200	DXZ010	177	
	Side shelf for 2-desk bench, attached to the legs	1045	200	200	DXZ011	181	
		1690	200	200	DXZ012	288	
		1890	200	200	DXZ013	295	

* 280 mm - distance from the desktop edge

Description	W	D	H	Code	Price, GBP (RRP)
					Metal (upper part): MA01 MA02 MA03 MA04 MA05 MA06 MA07
					MDF (bottom part): LA02 LA03 LA04 LA05
					Metal legs: MA01 MA02 MA03 MA04 MA05
					Metal connector: MA01 MA02 MA03 MA04 MA05 MA06 MA07
 Set of side and curved shelves attached to the legs or leg and desktop (attachment to the desktop G9A0112 must be ordered)	945	600	200 / 300	DXZ014	280
 Set of side and curved shelves attached to the legs or leg and desktop (attachment to the desktop G9A0112 must be ordered)	1045	600	200 / 300	DXZ015	306
 Curved shelf, attached to the leg	400	200	200	DXZ016	118
 Curved shelf, attached to the leg	600	200	300	DXZ017	136
 Set of curved shelves, attached to the leg	600	400	200 / 300	DXZ018	218
 Rounded shelf, attached to the leg	450	450	300	DXZ019	136
					Metal: MA01 MA02 MA03 MA04 MA05
 Holder for shelves attachment into the desktop	108	93	40	G9A0112	15

ROUND

Quality standards

EN 527-1:2011
EN 527-2:2016+A1:2019



Technical information

Desktop

- 25 mm MFC (melamine) with 2 mm ABS edges;
- Melamine table top with 2 mm ABS edging or R100 Rounded corners;
- 8 mm gap between the legs and the desktop;
- 40 mm gap between the desktops in back to back benches (depth of benches – 1440/1640).

Metal beam

- Metal tube – 40 x 20 mm;
- With welded metal plates for Round leg fixing;
- Powder coated metal.

Legs

- Bended metal tube D40 x 2 mm;
- Powder coated metal;
- Plastic feet with height levelling (10 mm).

Central leg

- Assembled leg from metal tube D40 x 2 mm welded parts.

Edge type

- ABS edge (melamine) (1);
- R100 Rounded corners (melamine) (2)

Desktop type

- Plain desktop (3)
- Desktop with a scallop for wire management (4)
- Desktop with a cut-out for grommet and wire management (5)

Screens and accessories

- NOVA fabric;
- ROUND cable trays;
- Cable ducts, wire management and power supply products listed in pricelist;
- Metal grommet (6) and in-surface power outlet (7) must be ordered separately for desktop with cut-out.

1



2



3



4



5



6

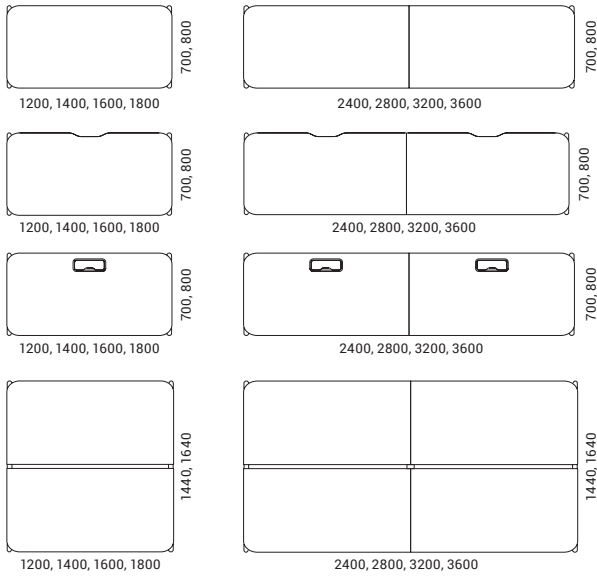


7

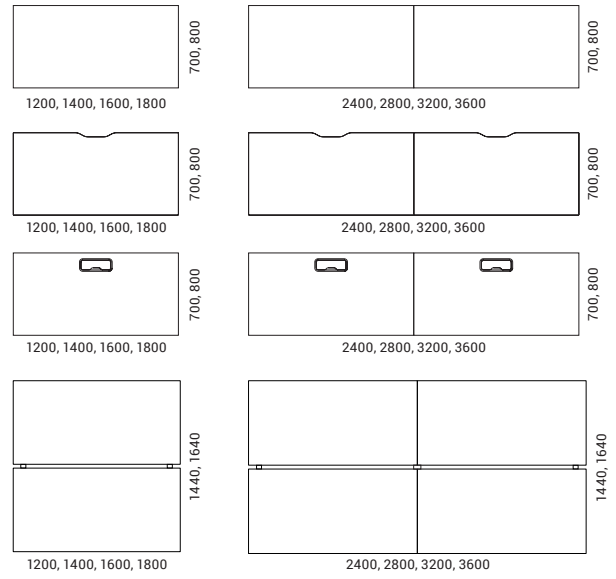


Range

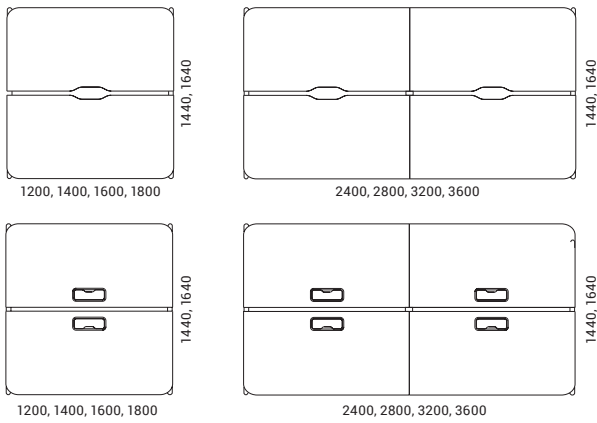
Rounded fix



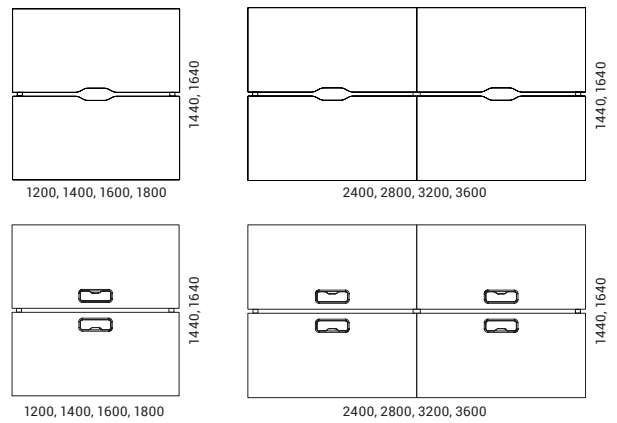
Rectangular fix



Rounded fix



Rectangular fix









ORDERING EXAMPLE








Code structure
















DBA164.	PA07.	MA02
Product	Melamine	Metal








	Description	W	D	H	Code	Price, GBP (RRP)				
						Melamine:				
						PA01 PA06 PA02	PA07 PA03	PA08 PA04 PA05	PA09 PA10	
						Painted metal: MA01 MA02 MA03 MA04				
	Desk	1200	700	740	DBA124	347			377	
		1400	700	740	DBA144	354			384	
		1600	700	740	DBA164	373			406	
		1800	700	740	DBA184	443			484	
	Desk with a cut-out for grommet (G6FO440 must be ordered)	1200	700	740	DBA125	347			377	
		1400	700	740	DBA145	373			395	
		1600	700	740	DBA165	384			417	
		1800	700	740	DBA185	443			484	
	Desk with a cut-out (scallop) for wire management	1200	700	740	DBA126	373			406	
		1400	700	740	DBA146	373			406	
		1600	700	740	DBA166	384			417	
		1800	700	740	DBA186	443			484	
	Desk	1200	800	740	DBA129	369			399	
		1400	800	740	DBA149	377			406	
		1600	800	740	DBA169	399			428	
		1800	800	740	DBA189	425			469	
	Desk with a cut-out for grommet (G6FO440 must be ordered)	1200	800	740	DBA12A	369			399	
		1400	800	740	DBA14A	395			414	
		1600	800	740	DBA16A	410			454	
		1800	800	740	DBA18A	443			488	
	Desk with a cut-out (scallop) for wire management	1200	800	740	DBA12B	369			410	
		1400	800	740	DBA14B	395			414	
		1600	800	740	DBA16B	410			454	
		1800	800	740	DBA18B	443			488	







	Description	W	D	H	Code	Price, GBP (RRP)				
						Melamine:				
						PA01 PA06 PA02	PA07 PA03 PA02	PA08 PA04 PA05	PA09 PA10	
						Painted metal: MA01 MA02 MA03 MA04				
	Single row 2-desk bench	2400	700	740	DBS24G	643		703		
		2800	700	740	DBS28G	657		717		
		3200	700	740	DBS32G	695		761		
		3600	700	740	DBS36G	835		917		
	Single row 2-desk bench with cut-outs for grommet (G6F0440 must be ordered)	2400	700	740	DBS24H	643		703		
		2800	700	740	DBS28H	695		739		
		3200	700	740	DBS32H	717		783		
		3600	700	740	DBS36H	835		917		
	Single row 2-desk bench with cut-outs (scallop) for wire management	2400	700	740	DBS24J	695		761		
		2800	700	740	DBS28J	695		761		
		3200	700	740	DBS32J	717		783		
		3600	700	740	DBS36J	835		917		
	Supplementary unit for single row 2-desk bench	1200	700	740	DAD12Z	289		314		
		1400	700	740	DAD14Z	296		322		
		1600	700	740	DAD16Z	311		344		
		1800	700	740	DAD18Z	385		422		
	Supplementary unit for single row 2-desk bench with a cut-out for grommet (G6F0440 must be ordered)	1200	700	740	DAD12X	289		314		
		1400	700	740	DAD14X	311		333		
		1600	700	740	DAD16X	322		355		
		1800	700	740	DAD18X	385		422		
	Supplementary unit for single row 2-desk bench with a cut-out (scallop) for wire management	1200	700	740	DAD12Y	311		344		
		1400	700	740	DAD14Y	311		344		
		1600	700	740	DAD16Y	322		355		
		1800	700	740	DAD18Y	385		422		







	Description	W	D	H	Code	Price, GBP (RRP)				
						Melamine:				
						PA01 PA06 PA02	PA07 PA03	PA08 PA04 PA05	PA09 PA10	
						Painted metal: MA01 MA02 MA03 MA04				
	Single row 2-desk bench	2400	800	740	DBS243	679			739	
		2800	800	740	DBS283	695			753	
		3200	800	740	DBS323	739			797	
		3600	800	740	DBS363	791			879	
	Single row 2-desk bench with cut-outs for grommet (G6FO440 must be ordered)	2400	800	740	DBS244	679			739	
		2800	800	740	DBS284	731			769	
		3200	800	740	DBS324	761			849	
		3600	800	740	DBS364	827			917	
	Single row 2-desk bench with cut-outs (scallop) for wire management	2400	800	740	DBS245	679			761	
		2800	800	740	DBS285	731			769	
		3200	800	740	DBS325	761			849	
		3600	800	740	DBS365	827			917	
	Supplementary unit for single row 2-desk bench	1200	800	740	DAD124	303			333	
		1400	800	740	DAD144	311			340	
		1600	800	740	DAD164	333			366	
		1800	800	740	DAD184	359			392	
	Supplementary unit for single row 2-desk bench with a cut-out for grommet (G6FO440 must be ordered)	1200	800	740	DAD125	303			333	
		1400	800	740	DAD145	326			351	
		1600	800	740	DAD165	344			377	
		1800	800	740	DAD185	381			422	
	Supplementary unit for single row 2-desk bench with a cut-out (scallop) for wire management	1200	800	740	DAD126	303			344	
		1400	800	740	DAD146	326			351	
		1600	800	740	DAD166	344			377	
		1800	800	740	DAD186	381			422	
	2-desk bench	1200	1440	740	DBS123	558			618	
		1400	1440	740	DBS143	572			632	
		1600	1440	740	DBS163	610			676	
		1800	1440	740	DBS183	750			832	

	Description	W	D	H	Code	Price, GBP (RRP)				
						Melamine:				
						PA01 PA06 PA02	PA07 PA03	PA08 PA04 PA05	PA09 PA10	
						Painted metal: MA01 MA02 MA03 MA04				
	2-desk bench with cut-outs for grommet (G6F0440 must be ordered)	1200	1440	740	DBS124	558		618		
		1400	1440	740	DBS144	610		654		
		1600	1440	740	DBS164	632		698		
		1800	1440	740	DBS184	750		832		
	2-desk bench with cut-outs (scallop) for wire management	1200	1440	740	DBS125	610		676		
		1400	1440	740	DBS145	610		676		
		1600	1440	740	DBS165	632		698		
		1800	1440	740	DBS185	750		832		
	2-desk bench	1200	1640	740	DBS128	612		672		
		1400	1640	740	DBS148	628		686		
		1600	1640	740	DBS168	672		730		
		1800	1640	740	DBS188	724		812		
	2-desk bench with cut-outs for grommet (G6F0440 must be ordered)	1200	1640	740	DBS129	612		672		
		1400	1640	740	DBS149	664		702		
		1600	1640	740	DBS169	694		782		
		1800	1640	740	DBS189	760		850		
	2-desk bench with cut-outs (scallop) for wire management	1200	1640	740	DBS12A	612		694		
		1400	1640	740	DBS14A	664		702		
		1600	1640	740	DBS16A	694		782		
		1800	1640	740	DBS18A	768		850		
	4-desk bench	2400	1440	740	DBS246	1094		1214		
		2800	1440	740	DBS286	1122		1242		
		3200	1440	740	DBS326	1198		1330		
		3600	1440	740	DBS366	1478		1642		
	4-desk bench with cut-outs for grommet (G6F0440 must be ordered)	2400	1440	740	DBS247	1094		1214		
		2800	1440	740	DBS287	1198		1286		
		3200	1440	740	DBS327	1242		1374		
		3600	1440	740	DBS367	1478		1642		








	Description	W	D	H	Code	Price, GBP (RRP)			
						Melamine:			
						PA01 PA06 PA02	PA07 PA03	PA08 PA04 PA05	PA09 PA10
						Painted metal: MA01 MA02 MA03 MA04			
	4-desk bench with cut-outs (scallop) for wire management	2400	1440	740	DBS248	1198		1330	
		2800	1440	740	DBS288	1198		1330	
		3200	1440	740	DBS328	1242		1374	
		3600	1440	740	DBS368	1478		1642	
	Supplementary unit for desk benches	1200	1440	740	DAD127	507		557	
		1400	1440	740	DAD147	521		573	
		1600	1440	740	DAD167	551		617	
		1800	1440	740	DAD187	699		773	
	Supplementary unit for desk benches with cut-outs for grommet (G6F0440 must be ordered)	1200	1440	740	DAD128	507		557	
		1400	1440	740	DAD148	551		595	
		1600	1440	740	DAD168	573		639	
		1800	1440	740	DAD188	699		773	
	Supplementary unit for desk benches with cut-outs (scallop) for wire management	1200	1440	740	DAD129	551		617	
		1400	1440	740	DAD149	551		617	
		1600	1440	740	DAD169	573		639	
		1800	1440	740	DAD189	699		773	
	4-desk bench	2400	1640	740	DBS24B	1184		1304	
		2800	1640	740	DBS28B	1216		1332	
		3200	1640	740	DBS32B	1304		1420	
		3600	1640	740	DBS36B	1408		1584	
	4-desk bench with cut-outs for grommet (G6F0440 must be ordered)	2400	1640	740	DBS24C	1184		1304	
		2800	1640	740	DBS28C	1288		1364	
		3200	1640	740	DBS32C	1348		1524	
		3600	1640	740	DBS36C	1480		1660	

	Description	W	D	H	Code	Price, GBP (RRP)				
						Melamine:				
						PA01 PA06 PA02	PA07 PA03	PA08 PA04 PA05	PA09 PA10	
						Painted metal: MA01 MA02 MA03 MA04				
	4-desk bench with cut-outs (scallop) for wire management	2400	1640	740	DBS24D	1184		1348		
		2800	1640	740	DBS28D	1288		1364		
		3200	1640	740	DBS32D	1348		1524		
		3600	1640	740	DBS36D	1496		1660		
	Supplementary unit for desk benches	1200	1640	740	DAD12C	542		602		
		1400	1640	740	DAD14C	558		616		
		1600	1640	740	DAD16C	602		668		
		1800	1640	740	DAD18C	654		720		
	Supplementary unit for desk benches with cut-outs for grommet (G6F0440 must be ordered)	1200	1640	740	DAD12D	542		602		
		1400	1640	740	DAD14D	588		638		
		1600	1640	740	DAD16D	624		690		
		1800	1640	740	DAD18D	698		780		
	Supplementary unit for desk benches with cut-outs (scallop) for wire management	1200	1640	740	DAD12E	542		624		
		1400	1640	740	DAD14E	588		638		
		1600	1640	740	DAD16E	624		690		
		1800	1640	740	DAD18E	698		780		
	Desk	1200	700	740	DAA124	340		365		
		1400	700	740	DAA144	347		373		
		1600	700	740	DAA164	362		395		
		1800	700	740	DAA184	436		473		
	Desk with a cut-out for grommet (G6F0440 must be ordered)	1200	700	740	DAA125	340		365		
		1400	700	740	DAA145	362		384		
		1600	700	740	DAA165	373		406		
		1800	700	740	DAA185	436		473		
	Desk with a cut-out (scallop) for wire management	1200	700	740	DAA126	362		395		
		1400	700	740	DAA146	362		395		
		1600	700	740	DAA166	373		406		
		1800	700	740	DAA186	436		473		



	Description	W	D	H	Code	Price, GBP (RRP)				
						Melamine:				
						PA01 PA06 PA02	PA07 PA03	PA08 PA04	PA09 PA10	PA05
						Painted metal: MA01 MA02 MA03 MA04				
	Desk	1200	800	740	DAA129	358			388	
		1400	800	740	DAA149	366			395	
		1600	800	740	DAA169	388			421	
		1800	800	740	DAA189	414			447	
	Desk with a cut-out for grommet (G6F0440 must be ordered)	1200	800	740	DAA12A	358			388	
		1400	800	740	DAA14A	381			406	
		1600	800	740	DAA16A	399			432	
		1800	800	740	DAA18A	436			477	
	Desk with a cut-out (scallop) for wire management	1200	800	740	DAA12B	358			399	
		1400	800	740	DAA14B	381			406	
		1600	800	740	DAA16B	399			432	
		1800	800	740	DAA18B	436			477	
	Single row 2-desk bench	2400	700	740	DAS24G	629			679	
		2800	700	740	DAS28G	643			695	
		3200	700	740	DAS32G	673			739	
		3600	700	740	DAS36G	821			895	
	Single row 2-desk bench with cut-outs for grommet (G6F0440 must be ordered)	2400	700	740	DAS24H	629			679	
		2800	700	740	DAS28H	673			717	
		3200	700	740	DAS32H	695			761	
		3600	700	740	DAS36H	821			895	
	Single row 2-desk bench with cut-outs (scallop) for wire management	2400	700	740	DAS24J	673			739	
		2800	700	740	DAS28J	673			739	
		3200	700	740	DAS32J	695			761	
		3600	700	740	DAS36J	821			895	

	Description	W	D	H	Code	Price, GBP (RRP)					
						Melamine:					
						PA01 PA06 PA02	PA07 PA03	PA08 PA04	PA09 PA10	PA05	
						Painted metal: MA01 MA02 MA03 MA04					
	Supplementary unit for single row 2-desk bench	1200	700	740	DAD12Z	289				314	
		1400	700	740	DAD14Z	296				322	
		1600	700	740	DAD16Z	311				344	
		1800	700	740	DAD18Z	385				422	
	Supplementary unit for single row 2-desk bench with a cut-out for grommet (G6FO440 must be ordered)	1200	700	740	DAD12X	289				314	
		1400	700	740	DAD14X	311				333	
		1600	700	740	DAD16X	322				355	
		1800	700	740	DAD18X	385				422	
	Supplementary unit for single row 2-desk bench with a cut-out (scallop) for wire management	1200	700	740	DAD12Y	311				344	
		1400	700	740	DAD14Y	311				344	
		1600	700	740	DAD16Y	322				355	
		1800	700	740	DAD18Y	385				422	
	Single row 2-desk bench	2400	800	740	DAS243	657				717	
		2800	800	740	DAS283	673				731	
		3200	800	740	DAS323	717				783	
		3600	800	740	DAS363	769				835	
	Single row 2-desk bench with cut-outs for grommet (G6FO440 must be ordered)	2400	800	740	DAS244	657				717	
		2800	800	740	DAS284	703				753	
		3200	800	740	DAS324	739				805	
		3600	800	740	DAS364	813				895	
	Single row 2-desk bench with cut-outs (scallop) for wire management	2400	800	740	DAS245	657				739	
		2800	800	740	DAS285	703				753	
		3200	800	740	DAS325	739				805	
		3600	800	740	DAS365	813				895	

		Description	W	D	H	Code	Price, GBP (RRP)					
							Melamine:					
							PA01 PA06 PA02	PA07 PA03	PA08 PA04	PA09 PA10	PA05	
							Painted metal: MA01 MA02 MA03 MA04					
	Supplementary unit for single row 2-desk bench	1200	800	740	DAD124	303		333				
		1400	800	740	DAD144	311		340				
		1600	800	740	DAD164	333		366				
		1800	800	740	DAD184	359		392				
	Supplementary unit for single row 2-desk bench with a cut-out for grommet (G6FO440 must be ordered)	1200	800	740	DAD125	303		333				
		1400	800	740	DAD145	326		351				
		1600	800	740	DAD165	344		377				
		1800	800	740	DAD185	381		422				
	Supplementary unit for single row 2-desk bench with a cut-out (scallop) for wire management	1200	800	740	DAD126	303		344				
		1400	800	740	DAD146	326		351				
		1600	800	740	DAD166	344		377				
		1800	800	740	DAD186	381		422				
	2-desk bench	1200	1440	740	DAS123	544		594				
		1400	1440	740	DAS143	558		610				
		1600	1440	740	DAS163	588		654				
		1800	1440	740	DAS183	736		810				
	2-desk bench with cut-outs for grommet (G6FO440 must be ordered)	1200	1440	740	DAS124	544		594				
		1400	1440	740	DAS144	588		632				
		1600	1440	740	DAS164	610		676				
		1800	1440	740	DAS184	736		810				
	2-desk bench with cut-outs (scallop) for wire management	1200	1440	740	DAS125	588		654				
		1400	1440	740	DAS145	588		654				
		1600	1440	740	DAS165	610		676				
		1800	1440	740	DAS185	736		810				

		Description	W	D	H	Code	Price, GBP (RRP)					
							Melamine:					
							PA01 PA06 PA02	PA07 PA03	PA08 PA04	PA09 PA10	PA05	
							Painted metal: MA01 MA02 MA03 MA04					
	2-desk bench	1200	1640	740	DAS128	590					650	
		1400	1640	740	DAS148	606					664	
		1600	1640	740	DAS168	650					716	
		1800	1640	740	DAS188	702					768	
	2-desk bench with cut-outs for grommet (G6F0440 must be ordered)	1200	1640	740	DAS129	590					650	
		1400	1640	740	DAS149	636					686	
		1600	1640	740	DAS169	672					738	
		1800	1640	740	DAS189	746					828	
	2-desk bench with cut-outs (scallop) for wire management	1200	1640	740	DAS12A	590					672	
		1400	1640	740	DAS14A	636					686	
		1600	1640	740	DAS16A	672					738	
		1800	1640	740	DAS18A	746					828	
	4-desk bench	2400	1440	740	DAS246	1066					1166	
		2800	1440	740	DAS286	1094					1198	
		3200	1440	740	DAS326	1154					1286	
		3600	1440	740	DAS366	1450					1598	
	4-desk bench with cut-outs for grommet (G6F0440 must be ordered)	2400	1440	740	DAS247	1066					1166	
		2800	1440	740	DAS287	1154					1242	
		3200	1440	740	DAS327	1198					1330	
		3600	1440	740	DAS367	1450					1598	
	4-desk bench with cut-outs (scallop) for wire management	2400	1440	740	DAS248	1154					1286	
		2800	1440	740	DAS288	1154					1286	
		3200	1440	740	DAS328	1198					1330	
		3600	1440	740	DAS368	1450					1598	
	Supplementary unit for desk benches	1200	1440	740	DAD127	507					557	
		1400	1440	740	DAD147	521					573	
		1600	1440	740	DAD167	551					617	
		1800	1440	740	DAD187	699					773	

	Description	W	D	H	Code	Price, GBP (RRP)				
						Melamine:				
						PA01 PA06 PA02	PA07 PA03	PA08 PA04	PA09 PA10	PA05
						Painted metal: MA01 MA02 MA03 MA04				
	Supplementary unit for desk benches with cut-outs for grommet (G6F0440 must be ordered)	1200	1440	740	DAD128	507			557	
		1400	1440	740	DAD148	551			595	
		1600	1440	740	DAD168	573			639	
		1800	1440	740	DAD188	699			773	
	Supplementary unit for desk benches with cut-outs (scallop) for wire management	1200	1440	740	DAD129	551			617	
		1400	1440	740	DAD149	551			617	
		1600	1440	740	DAD169	573			639	
		1800	1440	740	DAD189	699			773	
	4-desk bench	2400	1640	740	DAS24B	1140			1260	
		2800	1640	740	DAS28B	1172			1288	
		3200	1640	740	DAS32B	1260			1392	
		3600	1640	740	DAS36B	1364			1496	
	4-desk bench with cut-outs for grommet (G6F0440 must be ordered)	2400	1640	740	DAS24C	1140			1260	
		2800	1640	740	DAS28C	1232			1332	
		3200	1640	740	DAS32C	1304			1436	
		3600	1640	740	DAS36C	1452			1616	
	4-desk bench with cut-outs (scallop) for wire management	2400	1640	740	DAS24D	1140			1304	
		2800	1640	740	DAS28D	1232			1332	
		3200	1640	740	DAS32D	1304			1436	
		3600	1640	740	DAS36D	1452			1616	
	Supplementary unit for desk benches	1200	1640	740	DAD12C	542			602	
		1400	1640	740	DAD14C	558			616	
		1600	1640	740	DAD16C	602			668	
		1800	1640	740	DAD18C	654			720	







	Description	W	D	H	Code	Price, GBP (RRP)	
						Melamine:	
						PA01 PA07 PA06 PA03 PA02	PA08 PA09 PA04 PA10 PA05
						Painted metal: MA01 MA02 MA03 MA04	
	Supplementary unit for desk benches with cut-outs for grommet (G6F0440 must be ordered)	1200	1640	740	DAD12D	542	602
		1400	1640	740	DAD14D	588	638
		1600	1640	740	DAD16D	624	690
		1800	1640	740	DAD18D	698	780
	Supplementary unit for desk benches with cut-outs (scallop) for wire management	1200	1640	740	DAD12E	542	624
		1400	1640	740	DAD14E	588	638
		1600	1640	740	DAD16E	624	690
		1800	1640	740	DAD18E	698	780

	Description	W	D	H	Code	Price, GBP (RRP)			
						Screen: PET felt			
						Painted metal part:			
						MA01	MA02	MA03	MA04
						Pattern type:			
						ZA00	ZNA05	ZA20	
	Screen for 700 mm length desk	680	18	365 (330)*	DPA07A	192		218	
	Screen for 800 mm length desk	780	18	365 (330)*	DPA08A	200		248	
	Screen for 1200 mm length desk	1180	18	365 (330)*	DPA12A	266		322	
	Screen for 1400 mm length desk	1380	18	365 (330)*	DPA14A	333		392	
	Screen for 1600 mm length desk	1580	18	365 (330)*	DPA16A	344		414	
	Screen for 1800 mm length desk	1780	18	365 (330)*	DPA18A	355		433	
	Screen for 700 mm length desk	680	18	565 (530)*	DPA07B	229		259	
	Screen for 800 mm length desk	780	18	565 (530)*	DPA08B	248		300	
	Screen for 1200 mm length desk	1180	18	565 (530)*	DPA12B	326		407	
	Screen for 1400 mm length desk	1380	18	565 (530)*	DPA14B	433		507	
	Screen for 1600 mm length desk	1580	18	565 (530)*	DPA16B	451		544	
	Screen for 1800 mm length desk	1780	18	565 (530)*	DPA18B	470		577	
	Central screen for 700 mm length desk (mobile)	680	18	330	DPA07C	181		210	
	Central screen for 800 mm length desk (mobile)	780	18	330	DPA08C	188		233	
	Central screen for 1440 mm length desk (mobile)	1420	18	330	DPA14C	329		384	
	Central screen for 1640 mm length desk (mobile)	1620	18	330	DPA16C	343		410	
	Central screen for 700 mm length desk (mobile)	680	18	530	DPA07D	218		247	
	Central screen for 800 mm length desk (mobile)	780	18	530	DPA08D	240		284	





* Screen height above the desktop

	Description	W	D	H	Code	Price, GBP (RRP)	
						Screen: PET felt	
						Painted metal part: MA01 MA02 MA03 MA04	
						Pattern type: ZA00 ZNA05 ZA20	
	Central screen for 1440 mm length desk (mobile)	1420	18	530	DPA14D	436	510
	Central screen for 1640 mm length desk (mobile)	1620	18	530	DPA16D	451	550
	Screen for 1440 mm length desk (double benches only)	1420	18	365 (330)*	DPA14E	344	399
	Screen for 1640 mm length desk (double benches only)	1620	18	365 (330)*	DPA16E	355	429
	Screen for 1200 mm length desk (double benches only)	1180	18	365 (330)*	DPA12F	273	329
	Screen for 1400 mm length desk (double benches only)	1380	18	365 (330)*	DPA14F	340	399
	Screen for 1600 mm length desk (double benches only)	1580	18	365 (330)*	DPA16F	351	421
	Screen for 1800 mm length desk (double benches only)	1780	18	365 (330)*	DPA18F	362	440
	Screen for 1440 mm length desk (double benches only)	1420	18	565 (530)*	DPA14G	451	529
	Screen for 1640 mm length desk (double benches only)	1620	18	565 (530)*	DPA16G	459	569
	Screen for 1200 mm length desk (double benches only)	1180	18	565 (530)*	DPA12H	333	414
	Screen for 1400 mm length desk (double benches only)	1380	18	565 (530)*	DPA14H	440	514
	Screen for 1600 mm length desk (double benches only)	1580	18	565 (530)*	DPA16H	458	551
	Screen for 1800 mm length desk (double benches only)	1780	18	565 (530)*	DPA18H	477	584


* Screen height above the desktop

	Description	W	D	H	Code	Price, GBP (RRP)				
						Fabric:				
						Berta, Bon- dai	Aus- tea, Lucia	Synergy, Velito Presto, Step/ Step Melange	Steelcut Trio 3	
						Painted metal: MA01 MA02 MA03 MA04				
	Screen for 700 mm length desk	700	22	415 (350)*	DNK070	74	144	163	244	
	Screen for 800 mm length desk	800	22	415 (350)*	DNK080	74	144	163	244	
	Screen for 1200 mm length desk	1200	22	415 (350)*	DNK120	111	226	252	329	
	Screen for 1400 mm length desk	1400	22	415 (350)*	DNK140	118	248	285	425	
	Screen for 1600 mm length desk	1600	22	415 (350)*	DNK160	140	288	325	495	
	Screen for 1800 mm length desk	1800	22	415 (350)*	DNK180	151	314	351	480	
	Screen for 700 mm length desk	700	22	515 (450)*	DNK071	78	144	163	237	
	Screen for 800 mm length desk	800	22	515 (450)*	DNK081	82	155	178	229	
	Screen for 1200 mm length desk	1200	22	515 (450)*	DNK121	115	229	259	344	
	Screen for 1400 mm length desk	1400	22	515 (450)*	DNK141	122	252	289	414	
	Screen for 1600 mm length desk	1600	22	515 (450)*	DNK161	140	292	332	488	
	Screen for 1800 mm length desk	1800	22	515 (450)*	DNK181	155	325	362	514	
	Screen for 2 - desk bench (edge L=1200 mm)	1200	22	375 (350)*	DNK122	111	218	248	318	
	Screen for 2 - desk bench (edge L=1400 mm)	1400	22	375 (350)*	DNK142	121	251	288	436	
	Screen for 2 - desk bench (edge L=1600 mm)	1600	22	375 (350)*	DNK162	125	280	317	480	
	Screen for 2 - desk bench (edge L=1800 mm)	1800	22	375 (350)*	DNK182	147	310	347	495	
	Screen for 2 - desk bench (edge L=1200 mm)	1200	22	475 (450)*	DNK123	115	226	252	337	
	Screen for 2 - desk bench (edge L=1400 mm)	1400	22	475 (450)*	DNK143	121	255	292	425	


* Screen height above the desktop

	Description	W	D	H	Code	Price, GBP (RRP)				
						Fabric:				
						Berta, Bon- dai	Aus- tea, Lucia	Synergy, Velito Presto, Step/ Step Melange	Steelcut Trio 3	
						Painted metal: MA01 MA02 MA03 MA04				
	Screen for 2 - desk bench (edge L=1600 mm)	1600	22	475 (450)*	DNK163	136	288	328	491	
	Screen for 2 - desk bench (edge L=1800 mm)	1800	22	475 (450)*	DNK183	147	317	351	502	
	Central screen for 700 mm length desk (double benches only)	710	22	347 (350)*	DNK077	133	144	151	244	
	Central screen for 700 mm length desk (double benches only)	710	22	447 (450)*	DNK078	140	162	170	251	
	Central screen for 800 mm length desk (double benches only)	810	22	347 (350)*	DNK087	144	181	192	295	
	Central screen for 800 mm length desk (double benches only)	810	22	447 (450)*	DNK088	148	188	210	306	
	Central screen for 800 mm length desk (for single benches with cut-back leg)	800	22	347 (350)*	DNK08A	96	133	144	244	
	Central screen for 800 mm length desk (for single benches with cut-back leg)	800	22	447 (450)*	DNK08B	100	136	151	247	
	Set of screens for 4 desks (1200x700 mm)	1200 / 710	22	375/ 347 (350)*	DNK12A	488	724	798	1124	
	Set of screens for 4 desks (1400x700 mm)	1400 / 710	22	375/ 347 (350)*	DNK14A	508	790	878	1360	
	Set of screens for 4 desks (1600x700 mm)	1600 / 710	22	375/ 347 (350)*	DNK16A	516	848	936	1448	
	Set of screens for 4 desks (1800x700 mm)	1800 / 710	22	375/ 347 (350)*	DNK18A	560	908	996	1478	
	Set of screens for 4 desks (1200x700 mm)	1200 / 710	22	475/ 447 (450)*	DNK12B	510	776	844	1176	
	Set of screens for 4 desks (1400x700 mm)	1400 / 710	22	475/ 447 (450)*	DNK14B	522	834	924	1352	
	Set of screens for 4 desks (1600x700 mm)	1600 / 710	22	475/ 447 (450)*	DNK16B	552	900	996	1484	

* Screen height above the desktop

	Description	W	D	H	Code	Price, GBP (RRP)				
						Fabric:				
						Berta, Bon- dai	Aus- tea, Lucia	Synergy, Velito Presto, Step/ Step Melange	Steelcut Trio 3	
						Painted metal: MA01 MA02 MA03 MA04				
	Set of screens for 4 desks (1800x700 mm)	1800 / 710	22	475/ 447 (450)*	DNK18B	574	958	1042	1506	
	Set of screens for 4 desks (1200x800 mm)	1200 / 810	22	375/ 347 (350)*	DNK130	510	798	880	1226	
	Set of screens for 4 desks (1400x800 mm)	1400 / 810	22	375/ 347 (350)*	DNK152	530	864	960	1462	
	Set of screens for 4 desks (1600x800 mm)	1600 / 810	22	375/ 347 (350)*	DNK177	538	922	1018	1550	
	Set of screens for 4 desks (1800x800 mm)	1800 / 810	22	375/ 347 (350)*	DNK190	582	982	1078	1580	
	Set of screens for 4 desks (1200x800 mm)	1200 / 810	22	475/ 447 (450)*	DNK131	526	828	924	1286	
	Set of screens for 4 desks (1400x800 mm)	1400 / 810	22	475/ 447 (450)*	DNK153	538	886	1004	1462	
	Set of screens for 4 desks (1600x800 mm)	1600 / 810	22	475/ 447 (450)*	DNK178	568	952	1076	1594	
	Set of screens for 4 desks (1800x800 mm)	1800 / 810	22	475/ 447 (450)*	DNK191	590	1010	1122	1616	

* Screen height above the desktop

	Description	W	D	H	Code	Price, GBP (RRP)	
						Melamine:	
						PA01 PA01PA07 PA07 PA06 PA03 PA02	PA08 PA09 PA04 PA10 PA05
						Painted metal: MA01 MA02 MA03 MA04	
	Modesty panel for desk (edge w=1200 mm)	1040	16	350	DNH120	48	51
	Modesty panel for desk (edge w=1400 mm)	1240	16	350	DNH140	51	55
	Modesty panel for desk (edge w=1600 mm)	1440	16	350	DNH160	55	59
	Modesty panel for desk (edge w=1800 mm)	1640	16	350	DNH180	59	70

* Screen height above the desktop

ROUND

Technical information



Quality standard

EN 14073-1:2004 (storage units)
EN 14073-2:2004 (storage units)
EN 14073-3:2004 (storage units)
EN 14074:2004 (storage units)
EN 527-1:2011 (desks)
EN 527-2:2016+A1:2019 (desks)

10 year Warranty

See Warranty statement

Other documents available for this product

NARBUTAS product care guide
Cable management guidelines for ROUND workstations



Technical information

Desks

Desktop

- 25 mm MFC (melamine) with 2 mm ABS edges;
- Melamine table top with 2 mm ABS edging or R100 Rounded corners;
- 8 mm gap between the legs and the desktop;
- 40 mm gap between the desktops in back to back benches (depth of benches – 1440/1640).

Metal beam

- Metal tube – 40x20 mm;
- With welded metal plates for Round leg fixing;
- Powder coated metal.

Leg

- Bended metal tube – 40x20 mm;
- Powder coated metal;
- Plastic feet with height levelling (10 mm).

Desktop type

- Plain desktop (1)
- Desktop with a scallop for wire management (2)
- Desktop with a cut-out for grommet and wire management (3)

Edge type

- ABS edge (melamine) (4)
- R100 Rounded corners (melamine) (5)

1



2



3



5



6



Cabinets

Carcass

- 18 mm MFC (melamine) with 1 mm ABS edging.

Top and bottom

- 18 mm MFC (melamine) with 1 mm ABS edging;
- 25 mm MFC (melamine) with 2 mm ABS edging.

Back

- Made of 18 mm MFC (melamine).

Shelves

- Made of 18 mm MFC (melamine) with 1 mm ABS edging;
- Shelve in open cabinet, load max – 30 kg;
- Shelve in closed cabinet, load max – 15 kg.

Doors

- Doors with hinges in 18 mm MFC (melamine) with 1 mm ABS edging;
- 107° opening angle with soft closing function.

Sliding doors

- Made of 18 mm MFC (melamine) with 1 mm ABS edging;
- With plastic runners;
- Plastic slide profile.

Shelf units

Carcass

- 18 mm MFC (melamine) with 1 mm ABS edging.

Top and bottom

- 18 mm MFC (melamine) with 1 mm ABS edging;
- 25 mm MFC (melamine) with 2 mm ABS edging.

Back

- Made of 18 mm MFC (melamine).

Metal frame legs

- Powder coated metal;
- Metal tube leg Ø30 mm;
- Metal beam 30x40 mm;
- Plastic legs with height levelling +- 10 mm.

Drawers

- Made of 16 mm MFC (melamine) with 1mm ABS edging (inside only white);
- Facade made of 18 mm MFC (melamine) with 1 mm ABS edging;
- Bottom is made of 12 mm MFC (melamine);
- Full extension ball bearing slides with soft close, which are visible;
- Central locking (without anti-tilt);
- Small drawer can hold up to 10 kg, file drawer up to 20 kg.

Handles

- Recessed handles 145x42x15 mm (MA03C, MA02C, MA01C, MA04C) from aluminium, powder coated.

Sliding doors

- Made of 18 mm MFC (melamine) with 1 mm ABS edging;
- With plastic runners;
- Plastic slide profile.

Handles

- Recessed handles 145x42x15 mm (MA03C, MA02C, MA01C, MA04C) from aluminium, powder coated.

Top panel

- Made of 25 mm MFC melamine with 2 mm ABS edging;
- One size: 1800x400x25 mm.

Fabric back panel

- Made of 16 mm MFC (melamine);
- VB2240 foam (3 mm);
- Upholstered with fabric;
- One size: 896x482x22 mm.

Optional

Optional for desks

Screens and accessories

- NOVA fabric;
- ROUND cable trays;
- Cable ducts, wire management and power supply products listed in pricelist.

Cable trays (1)

Wires (2)

Optional for storage units

Master key (1)

Removal key (2)

Cylinder lock with 2 keys (3)

Fabric back panel (4)

Power units (5)

Wires (6)

1




2



1



2



3



4



5



6



Range

Desks

Rounded



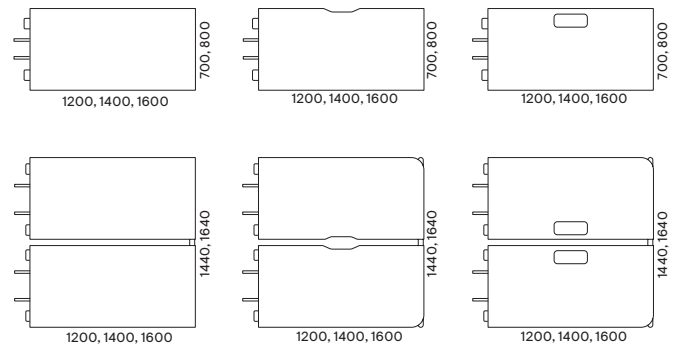
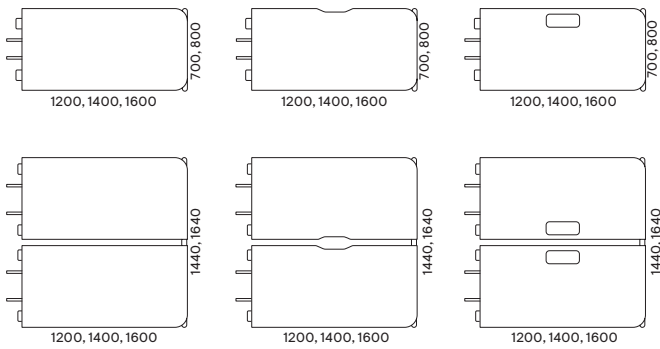
H 740

Rectangular

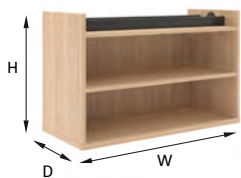
H 740



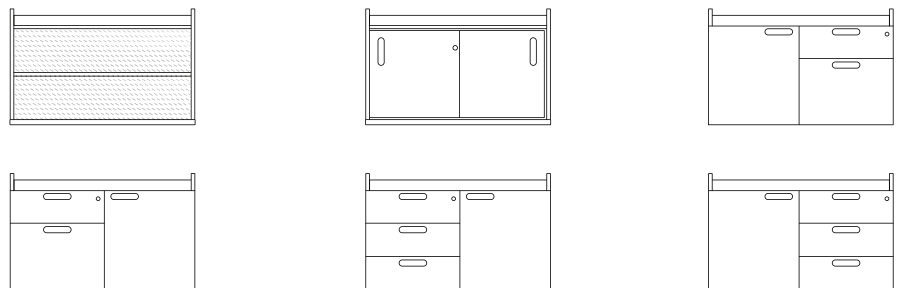
Cabinets



W 900
D 400/420 (with doors)



H 565
Cabinets come in 6 design types, each of which has three options. Depending on which side the cut-out



for convenient wire management is, middle unit, left unit, right side unit is available.

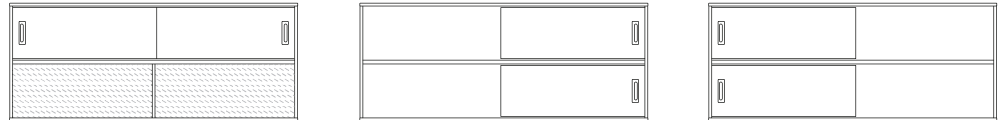
Shelf units



W 1800
D 400
H 380
W 1800



D 400
H 742



Additional information

- In the open position, the sliding inner door is visible. There is a gap of 25 mm between the handle and the edge of the left door. Door brakes can be re-assembled, if required, and the door will fully open (more information in assembly scheme).
- On the top of the cabinet you can notice a metal frame, which can be fixed in two ways: with screws or pressed to magnets. The looser fixing (magnets) is done for cable management.
- There are no base holes in the cabinet for fixing the fabric panel. And this product is only suitable with cabinets.
- Combination of two cabinets must be ordered for workstation. Metal frame with legs and cabinet top are constructed to fit two-cabinets combination only. Cabinet top or shelf unit must be ordered to complete workstation combination.
- When you combine two cabinets, there is a seamless ± 2 mm gap between them.
- The file drawer can be used to stack items or hang files. Formats that are suitable: 309, 330.
- Between two metal beams, power unit can be placed. There is a free space of W-862, D-172, H-80 mm. While choosing the power unit, you have to consider if it will fit between the gap.
- Between the metal beam and the top of the cabinet, there is a 30 mm gap. The space is convenient for wires, all types of wires can be passed through it.
- Also, the metal frame is removable, which means that all types of plugs can be inserted through it when there is a larger gap.

ORDERING EXAMPLE

Code structure



DAD16H.	PA07.	MA02
Product	Melamine	Metal



G1A0433.	PA07.	MA01
Product	Melamine	Metal



G1A0438.	PA02.	PA07.	MA01C
Product	Melamine (doors) A	Melamine (carcass) B	Handle colour and type



G1SO448. PA07

Product

Melamine



G1B0519. PA02. PA07. MA01C

Product

Melamine (doors) **A**

Melamine (carcass) **B**

Handle colour and type

	Description	W	D	H	Code	Price, GBP (RRP)			
--	-------------	---	---	---	------	------------------	--	--	--

Melamine:

PA01	PA07	PA06	PA08	PA09	PA04
PA03	PA02		PA10	PA05	

Painted metal: MA01 MA02 MA03 MA04



Desk for integration with cabinet (L/H or R/H)

1200	700	740	DBD12H
1400	700	740	DBD14H
1600	700	740	DBD16H

277	307
284	314
303	336



Desk with a cut-out (scallop) for integration with cabinet (L/H)

1200	700	740	DBD12I
1400	700	740	DBD14I
1600	700	740	DBD16I

303	336
303	336
314	347



Desk with a cut-out for grommet (G6F0440 must be ordered) for integration with cabinet (L/H)

1200	700	740	DBD12O
1400	700	740	DBD14O
1600	700	740	DBD16O

277	307
303	325
314	347



Desk with a cut-out (scallop) for integration with cabinet (R/H)

1200	700	740	DBD12J
1400	700	740	DBD14J
1600	700	740	DBD16J

303	336
303	336
314	347



Desk with a cut-out for grommet (G6F0440 must be ordered) for integration with cabinet (R/H)

1200	700	740	DBD12K
1400	700	740	DBD14K
1600	700	740	DBD16K

277	307
303	325
314	347



Desk for integration with cabinet (L/H or R/H)

1200	800	740	DBD12L
1400	800	740	DBD14L
1600	800	740	DBD16L

295	325
303	332
325	354



Desk with a cut-out (scallop) for integration with cabinet (L/H)

1200	800	740	DBD12Q
1400	800	740	DBD14Q
1600	800	740	DBD16Q

295	336
321	340
336	380

















Desk with a cut-out for grommet (G6F0440 must be ordered) for integration with cabinet (L/H)

1200	800	740	DBD12W
1400	800	740	DBD14W
1600	800	740	DBD16W

295	325
321	340
336	380

	Description	W	D	H	Code	Price, GBP (RRP)					
						Melamine:					
						PA01	PA07	PA06	PA08	PA09	PA04
						PA03	PA02		PA10	PA05	
						Painted metal: MA01 MA02 MA03 MA04					
	Desk with a cut-out (scallop) for integration with cabinet (R/H)	1200	800	740	DBD12M	295				336	
		1400	800	740	DBD14M	321				340	
		1600	800	740	DBD16M	336				380	
	Desk with a cut-out for grommet (G6F0440 must be ordered) for integration with cabinet (R/H)	1200	800	740	DBD12N	295				325	
		1400	800	740	DBD14N	321				340	
		1600	800	740	DBD16N	336				380	
	2-desk bench for integration with cabinet	1200	1440	740	DBD12P	487				547	
		1400	1440	740	DBD14P	501				561	
		1600	1440	740	DBD16P	539				605	
	2-desk bench with a cut-out (scallop) for integration with cabinet	1200	1440	740	DBD12S	539				605	
		1400	1440	740	DBD14S	539				605	
		1600	1440	740	DBD16S	561				627	
	2-desk bench with a cut-out for grommet (G6F0440 must be ordered) for integration with cabinet	1200	1440	740	DBD12R	487				547	
		1400	1440	740	DBD14R	539				583	
		1600	1440	740	DBD16R	561				627	
	2-desk bench for integration with cabinet	1200	1640	740	DBD12T	527				587	
		1400	1640	740	DBD14T	543				601	
		1600	1640	740	DBD16T	587				645	
	2-desk bench with a cut-out (scallop) for integration with cabinet	1200	1640	740	DBD12V	527				609	
		1400	1640	740	DBD14V	579				617	
		1600	1640	740	DBD16V	609				697	
	2-desk bench with a cut-out for grommet (G6F0440 must be ordered) for integration with cabinet	1200	1640	740	DBD12U	527				587	
		1400	1640	740	DBD14U	579				617	
		1600	1640	740	DBD16U	609				697	
	Desk for integration with cabinet	1200	700	740	DAD12H	270				295	
		1400	700	740	DAD14H	277				303	
		1600	700	740	DAD16H	292				325	

	Description	W	D	H	Code	Price, GBP (RRP)									
						Melamine:									
						PA01	PA07	PA06	PA08	PA09	PA04	PA03	PA02	PA10	PA05
						Painted metal:				MA01	MA02	MA03	MA04		
	Desk with a cut-out (scallop) for integration with cabinet	1200	700	740	DAD12J							292		325	
		1400	700	740	DAD14J							292		325	
		1600	700	740	DAD16J							303		336	
	Desk with a cut-out for grommet (G6F0440 must be ordered) for integration with cabinet	1200	700	740	DAD12K							270		295	
		1400	700	740	DAD14K							292		314	
		1600	700	740	DAD16K							303		336	
	Desk for integration with cabinet	1200	800	740	DAD12L							284		314	
		1400	800	740	DAD14L							292		321	
		1600	800	740	DAD16L							314		347	
	Desk with a cut-out (scallop) for integration with cabinet	1200	800	740	DAD12M							284		325	
		1400	800	740	DAD14M							307		332	
		1600	800	740	DAD16M							325		358	
	Desk with a cut-out for grommet (G6F0440 must be ordered) for integration with cabinet	1200	800	740	DAD12N							284		314	
		1400	800	740	DAD14N							307		332	
		1600	800	740	DAD16N							325		358	
	2-desk bench for integration with cabinet	1200	1440	740	DAD12P							473		523	
		1400	1440	740	DAD14P							487		539	
		1600	1440	740	DAD16P							517		583	
	2-desk bench with a cut-out (scallop) for integration with cabinet	1200	1440	740	DAD12S							517		583	
		1400	1440	740	DAD14S							517		583	
		1600	1440	740	DAD16S							539		605	
	2-desk bench with a cut-out for grommet (G6F0440 must be ordered) for integration with cabinet	1200	1440	740	DAD12R							473		523	
		1400	1440	740	DAD14R							517		561	
		1600	1440	740	DAD16R							539		605	
	2-desk bench for integration with cabinet	1200	1640	740	DAD12T							505		565	
		1400	1640	740	DAD14T							521		579	
		1600	1640	740	DAD16T							565		631	

	Description	W	D	H	Code	Price, GBP (RRP)					
						Melamine:					
						PA01 PA03	PA07 PA02	PA06	PA08 PA10	PA09 PA05	PA04 PA05
						Painted metal: MA01 MA02 MA03 MA04					
	2-desk bench with a cut-out (scallop) for integration with cabinet	1200	1640	740	DAD12V	505			587		
		1400	1640	740	DAD14V	551			601		
		1600	1640	740	DAD16V	587			653		
	2-desk bench with a cut-out for grommet (G6FO440 must be ordered) for integration with cabinet	1200	1640	740	DAD12U	505			565		
		1400	1640	740	DAD14U	551			601		
		1600	1640	740	DAD16U	587			653		
	Assembled open cabinet (with adjustable shelf). With cut-out on the right side (left side add unit)	900	400	565	G1A0433	196			255		
	Assembled open cabinet (with adjustable shelf). With cut-out on the left side (right side add unit).	900	400	565	G1A0440	196			255		
	Assembled open cabinet (with adjustable shelf). With cut-out on the right side and left side (middle unit).	900	400	565	G1A0426	196			255		




(A) Melamine:




PA01	PA08	PA01	PA08
PA07	PA09	PA07	PA09
PA06	PA04	PA06	PA04
PA03	PA10	PA03	PA10
PA02	PA05	PA02	PA05







(B) Melamine:














PA01	PA07	PA06	PA08	PA09	PA04
PA03	PA02		PA10	PA05	








Handle: EC AC MC T1C

	Assembled cabinet with sliding doors (with lock and 2 adjustable shelves). With cut-out on the right side (left side add unit)	900	400	565	G1A0434	366	377	425	436	
	Assembled cabinet with 1 hinged door on the left side (not lockable, 1 adjustable shelf) and 2 drawers (bottom drawer for files; with central lock). With cut-out on the right side (left side add unit)	900	420	565	G1A0436	514	525	584	591	
	Assembled cabinet with 1 hinged door on the right side (not lockable, 1 adjustable shelf) and 2 drawers (bottom drawer for files; with central lock). With cut-out on the right side (left side add unit)	900	420	565	G1A0437	514	525	584	591	






	Description	W	D	H	Code	Price, GBP (RRP)					
						(A) Melamine:					
						PA01	PA08	PA01	PA08		
						PA07	PA09	PA07	PA09		
						PA06	PA04	PA06	PA04		
						PA03	PA10	PA03	PA10		
						PA02	PA05	PA02	PA05		
						(B) Melamine:					
						PA01	PA07	PA06	PA08	PA09	PA04
						PA03	PA02		PA10	PA05	
						Handle: EC AC MC T1C					
	Assembled cabinet with 1 hinged door on the right side (not lockable, 1 adjustable shelf) and 3 drawers (with central lock). With cut-out on the right side (left side add unit)	900	420	565	G1A0438	543	554	606	617		
	Assembled cabinet with 1 hinged door on the left side (not lockable, 1 adjustable shelf) and 3 drawers (with central lock). With cut-out on the right side (left side add unit)	900	420	565	G1A0439	543	554	606	617		
	Assembled cabinet with sliding doors (with lock and 2 adjustable shelves). With cut-out on the left side (right side add unit).	900	400	565	G1A0441	366	377	425	436		
	Assembled cabinet with 1 hinged door on the left side (not lockable, 1 adjustable shelf) and 2 drawers (bottom drawer for files; with central lock). With cut-out on the left side (right side add unit).	900	420	565	G1A0443	514	525	584	591		
	Assembled cabinet with 1 hinged door on the right side (not lockable, 1 adjustable shelf) and 2 drawers (bottom drawer for files; with central lock). With cut-out on the left side (right side add unit).	900	420	565	G1A0444	514	525	584	591		
	Assembled cabinet with 1 hinged door on the right side (not lockable, 1 adjustable shelf) and 3 drawers (with central lock). With cut-out on the left side (right side add unit).	900	420	565	G1A0445	543	554	606	617		
	Assembled cabinet with 1 hinged door on the left side (not lockable, 1 adjustable shelf) and 3 drawers (with central lock). With cut-out on the left side (right side add unit).	900	420	565	G1A0446	543	554	606	617		

	Description	W	D	H	Code	Price, GBP (RRP)					
						(A) Melamine:					
						PA01 PA07 PA06 PA03 PA02	PA08 PA09 PA04 PA10 PA05	PA01 PA07 PA06 PA03 PA02	PA08 PA09 PA04 PA10 PA05		
						(B) Melamine:					
						PA01 PA03	PA07 PA02	PA06 PA02	PA08 PA10	PA09 PA05	PA04 PA05
						Handle: EC AC MC T1C					
	Assembled cabinet with sliding doors (with lock and 2 adjustable shelves). With cut-out on the right side and left side (middle unit).	900	400	565	G1A0427	366	377	425	436		
	Assembled cabinet with 1 hinged door on the left side (not lockable, 1 adjustable shelf) and 2 drawers (bottom drawer for files; with central lock). With cut-out on the right side and left side (middle unit).	900	420	565	G1A0429	514	525	584	591		
	Assembled cabinet with 1 hinged door on the right side (not lockable, 1 adjustable shelf) and 2 drawers (bottom drawer for files; with central lock). With cut-out on the right side and left side (middle unit).	900	420	565	G1A0430	514	525	584	591		
	Assembled cabinet with 1 hinged door on the right side (not lockable, 1 adjustable shelf) and 3 drawers (with central lock). With cut-out on the right side and left side (middle unit).	900	420	565	G1A0431	543	554	606	617		
	Assembled cabinet with 1 hinged door on the left side (not lockable, 1 adjustable shelf) and 3 drawers (with central lock). With cut-out on the right side and left side (middle unit).	900	420	565	G1A0432	543	554	606	617		
						Melamine:					
						PA01 PA03	PA07 PA02	PA06 PA02	PA08 PA10	PA09 PA05	PA04 PA05
	Cabinet top	1800	400	25	G1B0514	85		115			
						Painted metal: MA01 MA02 MA03 MA04					
	Metal frame with feet for 1800mm wide cabinets unit	1218	335	150	G1M0026	85					

		Description	W	D	H	Code	Price, GBP (RRP)						
							Melamine:						
							PA01 PA03	PA07 PA02	PA06	PA08 PA10	PA09 PA05	PA04	
		Open shelf unit (single-sided)	1800	400	380	G1B0515	196				277		
		Open shelf unit (two-sided, R/H)	1800	400	380	G1B0516	196				277		
		Open shelf unit (two-sided, L/H)	1800	400	380	G1B0525	196				277		
							(A) Melamine:						
							PA01 PA06 PA03 PA02	PA07 PA04 PA10 PA05	PA08 PA09 PA04 PA10	PA01 PA06 PA03 PA02	PA07 PA03 PA02	PA08 PA09 PA04 PA10	
							Melamine:						
							PA01 PA02	PA07 PA02	PA06 PA03 PA02	PA08 PA09 PA04 PA10	PA07 PA03 PA02	PA09 PA05	PA04 PA10
		Shelf unit with sliding doors (single-sided)	1800	400	380	G1B0517	325	347	410	429			
		Shelf unit with sliding doors (two-sided, R/H)	1800	400	380	G1B0518	325	347	410	429			
		Shelf unit with sliding doors (two-sided, L/H)	1800	400	380	G1B0526	325	347	410	429			
		Shelf unit with sliding doors and open bottom part (single-sided)	1800	400	742	G1B0519	469	484	610	628			
		Shelf unit with sliding doors (two-sided, R/H)	1800	400	742	G1B0520	617	654	761	802			
		Shelf unit with sliding doors (two-sided, L/H)	1800	400	742	G1B0521	617	654	761	802			
							Fabric:						
							Berta, Bondai	Austea, Lucia	Synergy, Velito Presto				
		Fabric back panel for 900 mm width cabinet	896	482	22	G1Z0031	78	85	118				
							Storage accessories						
		Master key (1 pcs.)				G6F0380		37					
		Removal key (1 pcs.)				G6F0381		26					
		Cylinder lock with 2 keys				G6F0382		22					

	Description	W	D	H	Code	Price, GBP (RRP)		
						Screen: PET felt		
						Painted metal part: MA01 MA02 MA03 MA04		
						Pattern type:		
						ZA00	ZNA05	ZA20
	Screen for 700 mm length desk	680	18	365 (330)*	DPA07A	192		218
	Screen for 800 mm length desk	780	18	365 (330)*	DPA08A	200		248
	Screen for 1200 mm length desk	1180	18	365 (330)*	DPA12A	266		322
	Screen for 1400 mm length desk	1380	18	365 (330)*	DPA14A	333		392
	Screen for 1600 mm length desk	1580	18	365 (330)*	DPA16A	344		414
	Screen for 700 mm length desk	680	18	565 (530)*	DPA07B	229		259
	Screen for 800 mm length desk	780	18	565 (530)*	DPA08B	248		300
	Screen for 1200 mm length desk	1180	18	565 (530)*	DPA12B	326		407
	Screen for 1400 mm length desk	1380	18	565 (530)*	DPA14B	433		507
	Screen for 1600 mm length desk	1580	18	565 (530)*	DPA16B	451		544
	Screen for 1440 mm length desk (double benches only)	1420	18	365 (330)*	DPA14E	344		399
	Screen for 1640 mm length desk (double benches only)	1620	18	365 (330)*	DPA16E	355		429
	Screen for 1200 mm length desk (double benches only)	1180	18	365 (330)*	DPA12F	273		329
	Screen for 1400 mm length desk (double benches only)	1380	18	365 (330)*	DPA14F	340		399
	Screen for 1600 mm length desk (double benches only)	1580	18	365 (330)*	DPA16F	351		421
	Screen for 1440 mm length desk (double benches only)	1420	18	565 (530)*	DPA14G	451		529
	Screen for 1640 mm length desk (double benches only)	1620	18	565 (530)*	DPA16G	459		569

* Screen height above the desktop

	Description	W	D	H	Code	Price, GBP (RRP)		
						Screen: PET felt		
						Painted metal part:		
						MA01	MA02	MA03 MA04
						Pattern type:		
						ZA00	ZNA05	ZA20
	Screen for 1200 mm length desk (double benches only)	1180	18	565 (530)*	DPA12H	333		414
	Screen for 1400 mm length desk (double benches only)	1380	18	565 (530)*	DPA14H	440		514
	Screen for 1600 mm length desk (double benches only)	1580	18	565 (530)*	DPA16H	458		551
						Fabric:		
						Berta, Bondai	Austea, Lucia	Synergy, Velito, Presto, Step/Step Melange
						Painted metal: MA01 MA02 MA03 MA04		
	Screen for 700 mm length desk	700	22	415 (350)*	DNK070	74	144	163
	Screen for 800 mm length desk	800	22	415 (350)*	DNK080	74	144	163
	Screen for 1200 mm length desk	1200	22	415 (350)*	DNK120	111	226	252
	Screen for 1400 mm length desk	1400	22	415 (350)*	DNK140	118	248	285
	Screen for 1600 mm length desk	1600	22	415 (350)*	DNK160	140	288	325
	Screen for 700 mm length desk	700	22	515 (450)*	DNK071	78	144	163
	Screen for 800 mm length desk	800	22	515 (450)*	DNK081	82	155	178
	Screen for 1200 mm length desk	1200	22	515 (450)*	DNK121	115	229	259
	Screen for 1400 mm length desk	1400	22	515 (450)*	DNK141	122	252	289
	Screen for 1600 mm length desk	1600	22	515 (450)*	DNK161	140	292	332
	Screen for 2 - desk bench (edge l=1200 mm)	1200	22	375 (350)*	DNK122	111	218	248

* Screen height above the desktop

	Description	W	D	H	Code	Price, GBP (RRP)		
--	-------------	---	---	---	------	------------------	--	--

Fabric:

Berta, Bondai Austea, Lucia Synergy, Velito, Presto, Step/Step Melange

Painted metal: MA01 MA02 MA03 MA04



Screen for 2 - desk bench (edge L=1400 mm) 1400 22 375 (350)* DNK142 **121** **251** **288**

Screen for 2 - desk bench (edge L=1600 mm) 1600 22 375 (350)* DNK162 **125** **280** **317**



Screen for 2 - desk bench (edge L=1200 mm) 1200 22 475 (450)* DNK123 **115** **226** **252**

Screen for 2 - desk bench (edge L=1400 mm) 1400 22 475 (450)* DNK143 **121** **255** **292**

Screen for 2 - desk bench (edge L=1600 mm) 1600 22 475 (450)* DNK163 **136** **288** **328**

Melamine:

PA01 PA07 PA03 PA08 PA09 PA04 PA05 PA02

Painted metal: MA01 MA02 MA03 MA04



Modesty panel for desk (edge w=1200 mm) 1040 16 350 DNH120 **48** **51**

Modesty panel for desk (edge w=1400 mm) 1240 16 350 DNH140 **51** **55**

Modesty panel for desk (edge w=1600 mm) 1440 16 350 DNH160 **55** **59**

NOVA Wood

Technical information



Quality standard

LST EN 527-1:2011
LST EN 527-2:2017
LST EN 1730:2012

10 year Warranty

See Warranty statement

Other documents available for this product

NARBUTAS product care guide
Technical information for NOVA Wood meeting & coffee tables



Technical information

Desktop

- 25 mm MFC (melamine) with 2 mm ABS edges;
- 26 mm MDF covered in HPL with sloping painted edges;
- Sloping painted edges: white or black colour;
- The corners of sloping desktop are rounded: R100 mm;
- 10 mm gap between the legs and the desktop;
- 40 mm gap between the desktops in back to back benches (depth of benches – 1440/1640).

Metal beam

- Metal tube – 40x20 mm;
- With welded metal plates for leg fixing;
- Powder coated metal.

Legs

- Lacquered and stained natural ash solid wood;
- Glued wood construction;
- With metal inserts for fixing;
- Plastic feet with height levelling (+10 mm) (6).

Central leg (solid wood leg fixed into metal tube)

- Lacquered and stained natural ash solid wood;
- Glued wood construction;
- With metal inserts for fixing;
- Plastic feet with height levelling (+10 mm);
- Metal tube: 120x40 mm, powder coated metal.

Edge type

- ABS edge (melamine) (1)
- Sloping edge (HPL) (2)

Desktop type

- Plain desktop (3)
- Desktop with a scallop for wire management (4)
- Desktop with a cut-out for grommet and wire management (5)

1



2



3



4



5



6



Optional

Screen and accessories

- Suitable screens for desks with melamine desktop: NOVA fabric, NOVA fabric with metal frame, NOVA Plexiglas, TOP 530 (ATP120, ATP140, ATP160, ATV120, ATV140, ATV160, ATS070, ATS080, ATL100), DESK 760 (ADK100, ADK101, ADP140, ADK102, ADK103, ADP141, ADP161, ADP120, ADP180, ADP121, ADP181).
- Suitable screens for desks with sloping edges: available only central screens for bench desks. NOVA fabric, NOVA fabric with metal frame, NOVA Plexiglas, TOP 530 (ATV140, ATV160, ATV180).
- Suitable accessories: all cable trays, ducts listed in the price list.
- For desks with sloping edges the length of the cable tray must be 200 mm shorter than the length of the desktop.
- G9A0172 and G9A0179, G9A0189 are not suitable for 1400 and 2800 mm length desks with HPL desktop.

Power socket blocks (1)

Cable trays (2)

Cable clips (3)


Cable ducts (4)

Vertical metal cable tray (suitable only for central wood leg) (5)

1




2



3



4

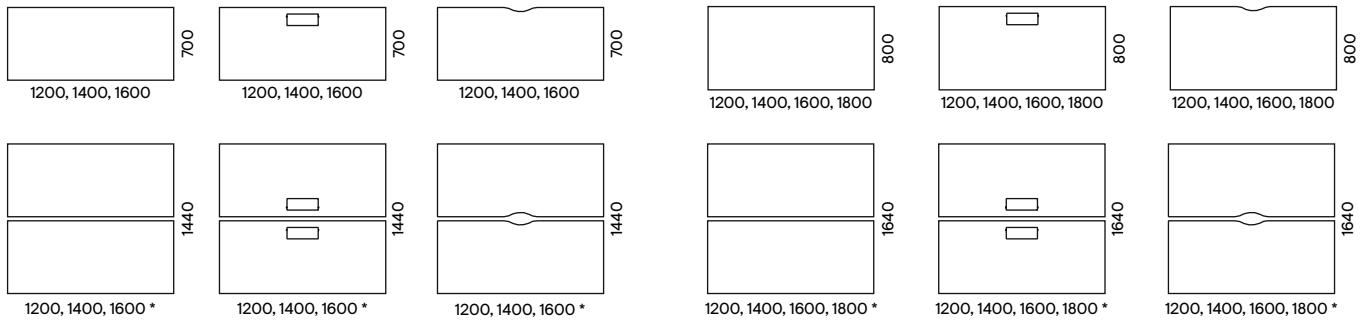


5



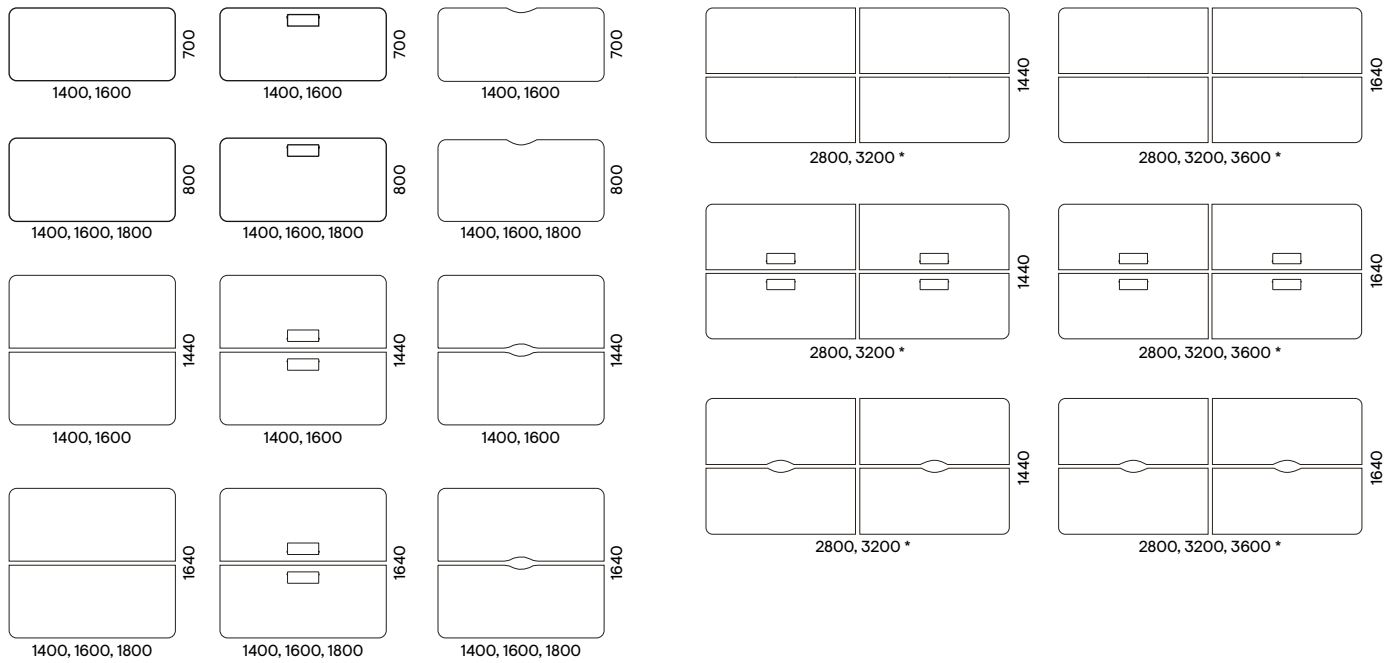
Range

Desks with melamine desktop



*To increase the number of workplaces, use supplementary units.

Desks with HPL desktop



*To increase the number of workplaces, use supplementary units.

Additional information



- Two types of tabletops are available for the NOVA WOOD tables: HPL with sloping painted edges and Melamine with ABS 2mm straight edges.
- MDF tabletops covered in HPL with sloping raw (painted) edges are especially sensitive to contact with hard surfaces like metal or wood, thus require extra caution when used with hard seating furniture.
- If there is a need to increase the number of workplaces, a maximum of 4 supplementary units can be used in one combination. When connecting desk bench with more than 4 supplementary units, dimensional tolerances and variations may result in slight misalignment, causing desktops to extend beyond the metal frame. The longer the combination, the greater the chance of misalignment.

ORDERING EXAMPLE

Code structure










DNA160-	W.	PA01 PA07.	MA03.	NB01
Product	Leg type	Melamine with ABS edge	Metal frame	Solid wood (legs)









DNA16H-	W.	HA09 LA02.	MA01.	NB01
Product	Leg type	HPL with painted edge	Metal (frame)	Solid wood (legs)








	Description	W	D	H	Code	Price, GBP (RRP)	
						Melamine:	
						PA06 PA07 PA01 PA01PA07 PA03 PA02	PA09 PA10 PA08 PA04 PA05
						Metal: MA01 MA02 MA03 MA04 MA05 MA06 MA07	
						Solid wood: NB01 NB02	
	Desk	1200	700	740	DNA122-W	721	747
		1400	700	740	DNA142-W	728	750
		1600	700	740	DNA162-W	747	773
	Desk with a cut-out for grommet (G6F0147 must be ordered)	1200	700	740	DNA123-W	721	747
		1400	700	740	DNA143-W	728	750
		1600	700	740	DNA163-W	747	773
	Desk with a cut-out (scallop) for wire management	1200	700	740	DNA126-W	721	747
		1400	700	740	DNA146-W	728	750
		1600	700	740	DNA166-W	747	773
	Desk	1200	800	740	DNA120-W	776	799
		1400	800	740	DNA140-W	780	810
		1600	800	740	DNA160-W	798	835
		1800	800	740	DNA180-W	828	864
	Desk with a cut-out for grommet (G6F0147 must be ordered)	1200	800	740	DNA121-W	776	799
		1400	800	740	DNA141-W	780	810
		1600	800	740	DNA161-W	798	835
		1800	800	740	DNA181-W	828	864
	Desk with a cut-out (scallop) for wire management	1200	800	740	DNA125-W	776	799
		1400	800	740	DNA145-W	780	810
		1600	800	740	DNA165-W	798	835
		1800	800	740	DNA185-W	828	864

	Description	W	D	H	Code	Price, GBP (RRP)						
						Melamine:						
						PA06 PA01	PA07 PA02	PA01 PA03	PA09 PA04	PA10 PA05	PA08 PA05	
						Metal: MA01 MA02 MA03 MA04 MA05 MA06 MA07						
						Solid wood: NB01 NB02						
	2-desk bench	1200	1440	740	DNS123-W	1132					1184	
		1400	1440	740	DNS143-W	1146					1190	
		1600	1440	740	DNS163-W	1184					1236	
	2-desk bench with cut-outs for grommet (G6F0147 must be ordered)	1200	1440	740	DNS125-W	1132					1184	
		1400	1440	740	DNS145-W	1146					1190	
		1600	1440	740	DNS165-W	1184					1236	
	2-desk bench with cut-outs (scallop) for wire management	1200	1440	740	DNS127-W	1132					1184	
		1400	1440	740	DNS147-W	1146					1190	
		1600	1440	740	DNS167-W	1184					1236	
	Supplementary unit for 2-desk bench	1200	1440	740	DND123-W	692					744	
		1400	1440	740	DND143-W	706					750	
		1600	1440	740	DND163-W	744					796	
	Supplementary unit for 2-desk bench with cut-outs for grommet (G6F0147 must be ordered)	1200	1440	740	DND125-W	692					744	
		1400	1440	740	DND145-W	706					750	
		1600	1440	740	DND165-W	744					796	
	Supplementary unit for 2-desk bench with cut-outs (scallop) for wire management	1200	1440	740	DND129-W	692					744	
		1400	1440	740	DND149-W	706					750	
		1600	1440	740	DND169-W	744					796	

	Description	W	D	H	Code	Price, GBP (RRP)	
						Melamine:	
						PA06 PA07 PA01 PA01PA07 PA03 PA02	PA09 PA10 PA08 PA04 PA05
						Metal: MA01 MA02 MA03 MA04 MA05 MA06 MA07	
						Solid wood: NB01 NB02	
	2-desk bench	1200	1640	740	DNS122-W	1219	1265
		1400	1640	740	DNS142-W	1227	1287
		1600	1640	740	DNS162-W	1263	1337
		1800	1640	740	DNS182-W	1323	1395
	2-desk bench with cut-outs for grommet (G6F0147 must be ordered)	1200	1640	740	DNS124-W	1219	1265
		1400	1640	740	DNS144-W	1227	1287
		1600	1640	740	DNS164-W	1263	1337
		1800	1640	740	DNS184-W	1323	1395
	2-desk bench with cut-outs (scallop) for wire management	1200	1640	740	DNS126-W	1219	1265
		1400	1640	740	DNS146-W	1227	1287
		1600	1640	740	DNS166-W	1263	1337
		1800	1640	740	DNS186-W	1323	1395
	Supplementary unit for 2-desk bench	1200	1640	740	DND122-W	735	781
		1400	1640	740	DND142-W	743	803
		1600	1640	740	DND162-W	779	853
		1800	1640	740	DND182-W	839	911
	Supplementary unit for 2-desk bench with cut-outs for grommet (G6F0147 must be ordered)	1200	1640	740	DND124-W	735	781
		1400	1640	740	DND144-W	743	803
		1600	1640	740	DND164-W	779	853
		1800	1640	740	DND184-W	839	911
	Supplementary unit for 2-desk bench with cut-outs (scallop) for wire management	1200	1640	740	DND127-W	735	781
		1400	1640	740	DND147-W	743	803
		1600	1640	740	DND167-W	779	853
		1800	1640	740	DND187-W	839	911

	Description	W	D	H	Code	Price, GBP (RRP)	
						HPL: HA19B01 HA19B02	HPL Fenix: HA09B01 HA19B03
						Metal: MA01 MA03 MA02 MA04 MA05 MA06 MA07	
						Solid wood: NB01 NB02	
	Desk	1400	700	740	DNA14E-W	898	1297
		1600	700	740	DNA16E-W	932	1394
	Desk with a cut-out for grommet (G6F0147 must be ordered)	1400	700	740	DNA14F-W	906	1320
		1600	700	740	DNA16F-W	943	1419
	Desk with a cut-out (scallop) for wire management	1400	700	740	DNA14G-W	906	1320
		1600	700	740	DNA16G-W	943	1419
	Desk	1400	800	740	DNA14H-W	969	1431
		1600	800	740	DNA16H-W	998	1530
		1800	800	740	DNA18A-W	1057	1660
	Desk with a cut-out for grommet (G6F0147 must be ordered)	1400	800	740	DNA14I-W	972	1453
		1600	800	740	DNA16I-W	1017	1567
		1800	800	740	DNA18B-W	1076	1689
	Desk with a cut-out (scallop) for wire management	1400	800	740	DNA14J-W	972	1453
		1600	800	740	DNA16J-W	1017	1567
		1800	800	740	DNA18C-W	1076	1689
	2-desk bench	1400	1440	740	DNS14F-W	1464	2278
		1600	1440	740	DNS16F-W	1530	2454
	2-desk bench with cut-outs for grommet (G6F0147 must be ordered)	1400	1440	740	DNS14G-W	1486	2322
		1600	1440	740	DNS16G-W	1554	2500
	2-desk bench with cut-outs (scallop) for wire management	1400	1440	740	DNS14H-W	1486	2322
		1600	1440	740	DNS16H-W	1554	2500

		Description	W	D	H	Code	Price, GBP (RRP)	
							HPL: HA19B01 HA19B02	HPL Fenix: HA09B01 HA19B03
							Metal: MA01 MA03 MA02 MA04 MA05 MA06 MA07	
							Solid wood: NB01 NB02	
	2-desk bench	1400	1640	740	DNS14C-W	1581	2505	
		1600	1640	740	DNS16C-W	1649	2713	
		1800	1640	740	DNS18C-W	1767	2949	
	2-desk bench with cut-outs for grommet (G6F0147 must be ordered)	1400	1640	740	DNS14D-W	1605	2551	
		1600	1640	740	DNS16D-W	1663	2765	
		1800	1640	740	DNS18D-W	1781	3015	
	2-desk bench with cut-outs (scallop) for wire management	1400	1640	740	DNS14E-W	1605	2551	
		1600	1640	740	DNS16E-W	1663	2765	
		1800	1640	740	DNS18E-W	1781	3015	
	4-desk bench	2800	1440	740	DNS280-W	2460	3656	
		3200	1440	740	DNS320-W	2620	4056	
	4-desk bench with cut-outs for grommet (G6F0147 must be ordered)	2800	1440	740	DNS281-W	2472	3728	
		3200	1440	740	DNS321-W	2620	4056	
	4-desk bench with cut-outs (scallop) for wire management	2800	1440	740	DNS282-W	2472	3728	
		3200	1440	740	DNS322-W	2620	4056	
	4-desk bench	2800	1640	740	DNS283-W	2606	3978	
		3200	1640	740	DNS323-W	2826	4482	
		3600	1640	740	DNS360-W	3034	4882	
	4-desk bench with cut-outs for grommet (G6F0147 must be ordered)	2800	1640	740	DNS284-W	2662	4098	
		3200	1640	740	DNS324-W	2826	4482	
		3600	1640	740	DNS361-W	3034	4882	

	Description	W	D	H	Code	Price, GBP (RRP)	
						HPL: HA19B01 HA19B02	HPL Fenix: HA09B01 HA19B03
						Metal: MA01 MA03 MA02 MA04 MA05 MA06 MA07	
						Solid wood: NB01 NB02	
	4-desk bench with cut-outs (scallop) for wire management	2800	1640	740	DNS285-W	2662	4098
		3200	1640	740	DNS325-W	2826	4482
		3600	1640	740	DNS362-W	3034	4882
	Supplementary unit for 4-desk bench	1400	1440	740	DND140-W	1002	1608
		1600	1440	740	DND160-W	1084	1770
	Supplementary unit for 4-desk bench with cut-outs for grommet (G6F0147 must be ordered)	1400	1440	740	DND141-W	1024	1646
		1600	1440	740	DND161-W	1112	1830
	Supplementary unit for 4-desk bench with cut-outs (scallop) for wire management	1400	1440	740	DND146-W	1024	1646
		1600	1440	740	DND166-W	1112	1830
	Supplementary unit for 4-desk bench	1400	1640	740	DND148-W	1061	1755
		1600	1640	740	DND168-W	1165	1933
		1800	1640	740	DND180-W	1303	2221
	Supplementary unit for 4-desk bench with cut-outs for grommet (G6F0147 must be ordered)	1400	1640	740	DND14A-W	1075	1801
		1600	1640	740	DND16A-W	1187	2007
		1800	1640	740	DND181-W	1303	2221
	Supplementary unit for 4-desk bench with cut-outs (scallop) for wire management	1400	1640	740	DND14B-W	1075	1801
		1600	1640	740	DND16B-W	1187	2007
		1800	1640	740	DND183-W	1303	2221

NOVA

Quality standard

EN 15372:2024



Technical information

Types

- Single desks (1)
- Desk benches (2)
- Supplementary units (3)

1



2



3



MFC (melamine) desktop

- 25 mm thick with 2 mm ABS edging;
- With or without cut-out(s) for a rectangular grommet or for a round cable port;
- 10 mm gap between the legs and desktop;
- 40 mm gap between the desktops in back-to-back desk benches (depth of benches – 1440/1640 mm);
- “Metal to metal” construction.

Metal frame

- Welded metal tube – 40x20 mm;
- With welded metal plates for leg fixing;
- Powder-coated metal, color matches the legs.

Legs

- Welded metal tube – 40x40 mm;
- Powder-coated metal;
- Plastic feet with height levelling (+10 mm).
- Four leg types available: U, A, O, H.

Central leg (only for supplementary units and benches)

- Welded metal structure of rectangular 40x80 mm and 40x40 mm metal tubes;
- Powder-coated metal;
- Plastic feet with height levelling (+10 mm).
- Only one leg type: U.

Leg type

U



A



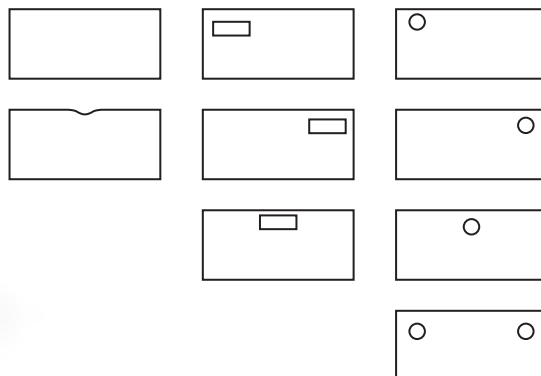
O



H



Desktop type



Accessories*

Rectangular metal desk grommet (1)

- Grommet dimensions – 317x119 mm, H=29 mm;
- Powder-coated metal;
- Cut-out size – 300x110 mm.

*Information about available accessories for this range can be found in our product pricelists.

Cable port (2)

- Cable port dimensions – D=88, H=24;
- Colored plastic;
- Cut-out size – D=80.

1



2



3



4



5



6

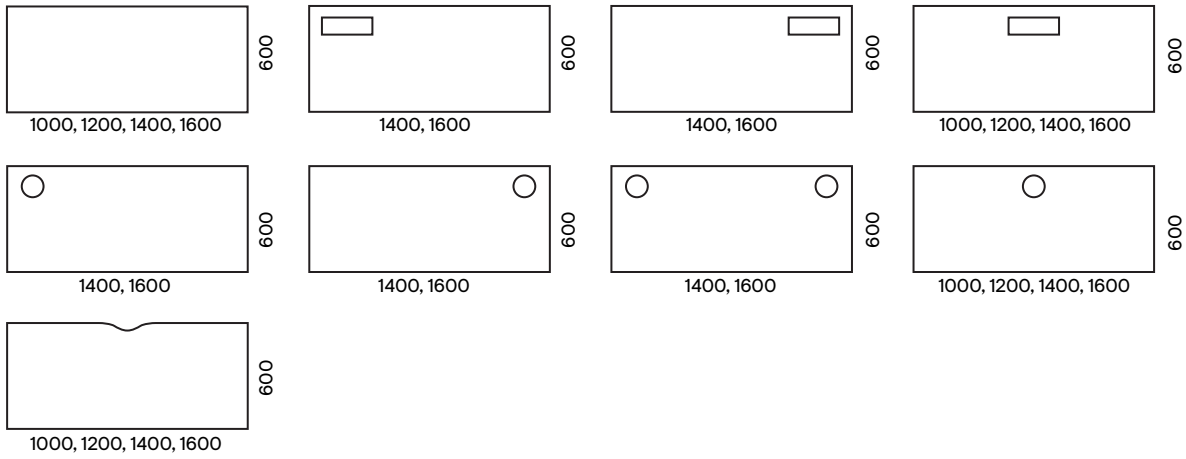


Range

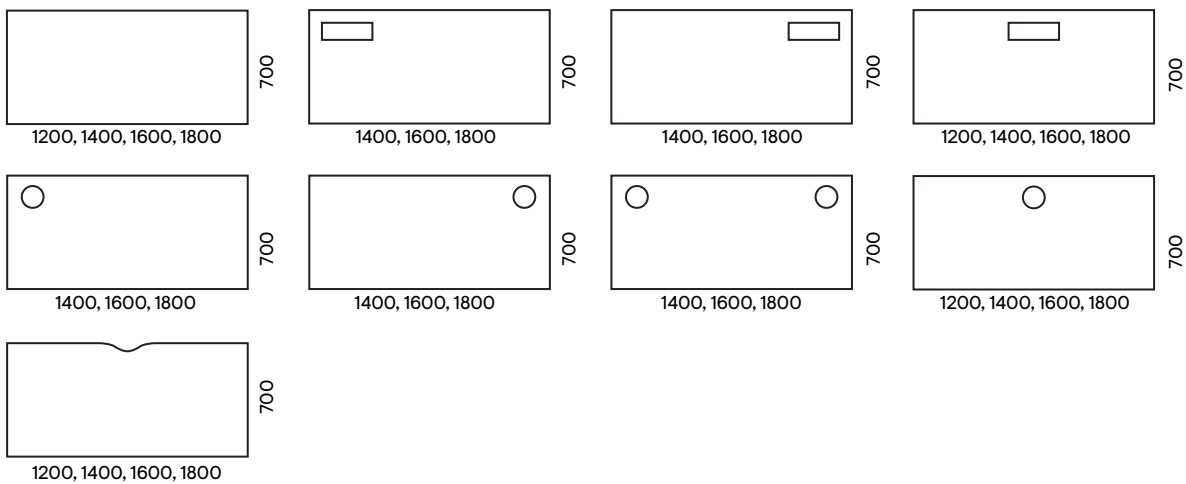
Single desks

NOVA U, NOVA A, NOVA O

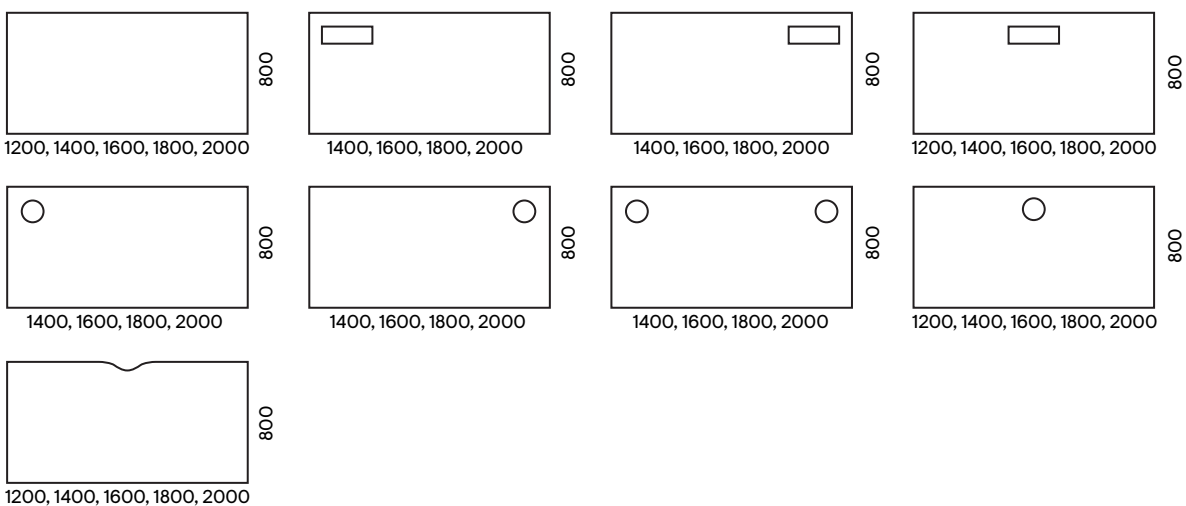
Single desks 600 mm depth



Single desks 700 mm depth

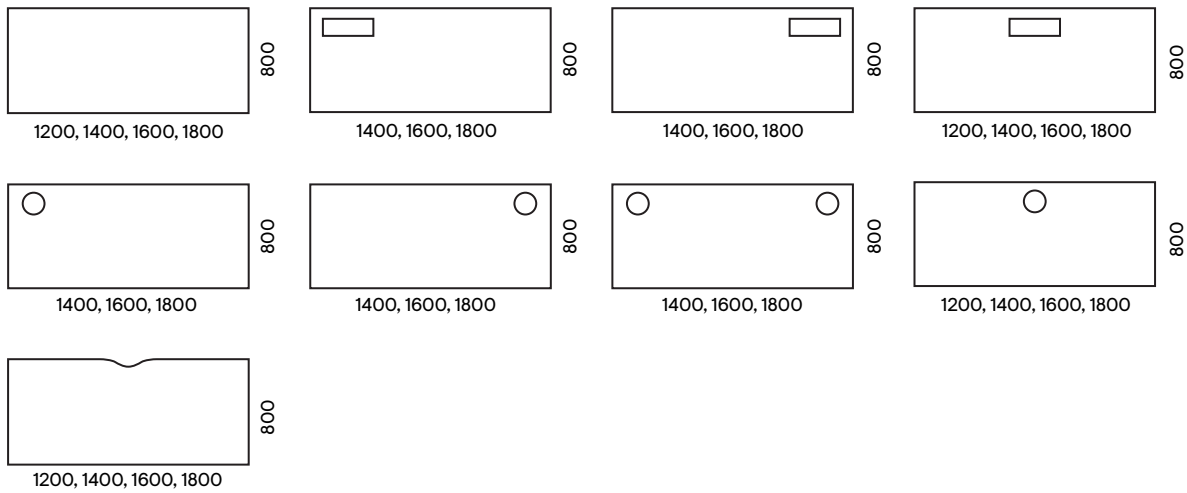


Single desks 800 mm depth



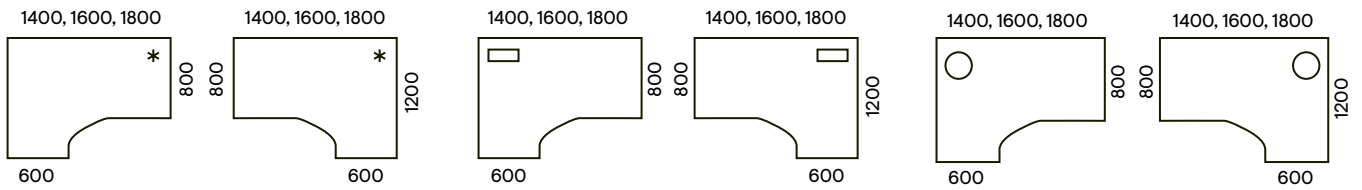
NOVA H (manual height adjustable desk)

Single desks 800 mm depth

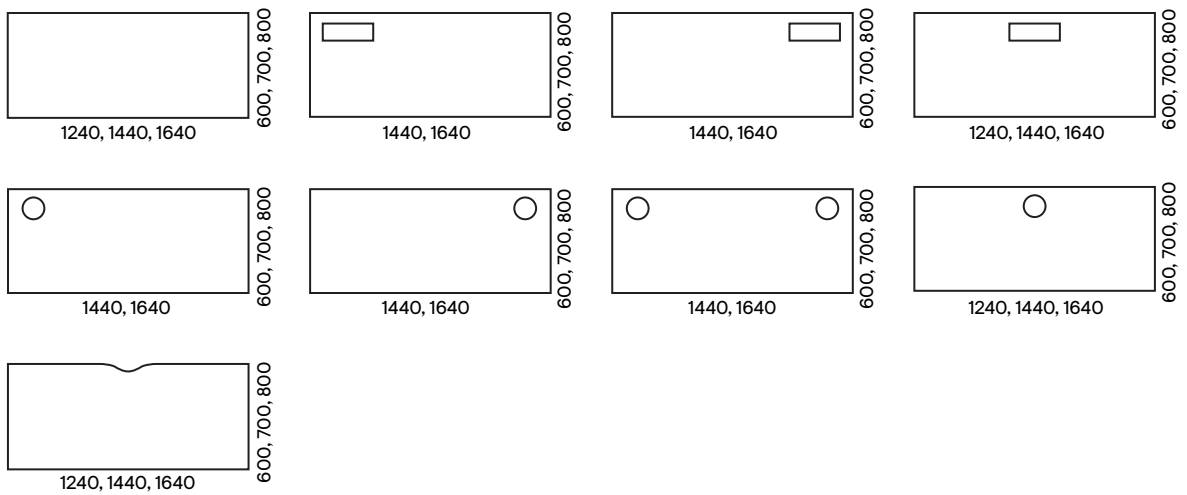


NOVA U, NOVA A, NOVA O

Crescent desks



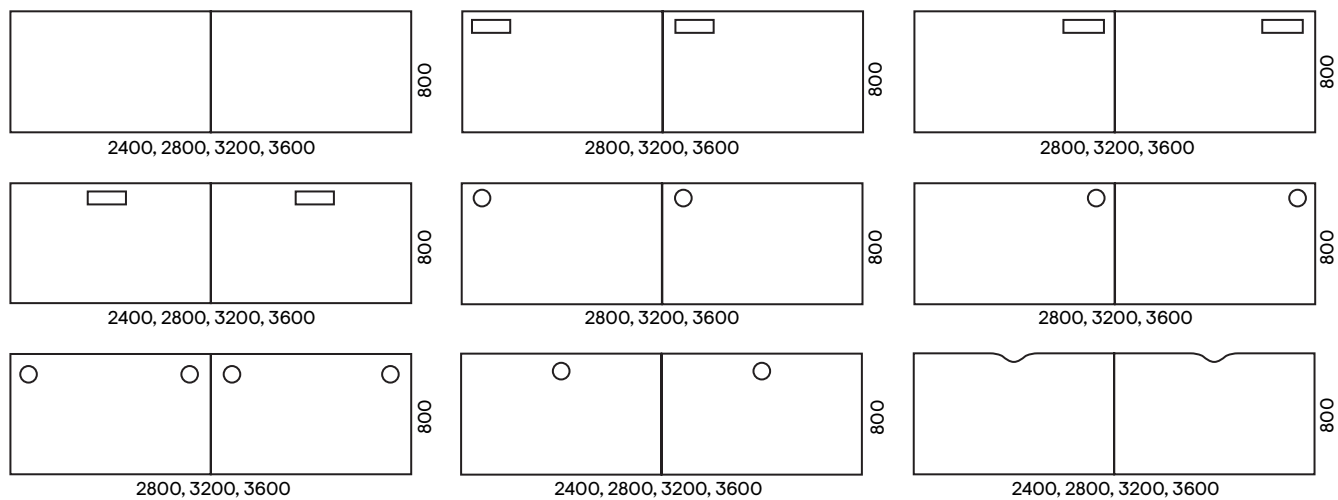
End desks for desk benches 600/ 700/ 800 mm depth



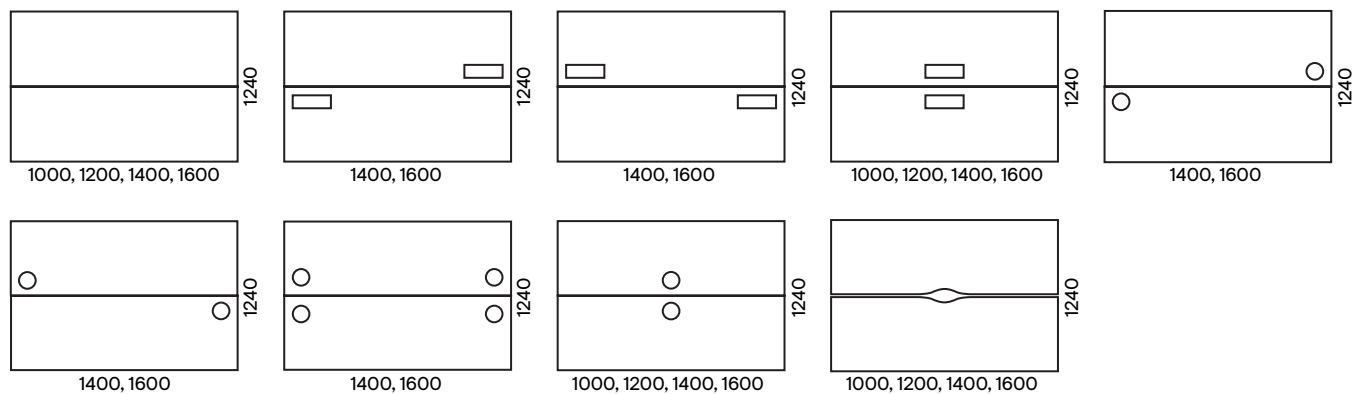
Desk benches

NOVA U, NOVA A, NOVA O

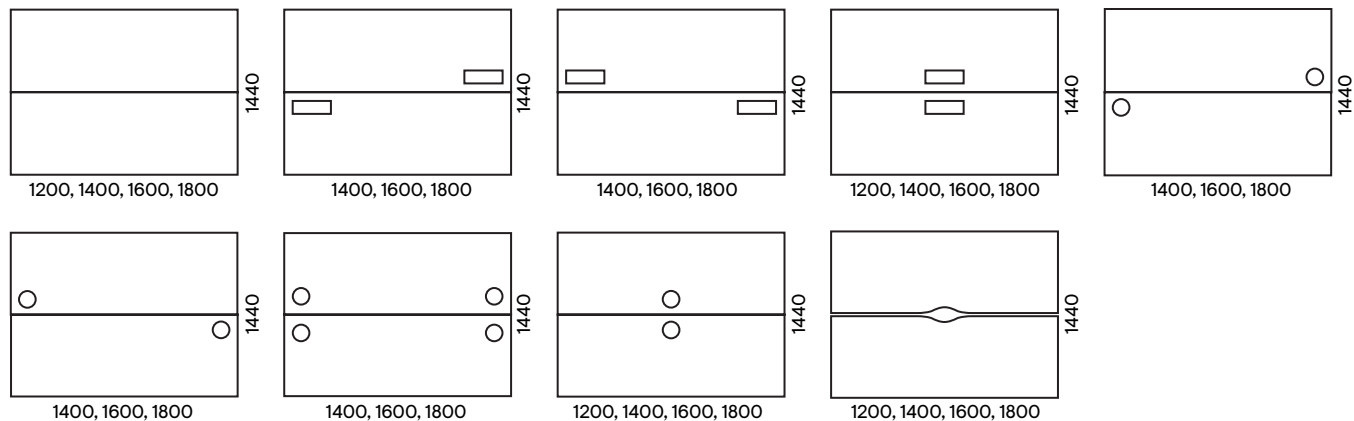
Single row benches



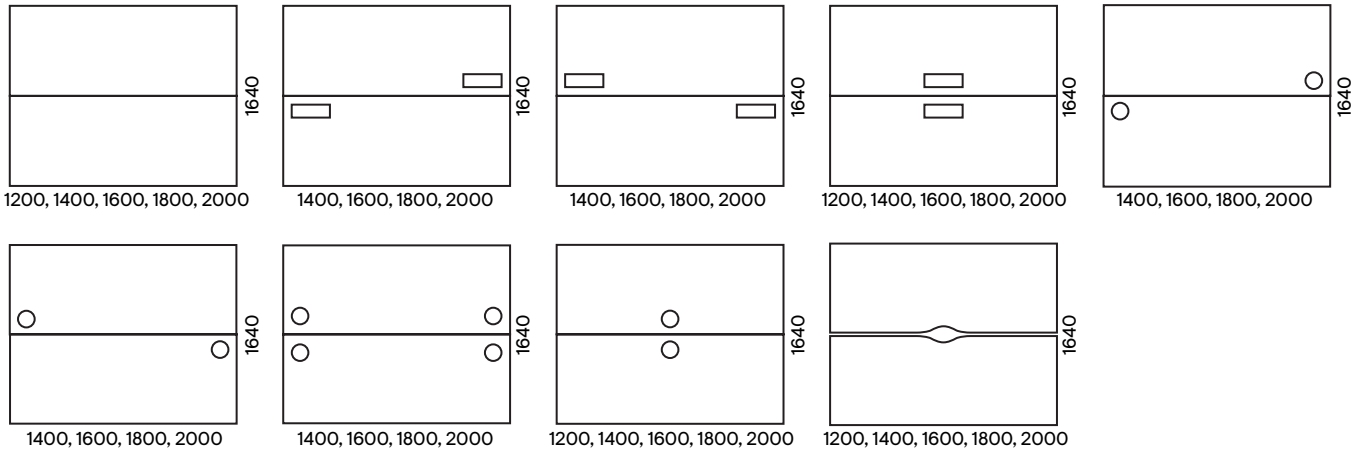
2-desk benches 1240 mm depth



2-desk benches 1440 mm depth

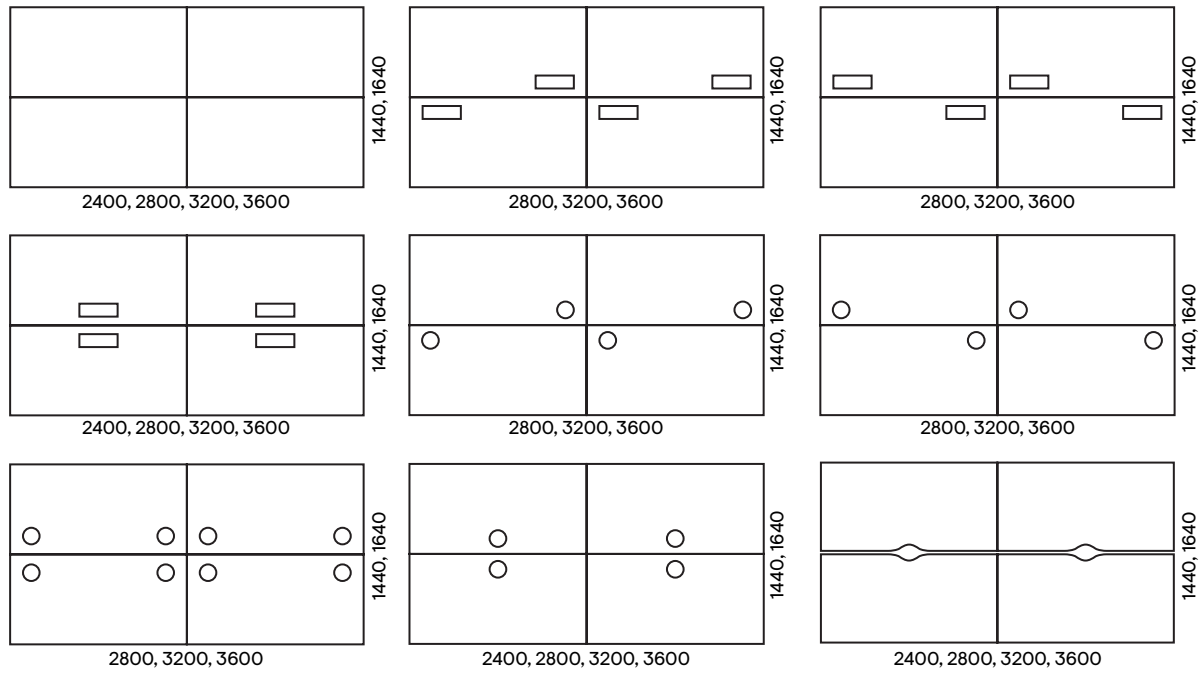


2-desk benches 1640 mm depth



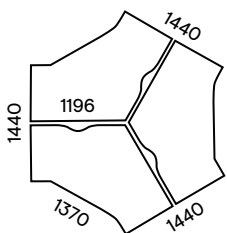
NOVA U, NOVA A, NOVA O

4-desk benches 1440/ 1640 mm depth



NOVA U

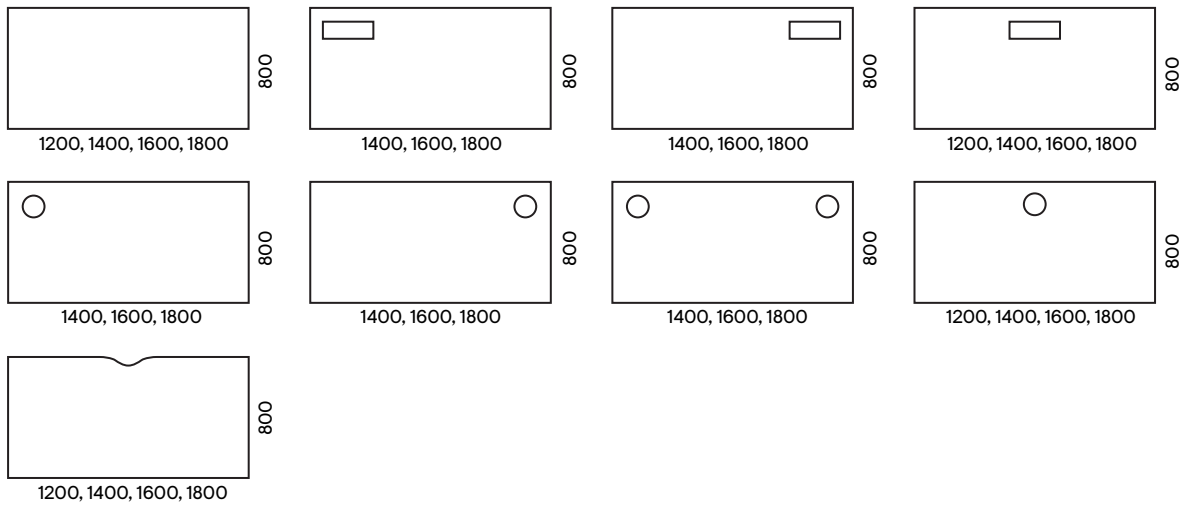
3-desk benches



Supplementary units

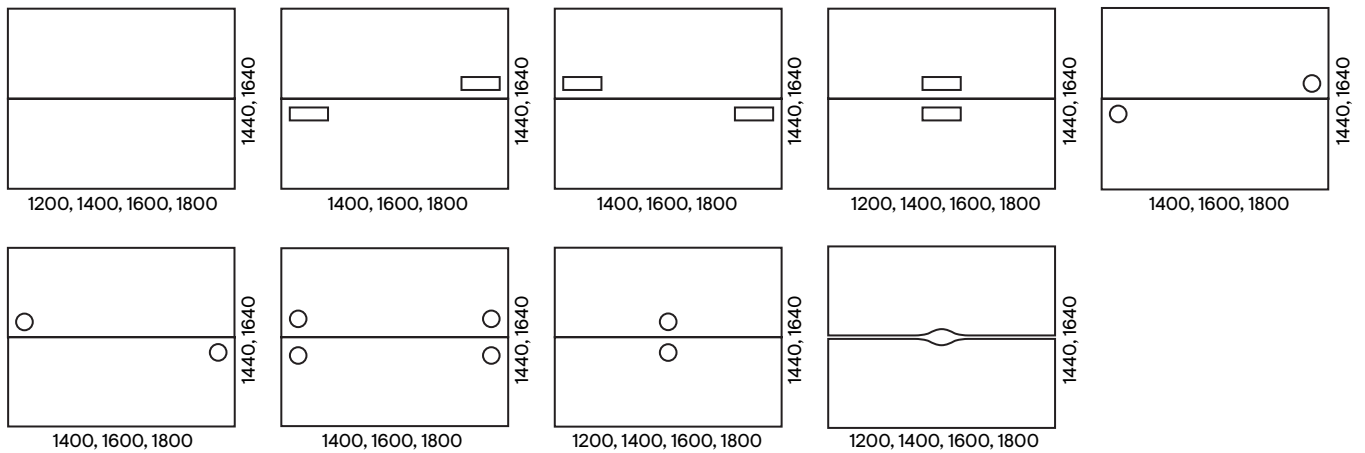
NOVA U, NOVA A, NOVA O

Supplementary units for single row 2-desk benches 800 mm depth



NOVA U

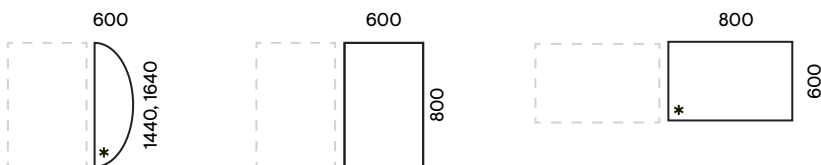
Supplementary units for 4-desk benches 1440/ 1640 mm depth



! Please note that NOVA U supplementary units for 4-desk benches are suitable for NOVA U, A, O.

NOVA U, NOVA A, NOVA O

Return tables




* Only available with one type of leg.

Additional information

- Easy to assemble and disassemble – “metal to metal” construction.
- If there is a need to increase the number of workplaces, a maximum of 4 supplementary units can be used in one combination. When connecting desk bench with more than 4 supplementary units, dimensional tolerances and variations may result in slight misalignment, causing desktops to extend beyond the metal frame. The longer the combination, the greater the chance of misalignment.
- Supplementary units for 4-desk benches suitable for NOVA U, NOVA A, NOVA O are only available with a U-shaped leg.
- The cut-out positions on the L/H side, R/H side or L/H and R/H side (double cut-out) on NOVA desks, desk benches, end desks for desk benches and supplementary units are only possible in desktops with lengths of 1400 mm and larger. Side cut-outs are not possible in desktops with lengths of 1000, 1200 and 1240 mm.

- Please note that the acoustic screens and modesty panels mounted on NOVA end desks for desk benches will be 40 mm shorter than those on single desks due to the longer desk width.



- Modesty panel cannot be mounted on a desk with a cut-out for the G6F0147 grommet in the L/H or R/H positions.
- When ordering a desk with a cut-out, the grommet or cable port must be ordered separately.
- NOVA desks can have different color combinations of melamine and ABS edges.



PA01PA05
White melamine / Black edging



PA04PA05
Cubanit grey melamine / Black edging



PA10PA05
Dark walnut melamine / Black edging



PA05PA15
Black melamine / Oak plywood edging



PA01PA07
White melamine / Amber oak edging



PA07PA01
Amber oak melamine / White edging



PA01PA15
White melamine / Oak plywood edging



PA02PA15
Pearl grey melamine / Oak plywood edging



PA04PA15
Cubanit grey melamine / Oak plywood edging

ORDERING EXAMPLE










Code structure











DNA151-	U.	PA06.	MA03
Product	Leg type	Melamine / veneer	Metal
















DNA160-	A.	PA06.	MA01
Product	Leg type	Melamine / veneer	Metal






	Description	W	D	H	Code	Price, GBP (RRP)	
						Melamine:	
						PA01 PA07 PA06 PA02 PA03 PA01PA07 PA01PA15 PA01PA05 PA07PA01 PA02PA15	PA08 PA09 PA04 PA10 PA05 PA04PA05 PA04PA15 PA10PA05 PA05PA15
						Painted metal: MA01 MA02 MA03 MA04 MA05 MA06 MA07	
						Desktop type: 2 (25 mm)	
	Desk	1000	600	740	DNA104-U	273	295
		1200	600	740	DNA124-U	292	322
		1400	600	740	DNA144-U	314	336
		1600	600	740	DNA164-U	333	374
	Desk with a cut-out for a rectangular grommet on the L/H side. G6F0147 must be ordered separately.	1400	600	740	DNA14E-U	314	336
		1600	600	740	DNA16E-U	333	374
	Desk with a cut-out for a rectangular grommet on the R/H side. G6F0147 must be ordered separately.	1400	600	740	DNA14F-U	314	336
		1600	600	740	DNA16F-U	333	374
	Desk with a cut-out for a rectangular grommet in the middle. G6F0147 must be ordered separately.	1000	600	740	DNA10G-U	273	295
		1200	600	740	DNA12G-U	292	322
		1400	600	740	DNA14G-U	314	336
		1600	600	740	DNA16G-U	333	374
	Desk with a cut-out for a round cable port on the L/H side. G6F0376 must be ordered separately.	1400	600	740	DNA14H-U	314	336
		1600	600	740	DNA16H-U	333	374
	Desk with a cut-out for a round cable port on the R/H side. G6F0376 must be ordered separately.	1400	600	740	DNA14J-U	314	336
		1600	600	740	DNA16J-U	333	374
	Desk with cut-outs for round cable ports on L/H and R/H sides. G6F0376 must be ordered separately.	1400	600	740	DNA14X-U	314	336
		1600	600	740	DNA16X-U	333	374
	Desk with a cut-out for a round cable port in the middle. G6F0376 must be ordered separately.	1000	600	740	DNA10K-U	273	295
		1200	600	740	DNA12K-U	292	322
		1400	600	740	DNA14K-U	314	336
		1600	600	740	DNA16K-U	333	374
	Desk with a scallop cut-out for wire management.	1000	600	740	DNA10L-U	273	295
		1200	600	740	DNA12L-U	292	322
		1400	600	740	DNA14L-U	314	336
		1600	600	740	DNA16L-U	333	374









	Description	W	D	H	Code	Price, GBP (RRP)	
						Melamine:	
						PA01 PA07 PA06 PA02 PA03 PA01PA07 PA01PA15 PA01PA05 PA07PA01 PA02PA15	PA08 PA09 PA04 PA10 PA05 PA04PA05 PA04PA15 PA10PA0 PA05PA15
						Painted metal: MA01 MA02 MA03 MA04 MA05 MA06 MA07	
						Desktop type: 2 (25 mm)	
	Desk	1200	700	740	DNA122-U	333	359
		1400	700	740	DNA142-U	340	362
		1600	700	740	DNA162-U	356	382
		1800	700	740	DNA182-U	429	462
	Desk with a cut-out for a rectangular grommet on the L/H side. G6F0147 must be ordered separately.	1400	700	740	DNA14M-U	340	362
		1600	700	740	DNA16M-U	356	382
		1800	700	740	DNA18M-U	429	462
	Desk with a cut-out for a rectangular grommet on the R/H side. G6F0147 must be ordered separately.	1400	700	740	DNA14N-U	340	362
		1600	700	740	DNA16N-U	356	382
		1800	700	740	DNA18N-U	429	462
	Desk with a cut-out for a rectangular grommet in the middle. G6F0147 must be ordered separately.	1200	700	740	DNA123-U	333	359
		1400	700	740	DNA143-U	340	362
		1600	700	740	DNA163-U	356	382
		1800	700	740	DNA183-U	429	462
	Desk with a cut-out for a round cable port on the L/H side. G6F0376 must be ordered separately.	1400	700	740	DNA14P-U	340	362
		1600	700	740	DNA16P-U	356	382
		1800	700	740	DNA18P-U	429	462
	Desk with a cut-out for a round cable port on the R/H side. G6F0376 must be ordered separately.	1400	700	740	DNA14R-U	340	362
		1600	700	740	DNA16R-U	356	382
		1800	700	740	DNA18R-U	429	462
	Desk with cut-outs for round cable ports on L/H and R/H sides. G6F0376 must be ordered separately.	1400	700	740	DNA14W-U	340	362
		1600	700	740	DNA16W-U	356	382
		1800	700	740	DNA18W-U	429	462
	Desk with a cut-out for a round cable port in the middle. G6F0376 must be ordered separately.	1200	700	740	DNA12S-U	333	359
		1400	700	740	DNA14S-U	340	362
		1600	700	740	DNA16S-U	356	382
		1800	700	740	DNA18S-U	429	462

	Description	W	D	H	Code	Price, GBP (RRP)	
						Melamine:	
						PA01 PA07 PA06	PA08 PA09 PA04
						PA02 PA03	PA10 PA05
						PA01PA07	PA04PA05
						PA01PA15	PA04PA15
						PA01PA05	PA10PA05
						PA07PA01	PA05PA15
						PA02PA15	
						Painted metal: MA01 MA02 MA03 MA04	
						MA05 MA06 MA07	
						Desktop type: 2 (25 mm)	
	Desk with a scallop cut-out for wire management.	1200	700	740	DNA126-U	333	359
		1400	700	740	DNA146-U	340	362
		1600	700	740	DNA166-U	356	382
		1800	700	740	DNA186-U	429	462
	Desk	1200	800	740	DNA120-U	354	377
		1400	800	740	DNA140-U	358	388
		1600	800	740	DNA160-U	373	410
		1800	800	740	DNA180-U	403	439
	Desk with a cut-out for a rectangular grommet on the L/H side. G6F0147 must be ordered separately.	2000	800	740	DNA200-U	428	480
		1400	800	740	DNA14T-U	358	388
		1600	800	740	DNA16T-U	373	410
		1800	800	740	DNA18T-U	403	439
	Desk with a cut-out for a rectangular grommet on the R/H side. G6F0147 must be ordered separately.	2000	800	740	DNA20T-U	428	480
		1400	800	740	DNA14U-U	358	388
		1600	800	740	DNA16U-U	373	410
		1800	800	740	DNA18U-U	403	439
	Desk with a cut-out for a rectangular grommet in the middle. G6F0147 must be ordered separately.	2000	800	740	DNA20U-U	428	480
		1200	800	740	DNA121-U	354	377
		1400	800	740	DNA141-U	358	388
		1600	800	740	DNA161-U	373	410
		1800	800	740	DNA181-U	403	439
		2000	800	740	DNA201-U	428	480




	Description	W	D	H	Code	Price, GBP (RRP)	
						Melamine:	
						PA01 PA07 PA06 PA02 PA03 PA01PA07 PA01PA15 PA01PA05 PA07PA01 PA02PA15	PA08 PA09 PA04 PA10 PA05 PA04PA05 PA04PA15 PA10PA05 PA05PA15
						Painted metal: MA01 MA02 MA03 MA04 MA05 MA06 MA07	
						Desktop type: 2 (25 mm)	
	Desk with a cut-out for a round cable port on the L/H side. G6F0376 must be ordered separately.	1400	800	740	DNA14V-U	358	388
		1600	800	740	DNA16V-U	373	410
		1800	800	740	DNA18V-U	403	439
		2000	800	740	DNA20V-U	428	480
	Desk with a cut-out for a round cable port on the R/H side. G6F0376 must be ordered separately.	1400	800	740	DNA14Y-U	358	388
		1600	800	740	DNA16Y-U	373	410
		1800	800	740	DNA18Y-U	403	439
		2000	800	740	DNA20Y-U	428	480
	Desk with cut-outs for round cable ports on L/H and R/H sides. G6F0376 must be ordered separately.	1400	800	740	DNA14Q-U	358	388
		1600	800	740	DNA16Q-U	373	410
		1800	800	740	DNA18Q-U	403	439
		2000	800	740	DNA20Q-U	428	480
	Desk with a cut-out for a round cable port in the middle. G6F0376 must be ordered separately.	1200	800	740	DNA12Z-U	354	377
		1400	800	740	DNA14Z-U	358	388
		1600	800	740	DNA16Z-U	373	410
		1800	800	740	DNA18Z-U	403	439
		2000	800	740	DNA20Z-U	428	480
	Desk with a scallop cut-out for wire management.	1200	800	740	DNA125-U	354	377
		1400	800	740	DNA145-U	358	388
		1600	800	740	DNA165-U	373	410
		1800	800	740	DNA185-U	403	439
		2000	800	740	DNA205-U	428	480







	Description	W	D	H	Code	Price, GBP (RRP)	
						Melamine:	
						PA01 PA07 PA06	PA08 PA09 PA04
						PA02 PA03	PA10 PA05
						PA01PA07	PA04PA05
						PA01PA15	PA04PA15
						PA01PA05	PA10PA05
						PA07PA01	PA05PA15
						PA02PA15	
						Painted metal: MA01 MA02 MA03 MA04	
						MA05 MA06 MA07	
						Desktop type: 2 (25 mm)	
	Single row 2-desk bench	2400	800	740	DNS24A-U	653	699
		2800	800	740	DNS28A-U	661	721
		3200	800	740	DNS32A-U	691	765
		3600	800	740	DNS36A-U	751	823
	Single row 2-desk bench with cut-outs for rectangular grommets on the L/H side. G6F0147 must be ordered separately.	2800	800	740	DNS28C-U	661	721
		3200	800	740	DNS32C-U	691	765
		3600	800	740	DNS36C-U	751	823
	Single row 2-desk bench with cut-outs for rectangular grommets on the R/H side. G6F0147 must be ordered separately.	2800	800	740	DNS28D-U	661	721
		3200	800	740	DNS32D-U	691	765
		3600	800	740	DNS36D-U	751	823
	Single row 2-desk bench with cut-outs for rectangular grommets in the middle. G6F0147 must be ordered separately.	2400	800	740	DNS24B-U	653	699
		2800	800	740	DNS28B-U	661	721
		3200	800	740	DNS32B-U	691	765
	Single row 2-desk bench with cut-outs for round cable ports in the middle. G6F0147 must be ordered separately.	3600	800	740	DNS36B-U	751	823
	Single row 2-desk bench with cut-outs for round cable ports on the L/H side. G6F0376 must be ordered separately.	2800	800	740	DNS28E-U	661	721
		3200	800	740	DNS32E-U	691	765
	Single row 2-desk bench with cut-outs for round cable ports on the L/H and R/H sides. G6F0376 must be ordered separately.	3600	800	740	DNS36E-U	751	823
		2800	800	740	DNS28F-U	661	721
		3200	800	740	DNS32F-U	691	765
	Single row 2-desk bench with cut-outs for round cable ports on the R/H side. G6F0376 must be ordered separately.	3600	800	740	DNS36F-U	751	823
		2800	800	740	DNS28U-U	661	721
		3200	800	740	DNS32U-U	691	765
	Single row 2-desk bench with cut-outs for round cable ports on L/H and R/H sides. G6F0376 must be ordered separately.	3600	800	740	DNS36U-U	751	823
		2800	800	740	DNS28U-U	661	721







	Description	W	D	H	Code	Price, GBP (RRP)	
						Melamine:	
						PA01 PA07 PA06 PA02 PA03 PA01PA07 PA01PA15 PA01PA05 PA07PA01 PA02PA15	PA08 PA09 PA04 PA10 PA05 PA04PA05 PA04PA15 PA10PA05 PA05PA15
						Painted metal: MA01 MA02 MA03 MA04 MA05 MA06 MA07	
						Desktop type: 2 (25 mm)	
	Single row 2-desk bench with cut-outs for round cable ports in the middle. G6F0376 must be ordered separately.	2400	800	740	DNS24G-U	653	699
		2800	800	740	DNS28G-U	661	721
		3200	800	740	DNS32G-U	691	765
		3600	800	740	DNS36G-U	751	823
	Single row 2-desk bench with scallop cut-outs for wire management.	2400	800	740	DNS248-U	653	699
		2800	800	740	DNS288-U	661	721
		3200	800	740	DNS328-U	691	765
		3600	800	740	DNS368-U	751	823
	Supplementary unit for a single row 2-desk bench	1200	800	740	DND12A-U	299	322
		1400	800	740	DND14A-U	303	333
		1600	800	740	DND16A-U	318	355
		1800	800	740	DND18A-U	348	384
	Supplementary unit for a single row 2-desk bench with a cut-out for a rectangular grommet on the L/H side. G6F0147 must be ordered separately.	1400	800	740	DND14C-U	303	333
		1600	800	740	DND16C-U	318	355
		1800	800	740	DND18C-U	348	384
	Supplementary unit for a single row 2-desk bench with a cut-out for a rectangular grommet on the R/H side. G6F0147 must be ordered separately.	1400	800	740	DND14D-U	303	333
		1600	800	740	DND16D-U	318	355
		1800	800	740	DND18D-U	348	384
	Supplementary unit for a single row 2-desk bench with a cut-out for a rectangular grommet in the middle. G6F0147 must be ordered separately.	1200	800	740	DND12B-U	299	322
		1400	800	740	DND14B-U	303	333
		1600	800	740	DND16B-U	318	355
		1800	800	740	DND18B-U	348	384






	Description	W	D	H	Code	Price, GBP (RRP)	
						Melamine:	
						PA01 PA07 PA06 PA02 PA03 PA01PA07 PA01PA15 PA01PA05 PA07PA01 PA02PA15	PA08 PA09 PA04 PA10 PA05 PA04PA05 PA04PA15 PA10PA05 PA05PA15
						Painted metal: MA01 MA02 MA03 MA04 MA05 MA06 MA07	
						Desktop type: 2 (25 mm)	
	Supplementary unit for a single row 2-desk bench with a cut-out for a round cable port on the L/H side. G6F0376 must be ordered separately.	1400	800	740	DND14E-U	303	333
		1600	800	740	DND16E-U	318	355
		1800	800	740	DND18E-U	348	384
	Supplementary unit for a single row 2-desk bench with a cut-out for a round cable port on the R/H side. G6F0376 must be ordered separately.	1400	800	740	DND14F-U	303	333
		1600	800	740	DND16F-U	318	355
		1800	800	740	DND18F-U	348	384
	Supplementary unit for a single row 2-desk bench with cut-outs for round cable ports on L/H and R/H sides. G6F0376 must be ordered separately.	1400	800	740	DND14U-U	303	333
		1600	800	740	DND16U-U	318	355
		1800	800	740	DND18U-U	348	384
	Supplementary unit for a single row 2-desk bench with a cut-out for a round cable port in the middle. G6F0376 must be ordered separately.	1200	800	740	DND12G-U	299	322
		1400	800	740	DND14G-U	303	333
		1600	800	740	DND16G-U	318	355
		1800	800	740	DND18G-U	348	384
	Supplementary unit for a single row 2-desk bench with a scallop cut-out for wire management.	1200	800	740	DND128-U	299	322
		1400	800	740	DND148-U	303	333
		1600	800	740	DND168-U	318	355
		1800	800	740	DND188-U	348	384
	2-desk bench	1000	1240	740	D2S100-U	457	501
		1200	1240	740	D2S120-U	495	555
		1400	1240	740	D2S140-U	539	583
		1600	1240	740	D2S160-U	577	659
	2-desk bench with cut-outs for rectangular grommets on the L/H side. G6F0147 must be ordered separately.	1400	1240	740	D2S141-U	539	583
		1600	1240	740	D2S161-U	577	659
	2-desk bench with cut-outs for rectangular grommets on the R/H side. G6F0147 must be ordered separately.	1400	1240	740	D2S142-U	539	583
		1600	1240	740	D2S162-U	577	659









	Description	W	D	H	Code	Price, GBP (RRP)	
						Melamine:	
						PA01 PA07 PA06 PA02 PA03 PA01PA07 PA01PA15 PA01PA05 PA07PA01 PA02PA15	PA08 PA09 PA04 PA10 PA05 PA04PA05 PA04PA15 PA10PA05 PA05PA15
						Painted metal: MA01 MA02 MA03 MA04 MA05 MA06 MA07	
						Desktop type: 2 (25 mm)	
	2-desk bench with cut-outs for rectangular grommets in the middle. G6F0147 must be ordered separately.	1000	1240	740	D2S103-U	457	501
		1200	1240	740	D2S123-U	495	555
		1400	1240	740	D2S143-U	539	583
		1600	1240	740	D2S163-U	577	659
	2-desk bench with cut-outs for round cable ports on the L/H side. G6F0376 must be ordered separately.	1400	1240	740	D2S144-U	539	583
		1600	1240	740	D2S164-U	577	659
	2-desk bench with cut-outs for round cable ports on the R/H side. G6F0376 must be ordered separately.	1400	1240	740	D2S145-U	539	583
		1600	1240	740	D2S165-U	577	659
	2-desk bench with cut-outs for round cable ports on L/H and R/H sides. G6F0376 must be ordered separately.	1400	1240	740	D2S148-U	539	583
		1600	1240	740	D2S168-U	577	659
	2-desk bench with cut-outs for round cable ports in the middle. G6F0376 must be ordered separately.	1000	1240	740	D2S106-U	457	501
		1200	1240	740	D2S126-U	495	555
		1400	1240	740	D2S146-U	539	583
		1600	1240	740	D2S166-U	577	659
	2-desk bench with scallop cut-outs for wire management.	1000	1240	740	D2S107-U	457	501
		1200	1240	740	D2S127-U	495	555
	2-desk bench with scallop cut-outs for wire management.	1400	1240	740	D2S147-U	539	583
		1600	1240	740	D2S167-U	577	659
	2-desk bench	1200	1440	740	DNS123-U	532	584
		1400	1440	740	DNS143-U	546	590
		1600	1440	740	DNS163-U	578	630
		1800	1440	740	DNS183-U	724	790
	2-desk bench with cut-outs for rectangular grommets on the L/H side. G6F0147 must be ordered separately.	1400	1440	740	DNS14H-U	546	590
		1600	1440	740	DNS16H-U	578	630
		1800	1440	740	DNS18H-U	724	790
	2-desk bench with cut-outs for rectangular grommets on the R/H side. G6F0147 must be ordered separately.	1400	1440	740	DNS14J-U	546	590
		1600	1440	740	DNS16J-U	578	630
		1800	1440	740	DNS18J-U	724	790








	Description	W	D	H	Code	Price, GBP (RRP)	
						Melamine:	
						PA01 PA07 PA06 PA02 PA03 PA01PA07 PA01PA15 PA01PA05 PA07PA01 PA02PA15	PA08 PA09 PA04 PA10 PA05 PA04PA05 PA04PA15 PA10PA05 PA05PA15
						Painted metal: MA01 MA02 MA03 MA04 MA05 MA06 MA07	
						Desktop type: 2 (25 mm)	
	2-desk bench with cut-outs for rectangular grommets in the middle. G6F0147 must be ordered separately.	1200	1440	740	DNS125-U	532	584
		1400	1440	740	DNS145-U	546	590
		1600	1440	740	DNS165-U	578	630
		1800	1440	740	DNS185-U	724	790
	2-desk bench with cut-outs for round cable ports on the L/H side. G6F0376 must be ordered separately.	1400	1440	740	DNS14K-U	546	590
		1600	1440	740	DNS16K-U	578	630
		1800	1440	740	DNS18K-U	724	790
	2-desk bench with cut-outs for round cable ports on the R/H side. G6F0376 must be ordered separately.	1400	1440	740	DNS14L-U	546	590
		1600	1440	740	DNS16L-U	578	630
		1800	1440	740	DNS18L-U	724	790
	2-desk bench with cut-outs for round cable ports on L/H and R/H sides. G6F0376 must be ordered separately.	1400	1440	740	DNS14V-U	546	590
		1600	1440	740	DNS16V-U	578	630
		1800	1440	740	DNS18V-U	724	790
	2-desk bench with cut-outs for round cable ports in the middle. G6F0376 must be ordered separately.	1200	1440	740	DNS12M-U	532	584
		1400	1440	740	DNS14M-U	546	590
		1600	1440	740	DNS16M-U	578	630
		1800	1440	740	DNS18M-U	724	790
	2-desk bench with scallop cut-outs for wire management.	1200	1440	740	DNS127-U	532	584
		1400	1440	740	DNS147-U	546	590
	2-desk bench with scallop cut-outs for wire management.	1600	1440	740	DNS167-U	578	630
		1800	1440	740	DNS187-U	724	790
	2-desk bench	1200	1640	740	DNS122-U	583	629
		1400	1640	740	DNS142-U	591	651
		1600	1640	740	DNS162-U	621	695
		1800	1640	740	DNS182-U	681	753
		2000	1640	740	DNS202-U	731	835








	Description	W	D	H	Code	Price, GBP (RRP)	
						Melamine:	
						PA01 PA07 PA06 PA02 PA03 PA01PA07 PA01PA15 PA01PA05 PA07PA01 PA02PA15	PA08 PA09 PA04 PA10 PA05 PA04PA05 PA10PA05 PA05PA15
						Painted metal: MA01 MA02 MA03 MA04 MA05 MA06 MA07	
						Desktop type: 2 (25 mm)	
	2-desk bench with cut-outs for rectangular grommets on the L/H side. G6F0147 must be ordered separately.	1400	1640	740	DNS14N-U	591	651
		1600	1640	740	DNS16N-U	621	695
		1800	1640	740	DNS18N-U	681	753
		2000	1640	740	DNS20N-U	731	835
	2-desk bench with cut-outs for rectangular grommets on the R/H side. G6F0147 must be ordered separately.	1400	1640	740	DNS14P-U	591	651
		1600	1640	740	DNS16P-U	621	695
		1800	1640	740	DNS18P-U	681	753
		2000	1640	740	DNS20P-U	731	835
	2-desk bench with cut-outs for rectangular grommets in the middle. G6F0147 must be ordered separately.	1200	1640	740	DNS124-U	583	629
		1400	1640	740	DNS144-U	591	651
		1600	1640	740	DNS164-U	621	695
		1800	1640	740	DNS184-U	681	753
		2000	1640	740	DNS204-U	731	835
	2-desk bench with cut-outs for round cable ports on the L/H side. G6F0376 must be ordered separately.	1400	1640	740	DNS14R-U	591	651
		1600	1640	740	DNS16R-U	621	695
		1800	1640	740	DNS18R-U	681	753
		2000	1640	740	DNS20R-U	731	835
	2-desk bench with cut-outs for round cable ports on the R/H side. G6F0376 must be ordered separately.	1400	1640	740	DNS14S-U	591	651
		1600	1640	740	DNS16S-U	621	695
		1800	1640	740	DNS18S-U	681	753
		2000	1640	740	DNS20S-U	731	835
	2-desk bench with cut-outs for round cable ports on L/H and R/H sides. G6F0376 must be ordered separately.	1400	1640	740	DNS14Z-U	591	651
		1600	1640	740	DNS16Z-U	621	695
		1800	1640	740	DNS18Z-U	681	753
		2000	1640	740	DNS20Z-U	731	835

	Description	W	D	H	Code	Price, GBP (RRP)	
						Melamine:	
						PA01 PA07 PA06	PA08 PA09 PA04
						PA02 PA03	PA10 PA05
						PA01PA07	PA04PA05
						PA01PA15	PA04PA15
						PA01PA05	PA10PA05
						PA07PA01	PA05PA15
						PA02PA15	
						Painted metal: MA01 MA02 MA03 MA04	
						MA05 MA06 MA07	
						Desktop type: 2 (25 mm)	
	2-desk bench with cut-outs for round cable ports in the middle. G6F0376 must be ordered separately.	1200	1640	740	DNS12T-U	583	629
		1400	1640	740	DNS14T-U	591	651
		1600	1640	740	DNS16T-U	621	695
		1800	1640	740	DNS18T-U	681	753
		2000	1640	740	DNS20T-U	731	835
	2-desk bench with scallop cut-outs for wire management.	1200	1640	740	DNS126-U	583	629
		1400	1640	740	DNS146-U	591	651
		1600	1640	740	DNS166-U	621	695
		1800	1640	740	DNS186-U	681	753
		2000	1640	740	DNS206-U	731	835
	4-desk bench	2400	1440	740	DNS243-U	1035	1139
		2800	1440	740	DNS283-U	1063	1151
		3200	1440	740	DNS323-U	1127	1231
		3600	1440	740	DNS363-U	1419	1551
	4-desk bench with cut-outs for rectangular grommets on the L/H side. G6F0147 must be ordered separately.	2800	1440	740	D4S280-U	1063	1151
		3200	1440	740	D4S320-U	1127	1231
		3600	1440	740	D4S360-U	1419	1551
	4-desk bench with cut-outs for rectangular grommets on the R/H side. G6F0147 must be ordered separately.	2800	1440	740	D4S281-U	1063	1151
		3200	1440	740	D4S321-U	1127	1231
		3600	1440	740	D4S361-U	1419	1551
	4-desk bench with cut-outs for rectangular grommets in the middle. G6F0147 must be ordered separately.	2400	1440	740	DNS245-U	1035	1139
		2800	1440	740	DNS285-U	1063	1151
		3200	1440	740	DNS325-U	1127	1231
		3600	1440	740	DNS365-U	1419	1551

	Description	W	D	H	Code	Price, GBP (RRP)	
						Melamine:	
						PA01 PA07 PA06	PA08 PA09 PA04
						PA02 PA03	PA10 PA05
						PA01PA07	PA04PA05
						PA01PA15	PA04PA15
						PA01PA05	PA10PA05
						PA07PA01	PA05PA15
						PA02PA15	
						Painted metal: MA01 MA02 MA03 MA04	
						MA05 MA06 MA07	
						Desktop type: 2 (25 mm)	
	4-desk bench with cut-outs for round cable ports on the L/H side. G6F0376 must be ordered separately.	2800	1440	740	D4S282-U	1063	1151
		3200	1440	740	D4S322-U	1127	1231
		3600	1440	740	D4S362-U	1419	1551
	4-desk bench with cut-outs for round cable ports on the R/H side. G6F0376 must be ordered separately.	2800	1440	740	D4S283-U	1063	1151
		3200	1440	740	D4S323-U	1127	1231
		3600	1440	740	D4S363-U	1419	1551
	4-desk bench with cut-outs for round cable ports on L/H and R/H sides. G6F0376 must be ordered separately.	2800	1440	740	D4S28A-U	1063	1151
		3200	1440	740	D4S32A-U	1127	1231
		3600	1440	740	D4S36A-U	1419	1551
	4-desk bench with cut-outs for round cable ports in the middle. G6F0376 must be ordered separately.	2400	1440	740	D4S244-U	1035	1139
		2800	1440	740	D4S284-U	1063	1151
		3200	1440	740	D4S324-U	1127	1231
	4-desk bench with scallop cut-outs for wire management.	2400	1440	740	DNS249-U	1035	1139
		2800	1440	740	DNS289-U	1063	1151
		3200	1440	740	DNS329-U	1127	1231
		3600	1440	740	DNS369-U	1419	1551

	Description	W	D	H	Code	Price, GBP (RRP)	
						Melamine:	
						PA01 PA07 PA06 PA02 PA03 PA01PA07 PA01PA15 PA01PA05 PA07PA01 PA02PA15	PA08 PA09 PA04 PA10 PA05 PA04PA05 PA04PA15 PA10PA05 PA05PA15
						Painted metal: MA01 MA02 MA03 MA04 MA05 MA06 MA07	
						Desktop type: 2 (25 mm)	
	4-desk bench	2400	1640	740	DNS242-U	1133	1225
		2800	1640	740	DNS282-U	1149	1269
		3200	1640	740	DNS322-U	1209	1357
	4-desk bench with cut-outs for rectangular grommets on the L/H side. G6F0147 must be ordered separately.	3600	1640	740	DNS362-U	1329	1473
		2800	1640	740	D4S285-U	1149	1269
		3200	1640	740	D4S325-U	1209	1357
	4-desk bench with cut-outs for rectangular grommets on the R/H side. G6F0147 must be ordered separately.	3600	1640	740	D4S365-U	1329	1473
		2800	1640	740	D4S286-U	1149	1269
		3200	1640	740	D4S326-U	1209	1357
	4-desk bench with cut-outs for rectangular grommets in the middle. G6F0147 must be ordered separately.	3600	1640	740	D4S366-U	1329	1473
		2400	1640	740	DNS244-U	1133	1225
		2800	1640	740	DNS284-U	1149	1269
	4-desk bench with cut-outs for round cable ports on the L/H side. G6F0376 must be ordered separately.	3200	1640	740	DNS324-U	1209	1357
		3600	1640	740	DNS364-U	1329	1473
		2800	1640	740	D4S287-U	1149	1269
	4-desk bench with cut-outs for round cable ports on R/H side. G6F0376 must be ordered separately.	3200	1640	740	D4S327-U	1209	1357
		3600	1640	740	D4S367-U	1329	1473
		2800	1640	740	D4S288-U	1149	1269
	4-desk bench with cut-outs for round cable ports in the middle. G6F0376 must be ordered separately.	3200	1640	740	D4S328-U	1209	1357
		3600	1640	740	D4S368-U	1329	1473
		2800	1640	740	D4S289-U	1149	1269
	4-desk bench with cut-outs for round cable ports on L/H and R/H sides. G6F0376 must be ordered separately.	3200	1640	740	D4S329-U	1209	1357
		3600	1640	740	D4S369-U	1329	1473
		2400	1640	740	D4S249-U	1133	1225
	4-desk bench with cut-outs for round cable ports in the middle. G6F0376 must be ordered separately.	2800	1640	740	D4S289-U	1149	1269
		3200	1640	740	D4S329-U	1209	1357
		3600	1640	740	D4S369-U	1329	1473

	Description	W	D	H	Code	Price, GBP (RRP)	
						Melamine:	
						PA01 PA07 PA06	PA08 PA09 PA04
						PA02 PA03	PA10 PA05
						PA01PA07	PA04PA05
						PA01PA15	PA04PA15
						PA01PA05	PA10PA05
						PA07PA01	PA05PA15
						PA02PA15	
						Painted metal: MA01 MA02 MA03 MA04	
						MA05 MA06 MA07	
						Desktop type: 2 (25 mm)	
	4-desk bench with scallop cut-outs for wire management.	2400	1640	740	DNS247-U	1133	1225
		2800	1640	740	DNS287-U	1149	1269
		3200	1640	740	DNS327-U	1209	1357
		3600	1640	740	DNS367-U	1329	1473
	Supplementary unit for desk benches	1200	1440	740	DND123-U	492	544
		1400	1440	740	DND143-U	506	550
		1600	1440	740	DND163-U	538	590
		1800	1440	740	DND183-U	684	750
	Supplementary unit for desk benches with cut-outs for rectangular grommets on the L/H side. G6F0147 must be ordered separately.	1400	1440	740	DND14H-U	506	550
		1600	1440	740	DND16H-U	538	590
		1800	1440	740	DND18H-U	684	750
	Supplementary unit for desk benches with cut-outs for rectangular grommets on the R/H side. G6F0147 must be ordered separately.	1400	1440	740	DND14J-U	506	550
		1600	1440	740	DND16J-U	538	590
		1800	1440	740	DND18J-U	684	750
	Supplementary unit for desk benches with cut-outs for rectangular grommets in the middle. G6F0147 must be ordered separately.	1200	1440	740	DND125-U	492	544
		1400	1440	740	DND145-U	506	550
		1600	1440	740	DND165-U	538	590
		1800	1440	740	DND185-U	684	750
	Supplementary unit for desk benches with cut-outs for round cable ports on the L/H side. G6F0376 must be ordered separately.	1400	1440	740	DND14K-U	506	550
		1600	1440	740	DND16K-U	538	590
		1800	1440	740	DND18K-U	684	750
	Supplementary unit for desk benches with cut-outs for round cable ports on the R/H side. G6F0376 must be ordered separately.	1400	1440	740	DND14L-U	506	550
		1600	1440	740	DND16L-U	538	590
		1800	1440	740	DND18L-U	684	750

	Description	W	D	H	Code	Price, GBP (RRP)	
						Melamine:	
						PA01 PA07 PA06 PA02 PA03 PA01PA07 PA01PA15 PA01PA05 PA07PA01 PA02PA15	PA08 PA09 PA04 PA10 PA05 PA04PA05 PA04PA15 PA10PA05 PA05PA15
						Painted metal: MA01 MA02 MA03 MA04 MA05 MA06 MA07	
						Desktop type: 2 (25 mm)	
	Supplementary unit for desk benches with cut-outs for round cable ports on L/H and R/H sides. G6F0376 must be ordered separately.	1400	1440	740	DND14V-U	506	550
		1600	1440	740	DND16V-U	538	590
		1800	1440	740	DND18V-U	684	750
	Supplementary unit for desk benches with cut-outs for round cable ports in the middle. G6F0376 must be ordered separately.	1200	1440	740	DND12M-U	492	544
		1400	1440	740	DND14M-U	506	550
		1600	1440	740	DND16M-U	538	590
	Supplementary unit for desk benches with scallop cut-outs for wire management.	1200	1440	740	DND129-U	492	544
		1400	1440	740	DND149-U	506	550
		1600	1440	740	DND169-U	538	590
		1800	1440	740	DND189-U	684	750
	* Supplementary NOVA U units are also suitable for NOVA A, NOVA O desk benches						
	Supplementary unit for desk benches	1200	1640	740	DND122-U	539	585
		1400	1640	740	DND142-U	547	607
		1600	1640	740	DND162-U	577	651
	Supplementary unit for desk benches with cut-outs for rectangular grommets on the L/H side. G6F0147 must be ordered separately.	1800	1640	740	DND182-U	637	709
		1400	1640	740	DND14N-U	547	607
		1600	1640	740	DND16N-U	577	651
	Supplementary unit for desk benches with cut-outs for rectangular grommets on the R/H side. G6F0147 must be ordered separately.	1800	1640	740	DND18N-U	637	709
		1400	1640	740	DND14P-U	547	607
		1600	1640	740	DND16P-U	577	651
	Supplementary unit for desk benches with cut-outs for rectangular grommets in the middle. G6F0147 must be ordered separately.	1800	1640	740	DND18P-U	637	709
		1200	1640	740	DND124-U	539	585
		1400	1640	740	DND144-U	547	607
		1600	1640	740	DND164-U	577	651
		1800	1640	740	DND184-U	637	709





	Description	W	D	H	Code	Price, GBP (RRP)	
--	-------------	---	---	---	------	------------------	--

Melamine:

PA01 PA07 PA06 PA02 PA03 PA01 PA07 PA01 PA15 PA01 PA05 PA07 PA01 PA02 PA15	PA08 PA09 PA04 PA10 PA05 PA04 PA15 PA10 PA05 PA05 PA15
--	--

Painted metal: MA01 MA02 MA03 MA04
MA05 MA06 MA07


Desktop type: 2 (25 mm)









	Supplementary unit for desk benches with cut-outs for round cable ports on the L/H side. G6F0376 must be ordered separately.	1400	1640	740	DND14R-U	547	607
		1600	1640	740	DND16R-U	577	651
		1800	1640	740	DND18R-U	637	709
	Supplementary unit for desk benches with cut-outs for round cable ports on the R/H side. G6F0376 must be ordered separately.	1400	1640	740	DND14S-U	547	607
		1600	1640	740	DND16S-U	577	651
		1800	1640	740	DND18S-U	637	709
	Supplementary unit for desk benches with cut-outs for round cable ports on L/H and R/H sides. G6F0376 must be ordered separately.	1400	1640	740	DND14Z-U	547	607
		1600	1640	740	DND16Z-U	577	651
		1800	1640	740	DND18Z-U	637	709
	Supplementary unit for desk benches with cut-outs for round cable ports in the middle. G6F0376 must be ordered separately.	1200	1640	740	DND12T-U	539	585
		1400	1640	740	DND14T-U	547	607
		1600	1640	740	DND16T-U	577	651
	Supplementary unit for desk benches with scallop cut-outs for wire management.	1200	1640	740	DND127-U	539	585
		1400	1640	740	DND147-U	547	607
		1600	1640	740	DND167-U	577	651
		1800	1640	740	DND187-U	637	709

* Supplementary NOVA U units are also suitable for NOVA A, NOVA O desk benches







	End desk for desk benches	1240	600	740	DNE120-U	307	337
		1440	700	740	DNE140-U	359	404
		1640	800	740	DNE160-U	399	447
	End desk for desk benches with a cut-out for a rectangular grommet on the L/H side. G6F0147 must be ordered separately.	1440	700	740	DNE141-U	359	404
		1640	800	740	DNE161-U	399	447

	Description	W	D	H	Code	Price, GBP (RRP)	
						Melamine:	
						PA01 PA07 PA06 PA02 PA03 PA01PA07 PA01PA15 PA01PA05 PA07PA01 PA02PA15	PA08 PA09 PA04 PA10 PA05 PA04PA05 PA04PA15 PA10PA05 PA05PA15
						Painted metal: MA01 MA02 MA03 MA04 MA05 MA06 MA07	
						Desktop type: 2 (25 mm)	
	End desk for desk benches with a cut-out for a rectangular grommet on the R/H side. G6F0147 must be ordered separately.	1440	700	740	DNE142-U	359	404
		1640	800	740	DNE162-U	399	447
	End desk for desk benches with a cut-out for a rectangular grommet in the middle. G6F0147 must be ordered separately.	1240	600	740	DNE123-U	307	337
		1440	700	740	DNE143-U	359	404
		1640	800	740	DNE163-U	399	447
	End desk for desk benches with a cut-out for a round cable port on the L/H side. G6F0376 must be ordered separately.	1440	700	740	DNE144-U	359	404
		1640	800	740	DNE164-U	399	447
	End desk for desk benches with a cut-out for a round cable port on the R/H side. G6F0376 must be ordered separately.	1440	700	740	DNE145-U	359	404
		1640	800	740	DNE165-U	399	447
	End desk for desk benches with cut-outs for round cable ports on L/H and R/H sides. G6F0376 must be ordered separately.	1440	700	740	DNE148-U	359	404
		1640	800	740	DNE168-U	399	447
	End desk for desk benches with a cut-out for a round cable port in the middle. G6F0376 must be ordered separately.	1240	600	740	DNE126-U	307	337
		1440	700	740	DNE146-U	359	404
		1640	800	740	DNE166-U	399	447
	End desk for desk benches with a scallop cut-out for wire management.	1240	600	740	DNE127-U	307	337
		1440	700	740	DNE147-U	359	404
		1640	800	740	DNE167-U	399	447
	Crescent desk (L/H)	1400	1200	740	DNL140-U	451	499
		1600	1200	740	DNL160-U	472	517
		1800	1200	740	DNL180-U	499	540
	Crescent desk (R/H)	1400	1200	740	DNR140-U	451	499
		1600	1200	740	DNR160-U	472	517
		1800	1200	740	DNR180-U	499	540

	Description	W	D	H	Code	Price, GBP (RRP)	
						Melamine:	
						PA01 PA07 PA06	PA08 PA09 PA04
						PA02 PA03	PA10 PA05
						PA01PA07	PA04PA05
						PA01PA15	PA04PA15
						PA01PA05	PA10PA05
						PA07PA01	PA05PA15
						PA02PA15	
						Painted metal: MA01 MA02 MA03 MA04	
						MA05 MA06 MA07	
						Desktop type: 2 (25 mm)	
	Crescent desk (L/H) with a cut-out for a rectangular grommet on the L/H side. G6F0147 must be ordered separately.	1400	1200	740	DNL141-U	451	499
		1600	1200	740	DNL161-U	472	517
		1800	1200	740	DNL181-U	499	540
	Crescent desk (R/H) with a cut-out for a rectangular grommet on the R/H side. G6F0147 must be ordered separately.	1400	1200	740	DNR141-U	451	499
		1600	1200	740	DNR161-U	472	517
		1800	1200	740	DNR181-U	499	540
	Crescent desk (L/H) with a cut-out for a round cable port on the L/H side. G6F0376 must be ordered separately.	1400	1200	740	DNL144-U	451	499
		1600	1200	740	DNL164-U	472	517
		1800	1200	740	DNL184-U	499	540
	Crescent desk (R/H) with a cut-out for a round cable port on the R/H side. G6F0376 must be ordered separately.	1400	1200	740	DNR144-U	451	499
		1600	1200	740	DNR164-U	472	517
		1800	1200	740	DNR184-U	499	540
	3-desk bench with scallop cut-outs for wire management.	Ø 2810		740	DNS128-U	1455	1611
	Return table (edge w=600 mm)	800	600	740	DNC080-U	188	199
		600	800	740	DNC060-U	199	214
	Return table for desk benches	1440	600	740	DNC141-U	207	218
		1640	600	740	DNC161-U	214	233

	Description	W	D	H	Code	Price, GBP (RRP)	
						Melamine:	
						PA01 PA07 PA06 PA02 PA03 PA01 PA07 PA01 PA15 PA01 PA05 PA07 PA01 PA02 PA15	PA08 PA09 PA04 PA10 PA05 PA04 PA05 PA04 PA15 PA10 PA05 PA05 PA15
						Painted metal: MA01 MA02 MA03 MA04 MA05 MA06 MA07	
						Desktop type: 2 (25 mm)	
	Desk	1000	600	740	DNA104-A	288	310
		1200	600	740	DNA124-A	307	337
		1400	600	740	DNA144-A	329	351
		1600	600	740	DNA164-A	348	389
	Desk with a cut-out for a rectangular grommet on the L/H side. G6F0147 must be ordered separately.	1400	600	740	DNA14E-A	329	351
		1600	600	740	DNA16E-A	348	389
	Desk with a cut-out for a rectangular grommet on the R/H side. G6F0147 must be ordered separately.	1400	600	740	DNA14F-A	329	351
		1600	600	740	DNA16F-A	348	389
	Desk with a cut-out for a rectangular grommet in the middle. G6F0147 must be ordered separately.	1000	600	740	DNA10G-A	288	310
		1200	600	740	DNA12G-A	307	337
		1400	600	740	DNA14G-A	329	351
		1600	600	740	DNA16G-A	348	389
	Desk with a cut-out for a round cable port on the L/H side. G6F0376 must be ordered separately.	1400	600	740	DNA14H-A	329	351
		1600	600	740	DNA16H-A	348	389
	Desk with a cut-out for a round cable port on the R/H side. G6F0376 must be ordered separately.	1400	600	740	DNA14J-A	329	351
		1600	600	740	DNA16J-A	348	389
	Desk with cut-outs for round cable ports on L/H and R/H sides. G6F0376 must be ordered separately.	1400	600	740	DNA14X-A	329	351
		1600	600	740	DNA16X-A	348	389
	Desk with a cut-out for a round cable port in the middle. G6F0376 must be ordered separately.	1000	600	740	DNA10K-A	288	310
		1200	600	740	DNA12K-A	307	337
		1400	600	740	DNA14K-A	329	351
		1600	600	740	DNA16K-A	348	389
	Desk with a scallop cut-out for wire management.	1000	600	740	DNA10L-A	288	310
		1200	600	740	DNA12L-A	307	337
		1400	600	740	DNA14L-A	329	351
		1600	600	740	DNA16L-A	348	389

	Description	W	D	H	Code	Price, GBP (RRP)	
						Melamine:	
						PA01 PA07 PA06 PA02 PA03 PA01PA07 PA01PA15 PA01PA05 PA07PA01 PA02PA15	PA08 PA09 PA04 PA10 PA05 PA04PA05 PA04PA15 PA10PA05 PA05PA15
						Painted metal: MA01 MA02 MA03 MA04 MA05 MA06 MA07	
						Desktop type: 2 (25 mm)	
	Desk	1200	700	740	DNA122-A	336	362
		1400	700	740	DNA142-A	343	365
		1600	700	740	DNA162-A	359	385
		1800	700	740	DNA182-A	432	465
	Desk with a cut-out for a rectangular grommet on the L/H side. G6F0147 must be ordered separately.	1400	700	740	DNA14M-A	343	365
		1600	700	740	DNA16M-A	359	385
		1800	700	740	DNA18M-A	432	465
	Desk with a cut-out for a rectangular grommet on the R/H side. G6F0147 must be ordered separately.	1400	700	740	DNA14N-A	343	365
		1600	700	740	DNA16N-A	359	385
		1800	700	740	DNA18N-A	432	465
	Desk with a cut-out for a rectangular grommet in the middle. G6F0147 must be ordered separately.	1200	700	740	DNA123-A	336	362
		1400	700	740	DNA143-A	343	365
		1600	700	740	DNA163-A	359	385
		1800	700	740	DNA183-A	432	465
	Desk with a cut-out for a round cable port on the L/H side. G6F0376 must be ordered separately.	1400	700	740	DNA14P-A	343	365
		1600	700	740	DNA16P-A	359	385
		1800	700	740	DNA18P-A	432	465
	Desk with a cut-out for a round cable port on the R/H side. G6F0376 must be ordered separately.	1400	700	740	DNA14R-A	343	365
		1600	700	740	DNA16R-A	359	385
		1800	700	740	DNA18R-A	432	465
	Desk with cut-outs for round cable ports on L/H and R/H sides. G6F0376 must be ordered separately.	1400	700	740	DNA14W-A	343	365
		1600	700	740	DNA16W-A	359	385
		1800	700	740	DNA18W-A	432	465
	Desk with a cut-out for a round cable port in the middle. G6F0376 must be ordered separately.	1200	700	740	DNA12S-A	336	362
		1400	700	740	DNA14S-A	343	365
		1600	700	740	DNA16S-A	359	385
		1800	700	740	DNA18S-A	432	465

	Description	W	D	H	Code	Price, GBP (RRP)	
						Melamine:	
						PA01 PA07 PA06	PA08 PA09 PA04
						PA02 PA03	PA10 PA05
						PA01PA07	PA04PA05
						PA01PA15	PA04PA15
						PA01PA05	PA10PA05
						PA07PA01	PA05PA15
						PA02PA15	
						Painted metal: MA01 MA02 MA03 MA04	
						MA05 MA06 MA07	
						Desktop type: 2 (25 mm)	
	Desk with a scallop cut-out for wire management.	1200	700	740	DNA126-A	336	362
		1400	700	740	DNA146-A	343	365
		1600	700	740	DNA166-A	359	385
		1800	700	740	DNA186-A	432	465
	Desk	1200	800	740	DNA120-A	358	381
		1400	800	740	DNA140-A	362	392
		1600	800	740	DNA160-A	377	414
		1800	800	740	DNA180-A	407	443
		2000	800	740	DNA200-A	432	484
	Desk with a cut-out for a rectangular grommet on the L/H side. G6F0147 must be ordered separately.	1400	800	740	DNA14T-A	362	392
		1600	800	740	DNA16T-A	377	414
		1800	800	740	DNA18T-A	407	443
		2000	800	740	DNA20T-A	432	484
	Desk with a cut-out for a rectangular grommet on the R/H side. G6F0147 must be ordered separately.	1400	800	740	DNA14U-A	362	392
		1600	800	740	DNA16U-A	377	414
		1800	800	740	DNA18U-A	407	443
		2000	800	740	DNA20U-A	432	484
	Desk with a cut-out for a rectangular grommet in the middle. G6F0147 must be ordered separately.	1200	800	740	DNA121-A	358	381
		1400	800	740	DNA141-A	362	392
		1600	800	740	DNA161-A	377	414
		1800	800	740	DNA181-A	407	443
		2000	800	740	DNA201-A	432	484
	Desk with a cut-out for a round cable port on the L/H side. G6F0376 must be ordered separately.	1400	800	740	DNA14V-A	362	392
		1600	800	740	DNA16V-A	377	414
		1800	800	740	DNA18V-A	407	443
		2000	800	740	DNA20V-A	432	484

	Description	W	D	H	Code	Price, GBP (RRP)	
--	-------------	---	---	---	------	------------------	--

Melamine:

PA01	PA07	PA06	PA08	PA09	PA04
PA02	PA03		PA10	PA05	
PA01	PA07		PA04	PA05	
PA01	PA15		PA04	PA15	
PA01	PA05		PA10	PA05	
PA07	PA01		PA05	PA15	
PA02	PA15				

Painted metal: MA01 MA02 MA03 MA04
MA05 MA06 MA07

Desktop type: 2 (25 mm)



Desk with a cut-out for a round cable port on the R/H side. G6F0376 must be ordered separately.

1400	800	740	DNA14Y-A	362	392
1600	800	740	DNA16Y-A	377	414
1800	800	740	DNA18Y-A	407	443
2000	800	740	DNA20Y-A	432	484



Desk with cut-outs for round cable ports on L/H and R/H sides. G6F0376 must be ordered separately.

1400	800	740	DNA14Q-A	362	392
1600	800	740	DNA16Q-A	377	414
1800	800	740	DNA18Q-A	407	443
2000	800	740	DNA20Q-A	432	484



Desk with a cut-out for a round cable port in the middle. G6F0376 must be ordered separately.








1200	800	740	DNA12Z-A	358	381
1400	800	740	DNA14Z-A	362	392
1600	800	740	DNA16Z-A	377	414
1800	800	740	DNA18Z-A	407	443
2000	800	740	DNA20Z-A	432	484


















Desk with a scallop cut-out for wire management.









1200	800	740	DNA125-A	358	381
1400	800	740	DNA145-A	362	392
1600	800	740	DNA165-A	377	414
1800	800	740	DNA185-A	407	443
2000	800	740	DNA205-A	432	484







	Description	W	D	H	Code	Price, GBP (RRP)	
						Melamine:	
						PA01 PA07 PA06 PA02 PA03 PA01PA07 PA01PA15 PA01PA05 PA07PA01 PA02PA15	PA08 PA09 PA04 PA10 PA05 PA04PA05 PA04PA15 PA10PA05 PA05PA15
						Painted metal: MA01 MA02 MA03 MA04 MA05 MA06 MA07	
						Desktop type: 2 (25 mm)	
	Single row 2-desk bench	2400	800	740	DNS24A-A	657	703
		2800	800	740	DNS28A-A	665	725
		3200	800	740	DNS32A-A	695	769
		3600	800	740	DNS36A-A	755	827
	Single row 2-desk bench with cut-outs for rectangular grommets on the L/H side. G6F0147 must be ordered separately.	2800	800	740	DNS28C-A	665	725
		3200	800	740	DNS32C-A	695	769
		3600	800	740	DNS36C-A	755	827
	Single row 2-desk bench with cut-outs for rectangular grommets on the R/H side. G6F0147 must be ordered separately.	2800	800	740	DNS28D-A	665	725
		3200	800	740	DNS32D-A	695	769
		3600	800	740	DNS36D-A	755	827
	Single row 2-desk bench with cut-outs for rectangular grommets in the middle. G6F0147 must be ordered separately.	2400	800	740	DNS24I-A	657	703
		2800	800	740	DNS28I-A	665	725
		3200	800	740	DNS32I-A	695	769
		3600	800	740	DNS36I-A	755	827
	Single row 2-desk bench with cut-outs for round cable ports on the L/H side. G6F0376 must be ordered separately.	2800	800	740	DNS28E-A	665	725
		3200	800	740	DNS32E-A	695	769
		3600	800	740	DNS36E-A	755	827
	Single row 2-desk bench with cut-outs for round cable ports on the R/H side. G6F0376 must be ordered separately.	2800	800	740	DNS28F-A	665	725
		3200	800	740	DNS32F-A	695	769
		3600	800	740	DNS36F-A	755	827
	Single row 2-desk bench with cut-outs for round cable ports on L/H and R/H sides. G6F0376 must be ordered separately.	2800	800	740	DNS28U-A	665	725
		3200	800	740	DNS32U-A	695	769
		3600	800	740	DNS36U-A	755	827


	Description	W	D	H	Code	Price, GBP (RRP)	
						Melamine:	
						PA01 PA07 PA06	PA08 PA09 PA04
						PA02 PA03	PA10 PA05
						PA01PA07	PA04PA05
						PA01PA15	PA04PA15
						PA01PA05	PA10PA05
						PA07PA01	PA05PA15
						PA02PA15	
						Painted metal: MA01 MA02 MA03 MA04	
						MA05 MA06 MA07	
						Desktop type: 2 (25 mm)	
	Single row 2-desk bench with cut-outs for round cable ports in the middle. G6F0376 must be ordered separately.	2400	800	740	DNS24G-A	657	703
		2800	800	740	DNS28G-A	665	725
		3200	800	740	DNS32G-A	695	769
		3600	800	740	DNS36G-A	755	827
	Single row 2-desk bench with scallop cut-outs for wire management.	2400	800	740	DNS246-A	657	703
		2800	800	740	DNS286-A	665	725
		3200	800	740	DNS326-A	695	769
		3600	800	740	DNS366-A	755	827
	Supplementary unit for a single row 2-desk bench	1200	800	740	DND12A-A	299	322
		1400	800	740	DND14A-A	303	333
		1600	800	740	DND16A-A	318	355
		1800	800	740	DND18A-A	348	384
	Supplementary unit for a single row 2-desk bench with a cut-out for a rectangular grommet on the L/H side. G6F0147 must be ordered separately.	1400	800	740	DND14C-A	303	333
		1600	800	740	DND16C-A	318	355
		1800	800	740	DND18C-A	348	384
	Supplementary unit for a single row 2-desk bench with a cut-out for a rectangular grommet on the R/H side. G6F0147 must be ordered separately.	1400	800	740	DND14D-A	303	333
		1600	800	740	DND16D-A	318	355
		1800	800	740	DND18D-A	348	384
	Supplementary unit for a single row 2-desk bench with a cut-out for a rectangular grommet in the middle. G6F0147 must be ordered separately.	1200	800	740	DND121-A	299	322
		1400	800	740	DND141-A	303	333
		1600	800	740	DND161-A	318	355
		1800	800	740	DND181-A	348	384
	Supplementary unit for a single row 2-desk bench with a cut-out for a round cable port on the L/H side. G6F0376 must be ordered separately.	1400	800	740	DND14E-A	303	333
		1600	800	740	DND16E-A	318	355
		1800	800	740	DND18E-A	348	384

	Description	W	D	H	Code	Price, GBP (RRP)	
						Melamine:	
						PA01 PA07 PA06 PA02 PA03 PA01PA07 PA01PA15 PA01PA05 PA07PA01 PA02PA15	PA08 PA09 PA04 PA10 PA05 PA04PA05 PA04PA15 PA10PA05 PA05PA15
						Painted metal: MA01 MA02 MA03 MA04 MA05 MA06 MA07	
						Desktop type: 2 (25 mm)	
	Supplementary unit for a single row 2-desk bench with a cut-out for a round cable port on the R/H side. G6F0376 must be ordered separately.	1400	800	740	DND14F-A	303	333
		1600	800	740	DND16F-A	318	355
		1800	800	740	DND18F-A	348	384
	Supplementary unit for a single row 2-desk bench with cut-outs for round cable ports on L/H and R/H sides. G6F0376 must be ordered separately.	1400	800	740	DND14U-A	303	333
		1600	800	740	DND16U-A	318	355
		1800	800	740	DND18U-A	348	384
	Supplementary unit for a single row 2-desk bench with a cut-out for a round cable port in the middle. G6F0376 must be ordered separately.	1200	800	740	DND12G-A	299	322
		1400	800	740	DND14G-A	303	333
		1600	800	740	DND16G-A	318	355
		1800	800	740	DND18G-A	348	384
	Supplementary unit for a single row 2-desk bench with a scallop cut-out for wire management.	1200	800	740	DND126-A	299	322
		1400	800	740	DND146-A	303	333
		1600	800	740	DND166-A	318	355
		1800	800	740	DND186-A	348	384
	2-desk bench	1000	1240	740	D2S100-A	486	530
		1200	1240	740	D2S120-A	524	584
		1400	1240	740	D2S140-A	568	612
		1600	1240	740	D2S160-A	606	688
	2-desk bench with cut-outs for rectangular grommets on the L/H side. G6F0147 must be ordered separately.	1400	1240	740	D2S141-A	568	612
		1600	1240	740	D2S161-A	606	688
	2-desk bench with cut-outs for rectangular grommets on the R/H side. G6F0147 must be ordered separately.	1400	1240	740	D2S142-A	568	612
		1600	1240	740	D2S162-A	606	688







	Description	W	D	H	Code	Price, GBP (RRP)	
						Melamine:	
						PA01 PA07 PA06 PA02 PA03 PA01PA07 PA01PA15 PA01PA05 PA07PA01 PA02PA15	PA08 PA09 PA04 PA10 PA05 PA04PA05 PA04PA15 PA10PA05 PA05PA15
						Painted metal: MA01 MA02 MA03 MA04 MA05 MA06 MA07	
						Desktop type: 2 (25 mm)	
	2-desk bench with cut-outs for rectangular grommets in the middle. G6F0147 must be ordered separately.	1000	1240	740	D2S103-A	486	530
		1200	1240	740	D2S123-A	524	584
		1400	1240	740	D2S143-A	568	612
		1600	1240	740	D2S163-A	606	688
	2-desk bench with cut-outs for round cable ports on the L/H side. G6F0376 must be ordered separately.	1400	1240	740	D2S144-A	568	612
		1600	1240	740	D2S164-A	606	688
	2-desk bench with cut-outs for round cable ports on the R/H side. G6F0376 must be ordered separately.	1400	1240	740	D2S145-A	568	612
		1600	1240	740	D2S165-A	606	688
	2-desk bench with cut-outs for round cable ports on L/H and R/H sides. G6F0376 must be ordered separately.	1400	1240	740	D2S148-A	568	612
		1600	1240	740	D2S168-A	606	688
	2-desk bench with cut-outs for round cable ports in the middle. G6F0376 must be ordered separately.	1000	1240	740	D2S106-A	486	530
		1200	1240	740	D2S126-A	524	584
		1400	1240	740	D2S146-A	568	612
		1600	1240	740	D2S166-A	606	688
	2-desk bench with scallop cut-outs for wire management.	1000	1240	740	D2S107-A	486	530
		1200	1240	740	D2S127-A	524	584
	2-desk bench with scallop cut-outs for wire management.	1400	1240	740	D2S147-A	568	612
		1600	1240	740	D2S167-A	606	688
	2-desk bench	1200	1440	740	DNS123-A	565	617
		1400	1440	740	DNS143-A	579	623
		1600	1440	740	DNS163-A	611	663
		1800	1440	740	DNS183-A	757	823









	Description	W	D	H	Code	Price, GBP (RRP)	
						Melamine:	
						PA01 PA07 PA06 PA02 PA03 PA01PA07 PA01PA15 PA01PA05 PA07PA01 PA02PA15	PA08 PA09 PA04 PA10 PA05 PA04PA05 PA04PA15 PA10PA05 PA05PA15
						Painted metal: MA01 MA02 MA03 MA04 MA05 MA06 MA07	
						Desktop type: 2 (25 mm)	
	2-desk bench with cut-outs for rectangular grommets on the L/H side. G6F0147 must be ordered separately.	1400	1440	740	DNS14H-A	579	623
		1600	1440	740	DNS16H-A	611	663
		1800	1440	740	DNS18H-A	757	823
	2-desk bench with cut-outs for rectangular grommets on the R/H side. G6F0147 must be ordered separately.	1400	1440	740	DNS14J-A	579	623
		1600	1440	740	DNS16J-A	611	663
		1800	1440	740	DNS18J-A	757	823
	2-desk bench with cut-outs for rectangular grommets in the middle. G6F0147 must be ordered separately.	1200	1440	740	DNS125-A	565	617
		1400	1440	740	DNS145-A	579	623
		1600	1440	740	DNS165-A	611	663
		1800	1440	740	DNS185-A	757	823
	2-desk bench with cut-outs for round cable ports on the L/H side. G6F0376 must be ordered separately.	1400	1440	740	DNS14K-A	579	623
		1600	1440	740	DNS16K-A	611	663
		1800	1440	740	DNS18K-A	757	823
	2-desk bench with cut-outs for round cable ports on the R/H side. G6F0376 must be ordered separately.	1400	1440	740	DNS14L-A	579	623
		1600	1440	740	DNS16L-A	611	663
		1800	1440	740	DNS18L-A	757	823
	2-desk bench with cut-outs for round cable ports on L/H and R/H sides. G6F0376 must be ordered separately.	1400	1440	740	DNS14V-A	579	623
		1600	1440	740	DNS16V-A	611	663
		1800	1440	740	DNS18V-A	757	823
	2-desk bench with cut-outs for round cable ports in the middle. G6F0376 must be ordered separately.	1200	1440	740	DNS12M-A	565	617
		1400	1440	740	DNS14M-A	579	623
		1600	1440	740	DNS16M-A	611	663
		1800	1440	740	DNS18M-A	757	823
	2-desk bench with scallop cut-outs for wire management.	1200	1440	740	DNS127-A	565	617
		1400	1440	740	DNS147-A	579	623
		1600	1440	740	DNS167-A	611	663
	2-desk bench with scallop cut-outs for wire management.	1800	1440	740	DNS187-A	757	823








	Description	W	D	H	Code	Price, GBP (RRP)	
						Melamine:	
						PA01 PA07 PA06 PA02 PA03 PA01PA07 PA01PA15 PA01PA05 PA07PA01 PA02PA15	PA08 PA09 PA04 PA10 PA05 PA04PA05 PA04PA15 PA10PA05 PA05PA15
						Painted metal: MA01 MA02 MA03 MA04 MA05 MA06 MA07	
						Desktop type: 2 (25 mm)	
	2-desk bench	1200	1640	740	DNS122-A	605	651
		1400	1640	740	DNS142-A	613	673
		1600	1640	740	DNS162-A	643	717
		1800	1640	740	DNS182-A	703	775
		2000	1640	740	DNS202-A	753	857
	2-desk bench with cut-outs for rectangular grommets on the L/H side. G6F0147 must be ordered separately.	1400	1640	740	DNS14N-A	613	673
		1600	1640	740	DNS16N-A	643	717
		1800	1640	740	DNS18N-A	703	775
		2000	1640	740	DNS20N-A	753	857
		1400	1640	740	DNS14P-A	613	673
	2-desk bench with cut-outs for rectangular grommets on the R/H side. G6F0147 must be ordered separately.	1600	1640	740	DNS16P-A	643	717
		1800	1640	740	DNS18P-A	703	775
		2000	1640	740	DNS20P-A	753	857
		1200	1640	740	DNS124-A	605	651
		1400	1640	740	DNS144-A	613	673
	2-desk bench with cut-outs for rectangular grommets in the middle. G6F0147 must be ordered separately.	1600	1640	740	DNS164-A	643	717
		1800	1640	740	DNS184-A	703	775
		2000	1640	740	DNS204-A	753	857
		1400	1640	740	DNS14R-A	613	673
		1600	1640	740	DNS16R-A	643	717
	2-desk bench with cut-outs for round cable ports on the L/H side. G6F0376 must be ordered separately.	1800	1640	740	DNS18R-A	703	775
		2000	1640	740	DNS20R-A	753	857
		1400	1640	740	DNS14S-A	613	673
		1600	1640	740	DNS16S-A	643	717
		1800	1640	740	DNS18S-A	703	775
	2-desk bench with cut-outs for round cable ports on the R/H side. G6F0376 must be ordered separately.	2000	1640	740	DNS20S-A	753	857









	Description	W	D	H	Code	Price, GBP (RRP)		
						Melamine:		
						PA01 PA07 PA06 PA02 PA03 PA01PA07 PA01PA15 PA01PA05 PA07PA01 PA02PA15	PA08 PA09 PA04 PA10 PA05 PA04PA05 PA04PA15 PA10PA05 PA05PA15	
						Painted metal: MA01 MA02 MA03 MA04 MA05 MA06 MA07		
						Desktop type: 2 (25 mm)		
	2-desk bench with cut-outs for round cable ports on L/H and R/H sides. G6F0376 must be ordered separately.	1400	1640	740	DNS14Z-A	613	673	
		1600	1640	740	DNS16Z-A	643	717	
		1800	1640	740	DNS18Z-A	703	775	
		2000	1640	740	DNS20Z-A	753	857	
		2-desk bench with cut-outs for round cable ports in the middle. G6F0376 must be ordered separately.	1200	1640	740	DNS12T-A	605	651
			1400	1640	740	DNS14T-A	613	673
			1600	1640	740	DNS16T-A	643	717
			1800	1640	740	DNS18T-A	703	775
		2-desk bench with scallop cut-outs for wire management.	1200	1640	740	DNS126-A	605	651
			1400	1640	740	DNS146-A	613	673
			1600	1640	740	DNS166-A	643	717
			1800	1640	740	DNS186-A	703	775
	4-desk bench	2400	1440	740	DNS243-A	1064	1168	
		2800	1440	740	DNS283-A	1092	1180	
		3200	1440	740	DNS323-A	1156	1260	
		3600	1440	740	DNS363-A	1448	1580	
	4-desk bench with cut-outs for rectangular grommets on the L/H side. G6F0147 must be ordered separately.	2800	1440	740	D4S280-A	1092	1180	
		3200	1440	740	D4S320-A	1156	1260	
		3600	1440	740	D4S360-A	1448	1580	
	4-desk bench with cut-outs for rectangular grommets on the R/H side. G6F0147 must be ordered separately.	2800	1440	740	D4S281-A	1092	1180	
		3200	1440	740	D4S321-A	1156	1260	
		3600	1440	740	D4S361-A	1448	1580	
	4-desk bench with cut-outs for rectangular grommets in the middle. G6F0147 must be ordered separately.	2400	1440	740	DNS245-A	1064	1168	
		2800	1440	740	DNS285-A	1092	1180	
		3200	1440	740	DNS325-A	1156	1260	
		3600	1440	740	DNS365-A	1448	1580	






	Description	W	D	H	Code	Price, GBP (RRP)	
						Melamine:	
						PA01 PA07 PA06 PA02 PA03 PA01PA07 PA01PA15 PA01PA05 PA07PA01 PA02PA15	PA08 PA09 PA04 PA10 PA05 PA04PA05 PA04PA15 PA10PA05 PA05PA15
						Painted metal: MA01 MA02 MA03 MA04 MA05 MA06 MA07	
						Desktop type: 2 (25 mm)	
	4-desk bench with cut-outs for round cable ports on the L/H side. G6F0376 must be ordered separately.	2800	1440	740	D4S282-A	1092	1180
		3200	1440	740	D4S322-A	1156	1260
		3600	1440	740	D4S362-A	1448	1580
	4-desk bench with cut-outs for round cable ports on the R/H side. G6F0376 must be ordered separately.	2800	1440	740	D4S283-A	1092	1180
		3200	1440	740	D4S323-A	1156	1260
		3600	1440	740	D4S363-A	1448	1580
	4-desk bench with cut-outs for round cable ports on L/H and R/H sides. G6F0376 must be ordered separately.	2800	1440	740	D4S28A-A	1092	1180
		3200	1440	740	D4S32A-A	1156	1260
		3600	1440	740	D4S36A-A	1448	1580
	4-desk bench with cut-outs for round cable ports in the middle. G6F0376 must be ordered separately.	2400	1440	740	D4S244-A	1064	1168
		2800	1440	740	D4S284-A	1092	1180
		3200	1440	740	D4S324-A	1156	1260
		3600	1440	740	D4S364-A	1448	1580
	4-desk bench with scallop cut-outs for wire management.	2400	1440	740	DNS249-A	1064	1168
		2800	1440	740	DNS289-A	1092	1180
		3200	1440	740	DNS329-A	1156	1260
		3600	1440	740	DNS369-A	1448	1580
	4-desk bench	2400	1640	740	DNS242-A	1147	1239
		2800	1640	740	DNS282-A	1163	1283
		3200	1640	740	DNS322-A	1223	1371
		3600	1640	740	DNS362-A	1343	1487
	4-desk bench with cut-outs for rectangular grommets on the L/H side. G6F0147 must be ordered separately.	2800	1640	740	D4S285-A	1163	1283
		3200	1640	740	D4S325-A	1223	1371
		3600	1640	740	D4S365-A	1343	1487
	4-desk bench with cut-outs for rectangular grommets on the R/H side. G6F0147 must be ordered separately.	2800	1640	740	D4S286-A	1163	1283
		3200	1640	740	D4S326-A	1223	1371
		3600	1640	740	D4S366-A	1343	1487

	Description	W	D	H	Code	Price, GBP (RRP)	
						Melamine:	
						PA01 PA07 PA06	PA08 PA09 PA04
						PA02 PA03	PA10 PA05
						PA01PA07	PA04PA05
						PA01PA15	PA04PA15
						PA01PA05	PA10PA05
						PA07PA01	PA05PA15
						PA02PA15	
						Painted metal: MA01 MA02 MA03 MA04	
						MA05 MA06 MA07	
						Desktop type: 2 (25 mm)	
	4-desk bench with cut-outs for rectangular grommets in the middle. G6F0147 must be ordered separately.	2400	1640	740	DNS244-A	1147	1239
		2800	1640	740	DNS284-A	1163	1283
		3200	1640	740	DNS324-A	1223	1371
		3600	1640	740	DNS364-A	1343	1487
	4-desk bench with cut-outs for round cable ports on the L/H side. G6F0376 must be ordered separately.	2800	1640	740	D4S287-A	1163	1283
		3200	1640	740	D4S327-A	1223	1371
		3600	1640	740	D4S367-A	1343	1487
	4-desk bench with cut-outs for round cable ports on R/H side. G6F0376 must be ordered separately.	2800	1640	740	D4S288-A	1163	1283
		3200	1640	740	D4S328-A	1223	1371
		3600	1640	740	D4S368-A	1343	1487
	4-desk bench with cut-outs for round cable ports on L/H and R/H sides. G6F0376 must be ordered separately.	2800	1640	740	D4S28B-A	1163	1283
		3200	1640	740	D4S32B-A	1223	1371
		3600	1640	740	D4S36B-A	1343	1487
	4-desk bench with cut-outs for round cable ports in the middle. G6F0376 must be ordered separately.	2400	1640	740	D4S249-A	1147	1239
		2800	1640	740	D4S289-A	1163	1283
		3200	1640	740	D4S329-A	1223	1371
		3600	1640	740	D4S369-A	1343	1487
	4-desk bench with scallop cut-outs for wire management.	2400	1640	740	DNS247-A	1147	1239
		2800	1640	740	DNS287-A	1163	1283
		3200	1640	740	DNS327-A	1223	1371
		3600	1640	740	DNS367-A	1343	1487

	Description	W	D	H	Code	Price, GBP (RRP)	
						Melamine:	
						PA01 PA07 PA06 PA02 PA03 PA01PA07 PA01PA15 PA01PA05 PA07PA01 PA02PA15	PA08 PA09 PA04 PA10 PA05 PA04PA05 PA04PA15 PA10PA05 PA05PA15
						Painted metal: MA01 MA02 MA03 MA04 MA05 MA06 MA07	
						Desktop type: 2 (25 mm)	
	End desk for desk benches	1240	600	740	DNE120-A	322	352
		1440	700	740	DNE140-A	362	407
		1640	800	740	DNE160-A	403	451
	End desk for desk benches with a cut-out for a rectangular grommet on the L/H side. G6F0147 must be ordered separately.	1440	700	740	DNE141-A	362	407
		1640	800	740	DNE161-A	403	451
	End desk for desk benches with a cut-out for a rectangular grommet on the R/H side. G6F0147 must be ordered separately.	1440	700	740	DNE142-A	362	407
		1640	800	740	DNE162-A	403	451
	End desk for desk benches with a cut-out for a rectangular grommet in the middle. G6F0147 must be ordered separately.	1240	600	740	DNE123-A	322	352
		1440	700	740	DNE143-A	362	407
		1640	800	740	DNE163-A	403	451
	End desk for desk benches with a cut-out for a round cable port on the L/H side. G6F0376 must be ordered separately.	1440	700	740	DNE144-A	362	407
		1640	800	740	DNE164-A	403	451
	End desk for desk benches with a cut-out for a round cable port on the R/H side. G6F0376 must be ordered separately.	1440	700	740	DNE145-A	362	407
		1640	800	740	DNE165-A	403	451
	End desk for desk benches with cut-outs for round cable ports on L/H and R/H sides. G6F0376 must be ordered separately.	1440	700	740	DNE148-A	362	407
		1640	800	740	DNE168-A	403	451
	End desk for desk benches with a cut-out for a round cable port in the middle. G6F0376 must be ordered separately.	1240	600	740	DNE126-A	322	352
		1440	700	740	DNE146-A	362	407
		1640	800	740	DNE166-A	403	451
	End desk for desk benches with a scallop cut-out for wire management.	1240	600	740	DNE127-A	322	352
		1440	700	740	DNE147-A	362	407
		1640	800	740	DNE167-A	403	451

	Description	W	D	H	Code	Price, GBP (RRP)	
						Melamine:	
						PA01 PA07 PA06	PA08 PA09 PA04
						PA02 PA03	PA10 PA05
						PA01PA07	PA04PA05
						PA01PA15	PA04PA15
						PA01PA05	PA10PA05
						PA07PA01	PA05PA15
						PA02PA15	
						Painted metal: MA01 MA02 MA03 MA04	
						MA05 MA06 MA07	
						Desktop type: 2 (25 mm)	
	Crescent desk (L/H)	1400	1200	740	DNL140-A	470	518
		1600	1200	740	DNL160-A	491	536
		1800	1200	740	DNL180-A	518	559
	Crescent desk (R/H)	1400	1200	740	DNR140-A	470	518
		1600	1200	740	DNR160-A	491	536
		1800	1200	740	DNR180-A	518	559
	Crescent desk (L/H) with a cut-out for a rectangular grommet on the L/H side. G6F0147 must be ordered separately.	1400	1200	740	DNL141-A	470	518
		1600	1200	740	DNL161-A	491	536
		1800	1200	740	DNL181-A	518	559
	Crescent desk (R/H) with a cut-out for a rectangular grommet on the R/H side. G6F0147 must be ordered separately.	1400	1200	740	DNR141-A	470	518
		1600	1200	740	DNR161-A	491	536
		1800	1200	740	DNR181-A	518	559
	Crescent desk (L/H) with a cut-out for a round cable port on the L/H side. G6F0376 must be ordered separately.	1400	1200	740	DNL144-A	470	518
		1600	1200	740	DNL164-A	491	536
		1800	1200	740	DNL184-A	518	559
	Crescent desk (R/H) with a cut-out for a round cable port on the R/H side. G6F0376 must be ordered separately.	1400	1200	740	DNR144-A	470	518
		1600	1200	740	DNR164-A	491	536
		1800	1200	740	DNR184-A	518	559
	Return table (edge w=600 mm)	800	600	740	DNC080-A	196	207
	Return table for desk benches	1440	600	740	DNC141-U	207	218
		1640	600	740	DNC161-U	214	233

	Description	W	D	H	Code	Price, GBP (RRP)	
						Melamine:	
						PA01 PA07 PA06	PA08 PA09 PA04
						PA02 PA03	PA10 PA05
						PA01PA07	PA04PA05
						PA01PA15	PA10PA05
						PA01PA05	PA05PA15
						PA07PA01	
						PA02PA15	
						Painted metal: MA01 MA02 MA03 MA04	
						MA05 MA06 MA07	
						Desktop type: 2 (25 mm)	
	Desk	1000	600	740	DNA104-O	288	310
		1200	600	740	DNA124-O	307	337
		1400	600	740	DNA144-O	329	351
		1600	600	740	DNA164-O	348	389
	Desk with a cut-out for a rectangular grommet on the L/H side. G6F0147 must be ordered separately.	1400	600	740	DNA14E-O	329	351
		1600	600	740	DNA16E-O	348	389
	Desk with a cut-out for a rectangular grommet on the R/H side. G6F0147 must be ordered separately.	1400	600	740	DNA14F-O	329	351
		1600	600	740	DNA16F-O	348	389
	Desk with a cut-out for a rectangular grommet in the middle. G6F0147 must be ordered separately.	1000	600	740	DNA10G-O	288	310
		1200	600	740	DNA12G-O	307	337
		1400	600	740	DNA14G-O	329	351
		1600	600	740	DNA16G-O	348	389
	Desk with a cut-out for a round cable port on the L/H side. G6F0376 must be ordered separately.	1400	600	740	DNA14H-O	329	351
		1600	600	740	DNA16H-O	348	389
	Desk with a cut-out for a round cable port on the R/H side. G6F0376 must be ordered separately.	1400	600	740	DNA14J-O	329	351
		1600	600	740	DNA16J-O	348	389
	Desk with cut-outs for round cable ports on L/H and R/H sides. G6F0376 must be ordered separately.	1400	600	740	DNA14X-O	329	351
		1600	600	740	DNA16X-O	348	389
	Desk with a cut-out for a round cable port in the middle. G6F0376 must be ordered separately.	1000	600	740	DNA10K-O	288	310
		1200	600	740	DNA12K-O	307	337
		1400	600	740	DNA14K-O	329	351
		1600	600	740	DNA16K-O	348	389

	Description	W	D	H	Code	Price, GBP (RRP)	
						Melamine:	
						PA01 PA07 PA06 PA02 PA03 PA01PA07 PA01PA15 PA01PA05 PA07PA01 PA02PA15	PA08 PA09 PA04 PA10 PA05 PA04PA05 PA04PA15 PA10PA05 PA05PA15
						Painted metal: MA01 MA02 MA03 MA04 MA05 MA06 MA07	
						Desktop type: 2 (25 mm)	
	Desk with a scallop cut-out for wire management.	1000	600	740	DNA10L-O	288	310
		1200	600	740	DNA12L-O	307	337
		1400	600	740	DNA14L-O	329	351
		1600	600	740	DNA16L-O	348	389
	Desk	1200	700	740	DNA122-O	336	362
		1400	700	740	DNA142-O	343	365
		1600	700	740	DNA162-O	359	385
		1800	700	740	DNA182-O	432	465
	Desk with a cut-out for a rectangular grommet on the L/H side. G6F0147 must be ordered separately.	1400	700	740	DNA14M-O	343	365
		1600	700	740	DNA16M-O	359	385
		1800	700	740	DNA18M-O	432	465
	Desk with a cut-out for a rectangular grommet on the R/H side. G6F0147 must be ordered separately.	1400	700	740	DNA14N-O	343	365
		1600	700	740	DNA16N-O	359	385
		1800	700	740	DNA18N-O	432	465
	Desk with a cut-out for a rectangular grommet in the middle. G6F0147 must be ordered separately.	1200	700	740	DNA123-O	336	362
		1400	700	740	DNA143-O	343	365
		1600	700	740	DNA163-O	359	385
		1800	700	740	DNA183-O	432	465

	Description	W	D	H	Code	Price, GBP (RRP)	
--	-------------	---	---	---	------	------------------	--

Melamine:

PA01 PA07 PA06
 PA02 PA03
 PA01PA07
 PA01PA15
 PA01PA05
 PA07PA01
 PA02PA15

PA08 PA09 PA04
 PA10 PA05
 PA04PA05
 PA04PA15
 PA10PA05
 PA05PA15

Painted metal: MA01 MA02 MA03 MA04
 MA05 MA06 MA07

Desktop type: 2 (25 mm)



Desk with a cut-out for a round cable port on the L/H side. G6F0376 must be ordered separately.

1400	700	740	DNA14P-O	343	365
1600	700	740	DNA16P-O	359	385
1800	700	740	DNA18P-O	432	465



Desk with a cut-out for a round cable port on the R/H side. G6F0376 must be ordered separately.

1400	700	740	DNA14R-O	343	365
1600	700	740	DNA16R-O	359	385
1800	700	740	DNA18R-O	432	465



Desk with cut-outs for round cable ports on L/H and R/H sides. G6F0376 must be ordered separately.

1400	700	740	DNA14W-O	343	365
1600	700	740	DNA16W-O	359	385
1800	700	740	DNA18W-O	432	465









Desk with a cut-out for a round cable port in the middle. G6F0376 must be ordered separately.






1200	700	740	DNA12S-O	336	362
1400	700	740	DNA14S-O	343	365
1600	700	740	DNA16S-O	359	385
1800	700	740	DNA18S-O	432	465


















Desk with a scallop cut-out for wire management.









1200	700	740	DNA126-O	336	362
1400	700	740	DNA146-O	343	365
1600	700	740	DNA166-O	359	385
1800	700	740	DNA186-O	432	465






	Description	W	D	H	Code	Price, GBP (RRP)	
						Melamine:	
						PA01 PA07 PA06 PA02 PA03 PA01PA07 PA01PA15 PA01PA05 PA07PA01 PA02PA15	PA08 PA09 PA04 PA10 PA05 PA04PA05 PA04PA15 PA10PA05 PA05PA15
						Painted metal: MA01 MA02 MA03 MA04 MA05 MA06 MA07	
						Desktop type: 2 (25 mm)	
	Desk	1200	800	740	DNA120-O	358	381
		1400	800	740	DNA140-O	362	392
		1600	800	740	DNA160-O	377	414
		1800	800	740	DNA180-O	407	443
		2000	800	740	DNA200-O	432	484
	Desk with a cut-out for a rectangular grommet on the L/H side. G6F0147 must be ordered separately.	1400	800	740	DNA14T-O	362	392
		1600	800	740	DNA16T-O	377	414
		1800	800	740	DNA18T-O	407	443
		2000	800	740	DNA20T-O	432	484
	Desk with a cut-out for a rectangular grommet on the R/H side. G6F0147 must be ordered separately.	1400	800	740	DNA14U-O	362	392
		1600	800	740	DNA16U-O	377	414
		1800	800	740	DNA18U-O	407	443
		2000	800	740	DNA20U-O	432	484
	Desk with a cut-out for a rectangular grommet in the middle. G6F0147 must be ordered separately.	1200	800	740	DNA121-O	358	381
		1400	800	740	DNA141-O	362	392
		1600	800	740	DNA161-O	377	414
		1800	800	740	DNA181-O	407	443
		2000	800	740	DNA201-O	432	484
	Desk with a cut-out for a round cable port on the L/H side. G6F0376 must be ordered separately.	1400	800	740	DNA14V-O	362	392
		1600	800	740	DNA16V-O	377	414
		1800	800	740	DNA18V-O	407	443
		2000	800	740	DNA20V-O	432	484
	Desk with a cut-out for a round cable port on the R/H side. G6F0376 must be ordered separately.	1400	800	740	DNA14Y-O	362	392
		1600	800	740	DNA16Y-O	377	414
		1800	800	740	DNA18Y-O	407	443
		2000	800	740	DNA20Y-O	432	484








	Description	W	D	H	Code	Price, GBP (RRP)	
						Melamine:	
						PA01 PA07 PA06	PA08 PA09 PA04
						PA02 PA03	PA10 PA05
						PA01PA07	PA04PA05
						PA01PA15	PA04PA15
						PA01PA05	PA10PA05
						PA07PA01	PA05PA15
						PA02PA15	
						Painted metal: MA01 MA02 MA03 MA04	
						MA05 MA06 MA07	
						Desktop type: 2 (25 mm)	
	Desk with cut-outs for round cable ports on L/H and R/H sides. G6F0376 must be ordered separately.	1400	800	740	DNA14Q-O	362	392
		1600	800	740	DNA16Q-O	377	414
		1800	800	740	DNA18Q-O	407	443
		2000	800	740	DNA20Q-O	432	484
	Desk with a cut-out for a round cable port in the middle. G6F0376 must be ordered separately.	1200	800	740	DNA12Z-O	358	381
		1400	800	740	DNA14Z-O	362	392
		1600	800	740	DNA16Z-O	377	414
		1800	800	740	DNA18Z-O	407	443
	Desk with a scallop cut-out for wire management.	1200	800	740	DNA125-O	358	381
		1400	800	740	DNA145-O	362	392
		1600	800	740	DNA165-O	377	414
		1800	800	740	DNA185-O	407	443
	Single row 2-desk bench	2400	800	740	DNS240-O	657	703
		2800	800	740	DNS280-O	665	725
		3200	800	740	DNS320-O	695	769
		3600	800	740	DNS360-O	755	827
	Single row 2-desk bench with cut-outs for rectangular grommets on the L/H side. G6F0147 must be ordered separately.	2800	800	740	DNS28C-O	665	725
		3200	800	740	DNS32C-O	695	769
		3600	800	740	DNS36C-O	755	827
	Single row 2-desk bench with cut-outs for rectangular grommets on the R/H side. G6F0147 must be ordered separately.	2800	800	740	DNS28D-O	665	725
		3200	800	740	DNS32D-O	695	769
		3600	800	740	DNS36D-O	755	827

	Description	W	D	H	Code	Price, GBP (RRP)	
						Melamine:	
						PA01 PA07 PA06 PA02 PA03 PA01PA07 PA01PA15 PA01PA05 PA07PA01 PA02PA15	PA08 PA09 PA04 PA10 PA05 PA04PA05 PA04PA15 PA10PA05 PA05PA15
						Painted metal: MA01 MA02 MA03 MA04 MA05 MA06 MA07	
						Desktop type: 2 (25 mm)	
	Single row 2-desk bench with cut-outs for rectangular grommets in the middle. G6F0147 must be ordered separately.	2400	800	740	DNS241-O	657	703
		2800	800	740	DNS281-O	665	725
		3200	800	740	DNS321-O	695	769
		3600	800	740	DNS361-O	755	827
	Single row 2-desk bench with cut-outs for round cable ports on the L/H side. G6F0376 must be ordered separately.	2800	800	740	DNS28E-O	665	725
		3200	800	740	DNS32E-O	695	769
		3600	800	740	DNS36E-O	755	827
	Single row 2-desk bench with cut-outs for round cable ports on the R/H side. G6F0376 must be ordered separately.	2800	800	740	DNS28F-O	665	725
		3200	800	740	DNS32F-O	695	769
		3600	800	740	DNS36F-O	755	827
	Single row 2-desk bench with cut-outs for round cable ports on L/H and R/H sides. G6F0376 must be ordered separately	2800	800	740	DNS28U-O	665	725
		3200	800	740	DNS32U-O	695	769
		3600	800	740	DNS36U-O	755	827
	Single row 2-desk bench with cut-outs for round cable ports in the middle. G6F0376 must be ordered separately.	2400	800	740	DNS24G-O	657	703
		2800	800	740	DNS28G-O	665	725
		3200	800	740	DNS32G-O	695	769
		3600	800	740	DNS36G-O	755	827
	Single row 2-desk bench with scallop cut-outs for wire management.	2400	800	740	DNS246-O	657	703
		2800	800	740	DNS286-O	665	725
		3200	800	740	DNS326-O	695	769
		3600	800	740	DNS366-O	755	827
	Supplementary unit for a single row 2-desk bench	1200	800	740	DND120-O	299	322
		1400	800	740	DND140-O	303	333
		1600	800	740	DND160-O	318	355
		1800	800	740	DND180-O	348	384









	Description	W	D	H	Code	Price, GBP (RRP)	
						Melamine:	
						PA01 PA07 PA06	PA08 PA09 PA04
						PA02 PA03	PA10 PA05
						PA01PA07	PA04PA05
						PA01PA15	PA04PA15
						PA01PA05	PA10PA05
						PA07PA01	PA05PA15
						PA02PA15	
						Painted metal: MA01 MA02 MA03 MA04	
						MA05 MA06 MA07	
						Desktop type: 2 (25 mm)	
	Supplementary unit for a single row 2-desk bench with a cut-out for a rectangular grommet on the L/H side. G6F0147 must be ordered separately.	1400	800	740	DND14C-O	303	333
		1600	800	740	DND16C-O	318	355
		1800	800	740	DND18C-O	348	384
	Supplementary unit for a single row 2-desk bench with a cut-out for a rectangular grommet on the R/H side. G6F0147 must be ordered separately.	1400	800	740	DND14D-O	303	333
		1600	800	740	DND16D-O	318	355
		1800	800	740	DND18D-O	348	384
	Supplementary unit for a single row 2-desk bench with a cut-out for a rectangular grommet in the middle. G6F0147 must be ordered separately.	1200	800	740	DND12I-O	299	322
		1400	800	740	DND14I-O	303	333
		1600	800	740	DND16I-O	318	355
	Supplementary unit for a single row 2-desk bench with a cut-out for a round cable port on the L/H side. G6F0376 must be ordered separately.	1400	800	740	DND14E-O	303	333
		1600	800	740	DND16E-O	318	355
		1800	800	740	DND18E-O	348	384
	Supplementary unit for a single row 2-desk bench with a cut-out for a round cable port on the R/H side. G6F0376 must be ordered separately.	1400	800	740	DND14F-O	303	333
		1600	800	740	DND16F-O	318	355
		1800	800	740	DND18F-O	348	384
	Supplementary unit for a single row 2-desk bench with cut-outs for round cable ports on L/H and R/H sides. G6F0376 must be ordered separately.	1400	800	740	DND14U-O	303	333
		1600	800	740	DND16U-O	318	355
		1800	800	740	DND18U-O	348	384
	Supplementary unit for a single row 2-desk bench with a cut-out for a round cable port in the middle. G6F0376 must be ordered separately.	1200	800	740	DND12G-O	299	322
		1400	800	740	DND14G-O	303	333
		1600	800	740	DND16G-O	318	355
	Supplementary unit for a single row 2-desk bench with a scallop cut-out for wire management.	1800	800	740	DND18G-O	348	384
		1200	800	740	DND126-O	299	322
		1400	800	740	DND146-O	303	333
		1600	800	740	DND166-O	318	355
		1800	800	740	DND186-O	348	384








	Description	W	D	H	Code	Price, GBP (RRP)	
						Melamine:	
						PA01 PA07 PA06 PA02 PA03 PA01PA07 PA01PA15 PA01PA05 PA07PA01 PA02PA15	PA08 PA09 PA04 PA10 PA05 PA04PA05 PA04PA15 PA10PA05 PA05PA15
						Painted metal: MA01 MA02 MA03 MA04 MA05 MA06 MA07	
						Desktop type: 2 (25 mm)	
	2-desk bench	1000	1240	740	D2S100-O	486	530
		1200	1240	740	D2S120-O	524	584
		1400	1240	740	D2S140-O	568	612
		1600	1240	740	D2S160-O	606	688
	2-desk bench with cut-outs for rectangular grommets on the L/H side. G6F0147 must be ordered separately.	1400	1240	740	D2S141-O	568	612
		1600	1240	740	D2S161-O	606	688
	2-desk bench with cut-outs for rectangular grommets on the R/H side. G6F0147 must be ordered separately.	1400	1240	740	D2S142-O	568	612
		1600	1240	740	D2S162-O	606	688
	2-desk bench with cut-outs for rectangular grommets in the middle. G6F0147 must be ordered separately.	1000	1240	740	D2S103-O	486	530
		1200	1240	740	D2S123-O	524	584
		1400	1240	740	D2S143-O	568	612
		1600	1240	740	D2S163-O	606	688
	2-desk bench with cut-outs for round cable ports on the L/H side. G6F0376 must be ordered separately.	1400	1240	740	D2S144-O	568	612
		1600	1240	740	D2S164-O	606	688
	2-desk bench with cut-outs for round cable ports on the R/H side. G6F0376 must be ordered separately.	1400	1240	740	D2S145-O	568	612
		1600	1240	740	D2S165-O	606	688
	2-desk bench with cut-outs for round cable ports on L/H and R/H sides. G6F0376 must be ordered separately.	1400	1240	740	D2S148-O	568	612
		1600	1240	740	D2S168-O	606	688
	2-desk bench with cut-outs for round cable ports in the middle. G6F0376 must be ordered separately.	1000	1240	740	D2S106-O	486	530
		1200	1240	740	D2S126-O	524	584
		1400	1240	740	D2S146-O	568	612
		1600	1240	740	D2S166-O	606	688

	Description	W	D	H	Code	Price, GBP (RRP)	
						Melamine:	
						PA01 PA07 PA06	PA08 PA09 PA04
						PA02 PA03	PA10 PA05
						PA01PA07	PA04PA05
						PA01PA15	PA04PA15
						PA01PA05	PA10PA05
						PA07PA01	PA05PA15
						PA02PA15	
						Painted metal: MA01 MA02 MA03 MA04	
						MA05 MA06 MA07	
						Desktop type: 2 (25 mm)	
	2-desk bench with scallop cut-outs for wire management.	1000	1240	740	D2S107-O	486	530
		1200	1240	740	D2S127-O	524	584
	2-desk bench with scallop cut-outs for wire management.	1400	1240	740	D2S147-O	568	612
		1600	1240	740	D2S167-O	606	688
	2-desk bench	1200	1440	740	DNS123-O	565	617
		1400	1440	740	DNS143-O	579	623
		1600	1440	740	DNS163-O	611	663
		1800	1440	740	DNS183-O	757	823
	2-desk bench with cut-outs for rectangular grommets on the L/H side. G6F0147 must be ordered separately.	1400	1440	740	DNS14H-O	579	623
		1600	1440	740	DNS16H-O	611	663
		1800	1440	740	DNS18H-O	757	823
	2-desk bench with cut-outs for rectangular grommets on the R/H side. G6F0147 must be ordered separately.	1400	1440	740	DNS14J-O	579	623
		1600	1440	740	DNS16J-O	611	663
		1800	1440	740	DNS18J-O	757	823
	2-desk bench with cut-outs for rectangular grommets in the middle. G6F0147 must be ordered separately.	1200	1440	740	DNS125-O	565	617
		1400	1440	740	DNS145-O	579	623
		1600	1440	740	DNS165-O	611	663
		1800	1440	740	DNS185-O	757	823
	2-desk bench with cut-outs for round cable ports on the L/H side. G6F0376 must be ordered separately.	1400	1440	740	DNS14K-O	579	623
		1600	1440	740	DNS16K-O	611	663
		1800	1440	740	DNS18K-O	757	823
	2-desk bench with cut-outs for round cable ports on the R/H side. G6F0376 must be ordered separately.	1400	1440	740	DNS14L-O	579	623
		1600	1440	740	DNS16L-O	611	663
		1800	1440	740	DNS18L-O	757	823

	Description	W	D	H	Code	Price, GBP (RRP)	
						Melamine:	
						PA01 PA07 PA06 PA02 PA03 PA01PA07 PA01PA15 PA01PA05 PA07PA01 PA02PA15	PA08 PA09 PA04 PA10 PA05 PA04PA05 PA04PA15 PA10PA05 PA05PA15
						Painted metal: MA01 MA02 MA03 MA04 MA05 MA06 MA07	
						Desktop type: 2 (25 mm)	
	2-desk bench with cut-outs for round cable ports on L/H and R/H sides. G6F0376 must be ordered separately.	1400	1440	740	DNS14V-O	579	623
		1600	1440	740	DNS16V-O	611	663
		1800	1440	740	DNS18V-O	757	823
	2-desk bench with cut-outs for round cable ports in the middle. G6F0376 must be ordered separately.	1200	1440	740	DNS12M-O	565	617
		1400	1440	740	DNS14M-O	579	623
		1600	1440	740	DNS16M-O	611	663
		1800	1440	740	DNS18M-O	757	823
	2-desk bench with scallop cut-outs for wire management.	1200	1440	740	DNS127-O	565	617
		1400	1440	740	DNS147-O	579	623
		1600	1440	740	DNS167-O	611	663
	2-desk bench with scallop cut-outs for wire management.	1800	1440	740	DNS187-O	757	823
	2-desk bench	1200	1640	740	DNS122-O	605	651
		1400	1640	740	DNS142-O	613	673
		1600	1640	740	DNS162-O	643	717
		1800	1640	740	DNS182-O	703	775
		2000	1640	740	DNS202-O	753	857
	2-desk bench with cut-outs for rectangular grommets on the L/H side. G6F0147 must be ordered separately.	1400	1640	740	DNS14N-O	613	673
		1600	1640	740	DNS16N-O	643	717
		1800	1640	740	DNS18N-O	703	775
		2000	1640	740	DNS20N-O	753	857
	2-desk bench with cut-outs for rectangular grommets on the R/H side. G6F0147 must be ordered separately.	1400	1640	740	DNS14P-O	613	673
		1600	1640	740	DNS16P-O	643	717
		1800	1640	740	DNS18P-O	703	775
		2000	1640	740	DNS20P-O	753	857

	Description	W	D	H	Code	Price, GBP (RRP)	
						Melamine:	
						PA01 PA07 PA06 PA02 PA03 PA01PA07 PA01PA15 PA01PA05 PA07PA01 PA02PA15	PA08 PA09 PA04 PA10 PA05 PA04PA05 PA04PA15 PA10PA05 PA05PA15
						Painted metal: MA01 MA02 MA03 MA04 MA05 MA06 MA07	
						Desktop type: 2 (25 mm)	
	2-desk bench with cut-outs for rectangular grommets in the middle. G6F0147 must be ordered separately.	1200	1640	740	DNS124-O	605	651
		1400	1640	740	DNS144-O	613	673
		1600	1640	740	DNS164-O	643	717
		1800	1640	740	DNS184-O	703	775
		2000	1640	740	DNS204-O	753	857
	2-desk bench with cut-outs for round cable ports on the L/H side. G6F0376 must be ordered separately.	1400	1640	740	DNS14R-O	613	673
		1600	1640	740	DNS16R-O	643	717
		1800	1640	740	DNS18R-O	703	775
		2000	1640	740	DNS20R-O	753	857
			2-desk bench with cut-outs for round cable ports on the R/H side. G6F0376 must be ordered separately.	1400	1640	740	DNS14S-O
1600	1640			740	DNS16S-O	643	717
1800	1640			740	DNS18S-O	703	775
2000	1640			740	DNS20S-O	753	857
	2-desk bench with cut-outs for round cable ports on L/H and R/H sides. G6F0376 must be ordered separately.			1400	1640	740	DNS14Z-O
		1600	1640	740	DNS16Z-O	643	717
		1800	1640	740	DNS18Z-O	703	775
		2000	1640	740	DNS20Z-O	753	857
			2-desk bench with cut-outs for round cable ports in the middle. G6F0376 must be ordered separately.	1200	1640	740	DNS12T-O
1400	1640			740	DNS14T-O	613	673
1600	1640			740	DNS16T-O	643	717
1800	1640			740	DNS18T-O	703	775
2000	1640			740	DNS20T-O	753	857
	2-desk bench with scallop cut-outs for wire management.	1200	1640	740	DNS126-O	605	651
		1400	1640	740	DNS146-O	613	673
		1600	1640	740	DNS166-O	643	717
		1800	1640	740	DNS186-O	703	775
		2000	1640	740	DNS206-O	753	857

	Description	W	D	H	Code	Price, GBP (RRP)	
						Melamine:	
						PA01 PA07 PA06	PA08 PA09 PA04
						PA02 PA03	PA10 PA05
						PA01PA07	PA04PA05
						PA01PA15	PA04PA15
						PA01PA05	PA10PA05
						PA07PA01	PA05PA15
						PA02PA15	
						Painted metal: MA01 MA02 MA03 MA04	
						MA05 MA06 MA07	
						Desktop type: 2 (25 mm)	
	4-desk bench	2400	1440	740	DNS243-O	1064	1168
		2800	1440	740	DNS283-O	1092	1180
		3200	1440	740	DNS323-O	1156	1260
		3600	1440	740	DNS363-O	1448	1580
	4-desk bench with cut-outs for rectangular grommets on the L/H side. G6F0147 must be ordered separately.	2800	1440	740	D4S280-O	1092	1180
		3200	1440	740	D4S320-O	1156	1260
		3600	1440	740	D4S360-O	1448	1580
	4-desk bench with cut-outs for rectangular grommets on the R/H side. G6F0147 must be ordered separately.	2800	1440	740	D4S281-O	1092	1180
		3200	1440	740	D4S321-O	1156	1260
		3600	1440	740	D4S361-O	1448	1580
	4-desk bench with cut-outs for rectangular grommets in the middle. G6F0147 must be ordered separately.	2400	1440	740	DNS245-O	1064	1168
		2800	1440	740	DNS285-O	1092	1180
		3200	1440	740	DNS325-O	1156	1260
		3600	1440	740	DNS365-O	1448	1580
	4-desk bench with cut-outs for round cable ports on the L/H side. G6F0376 must be ordered separately.	2800	1440	740	D4S282-O	1092	1180
		3200	1440	740	D4S322-O	1156	1260
		3600	1440	740	D4S362-O	1448	1580
	4-desk bench with cut-outs for round cable ports on the R/H side. G6F0376 must be ordered separately.	2800	1440	740	D4S283-O	1092	1180
		3200	1440	740	D4S323-O	1156	1260
		3600	1440	740	D4S363-O	1448	1580
	4-desk bench with cut-outs for round cable ports on L/H and R/H sides. G6F0376 must be ordered separately.	2800	1440	740	D4S28A-O	1092	1180
		3200	1440	740	D4S32A-O	1156	1260
		3600	1440	740	D4S36A-O	1448	1580
	4-desk bench with cut-outs for round cable ports in the middle. G6F0376 must be ordered separately.	2400	1440	740	D4S244-O	1064	1168
		2800	1440	740	D4S284-O	1092	1180
		3200	1440	740	D4S324-O	1156	1260
		3600	1440	740	D4S364-O	1448	1580

	Description	W	D	H	Code	Price, GBP (RRP)	
						Melamine:	
						PA01 PA07 PA06 PA02 PA03 PA01PA07 PA01PA15 PA01PA05 PA07PA01 PA02PA15	PA08 PA09 PA04 PA10 PA05 PA04PA05 PA04PA15 PA10PA05 PA05PA15
						Painted metal: MA01 MA02 MA03 MA04 MA05 MA06 MA07	
						Desktop type: 2 (25 mm)	
	4-desk bench with scallop cut-outs for wire management.	2400	1440	740	DNS249-O	1064	1168
		2800	1440	740	DNS289-O	1092	1180
		3200	1440	740	DNS329-O	1156	1260
		3600	1440	740	DNS369-O	1448	1580
	4-desk bench	2400	1640	740	DNS242-O	1147	1239
		2800	1640	740	DNS282-O	1163	1283
		3200	1640	740	DNS322-O	1223	1371
		3600	1640	740	DNS362-O	1343	1487
	4-desk bench with cut-outs for rectangular grommets on the L/H side. G6F0147 must be ordered separately.	2800	1640	740	D4S285-O	1163	1283
		3200	1640	740	D4S325-O	1223	1371
		3600	1640	740	D4S365-O	1343	1487
	4-desk bench with cut-outs for rectangular grommets on the R/H side. G6F0147 must be ordered separately.	2800	1640	740	D4S286-O	1163	1283
		3200	1640	740	D4S326-O	1223	1371
		3600	1640	740	D4S366-O	1343	1487
	4-desk bench with cut-outs for rectangular grommets in the middle. G6F0147 must be ordered separately.	2400	1640	740	DNS244-O	1147	1239
		2800	1640	740	DNS284-O	1163	1283
		3200	1640	740	DNS324-O	1223	1371
		3600	1640	740	DNS364-O	1343	1487
	4-desk bench with cut-outs for round cable ports on the L/H side. G6F0376 must be ordered separately.	2800	1640	740	D4S287-O	1163	1283
		3200	1640	740	D4S327-O	1223	1371
		3600	1640	740	D4S367-O	1343	1487
	4-desk bench with cut-outs for round cable ports on R/H side. G6F0376 must be ordered separately.	2800	1640	740	D4S288-O	1163	1283
		3200	1640	740	D4S328-O	1223	1371
		3600	1640	740	D4S368-O	1343	1487

	Description	W	D	H	Code	Price, GBP (RRP)	
--	-------------	---	---	---	------	------------------	--

Melamine:

PA01 PA07 PA06 PA02 PA03 PA01PA07 PA01PA15 PA01PA05 PA07PA01 PA02PA15	PA08 PA09 PA04 PA10 PA05 PA04PA05 PA10PA05 PA05PA15
---	---

Painted metal: MA01 MA02 MA03 MA04 MA05 MA06 MA07
--

Desktop type: 2 (25 mm)



4-desk bench with cut-outs for round cable ports on L/H and R/H sides. G6F0376 must be ordered separately.

2800	1640	740	D4S28B-O
3200	1640	740	D4S32B-O
3600	1640	740	D4S36B-O

1163	1283
1223	1371
1343	1487



4-desk bench with cut-outs for round cable ports in the middle. G6F0376 must be ordered separately.

2400	1640	740	D4S249-O
2800	1640	740	D4S289-O
3200	1640	740	D4S329-O
3600	1640	740	D4S369-O

1147	1239
1163	1283
1223	1371
1343	1487



4-desk bench with scallop cut-outs for wire management.

2400	1640	740	DNS247-O
2800	1640	740	DNS287-O
3200	1640	740	DNS327-O
3600	1640	740	DNS367-O

1147	1239
1163	1283
1223	1371
1343	1487

Melamine:







PA01 PA07 PA06 PA02 PA03 PA01PA07 PA01PA05 PA07PA01	PA08 PA09 PA04 PA10 PA05 PA04PA05 PA10PA05
---	---


Painted metal: MA01 MA02 MA03 MA04 MA05 MA06 MA07
--






Panel insert* only for double benches available





1336	595		DNZ102
1536	595		DNZ101

196	203
215	229

	Description	W	D	H	Code	Price, GBP (RRP)	
						Melamine:	
						PA01 PA07 PA06 PA02 PA03 PA01PA07 PA01PA15 PA01PA05 PA07PA01 PA02PA15	PA08 PA09 PA04 PA10 PA05 PA04PA05 PA04PA15 PA10PA05 PA05PA15
						Painted metal: MA01 MA02 MA03 MA04 MA05 MA06 MA07	
						Desktop type: 2 (25 mm)	
	End desk for desk benches	1240	600	740	DNE120-O	322	352
		1440	700	740	DNE140-O	362	407
		1640	800	740	DNE160-O	403	451
	End desk for desk benches with a cut-out for a rectangular grommet on the L/H side. G6F0147 must be ordered separately.	1440	700	740	DNE141-O	362	407
		1640	800	740	DNE161-O	403	451
	End desk for desk benches with a cut-out for a rectangular grommet on the R/H side. G6F0147 must be ordered separately.	1440	700	740	DNE142-O	362	407
		1640	800	740	DNE162-O	403	451
	End desk for desk benches with a cut-out for a rectangular grommet in the middle. G6F0147 must be ordered separately.	1240	600	740	DNE123-O	322	352
		1440	700	740	DNE143-O	362	407
		1640	800	740	DNE163-O	403	451
	End desk for desk benches with a cut-out for a round cable port on the L/H side. G6F0376 must be ordered separately.	1440	700	740	DNE144-O	362	407
		1640	800	740	DNE164-O	403	451
	End desk for desk benches with a cut-out for a round cable port on the R/H side. G6F0376 must be ordered separately.	1440	700	740	DNE145-O	362	407
		1640	800	740	DNE165-O	403	451
	End desk for desk benches with cut-outs for round cable ports on L/H and R/H sides. G6F0376 must be ordered separately.	1440	700	740	DNE148-O	362	407
		1640	800	740	DNE168-O	403	451
	End desk for desk benches with a cut-out for a round cable port in the middle. G6F0376 must be ordered separately.	1240	600	740	DNE126-O	322	352
		1440	700	740	DNE146-O	362	407
		1640	800	740	DNE166-O	403	451
	End desk for desk benches with a scallop cut-out for wire management.	1240	600	740	DNE127-O	322	352
		1440	700	740	DNE147-O	362	407
		1640	800	740	DNE167-O	403	451

	Description	W	D	H	Code	Price, GBP (RRP)	
						Melamine:	
						PA01 PA07 PA06 PA02 PA03 PA01 PA07 PA01 PA15 PA01 PA05 PA07 PA01 PA02 PA15	PA08 PA09 PA04 PA10 PA05 PA04 PA05 PA04 PA15 PA10 PA05 PA05 PA15
						Painted metal: MA01 MA02 MA03 MA04 MA05 MA06 MA07	
						Desktop type: 2 (25 mm)	
	Crescent desk (L/H)	1400	1200	740	DNL140-O	470	518
		1600	1200	740	DNL160-O	491	536
		1800	1200	740	DNL180-O	518	559
	Crescent desk (R/H)	1400	1200	740	DNR140-O	470	518
		1600	1200	740	DNR160-O	491	536
		1800	1200	740	DNR180-O	518	559
	Crescent desk (L/H) with a cut-out for a rectangular grommet on the L/H side. G6F0147 must be ordered separately.	1400	1200	740	DNL141-O	470	518
		1600	1200	740	DNL161-O	491	536
		1800	1200	740	DNL181-O	518	559
	Crescent desk (R/H) with a cut-out for a rectangular grommet on the R/H side. G6F0147 must be ordered separately.	1400	1200	740	DNR141-O	470	518
		1600	1200	740	DNR161-O	491	536
		1800	1200	740	DNR181-O	518	559
	Crescent desk (L/H) with a cut-out for a round cable port on the L/H side. G6F0376 must be ordered separately.	1400	1200	740	DNL144-O	470	518
		1600	1200	740	DNL164-O	491	536
		1800	1200	740	DNL184-O	518	559
	Crescent desk (R/H) with a cut-out for a round cable port on the R/H side. G6F0376 must be ordered separately.	1400	1200	740	DNR144-O	470	518
		1600	1200	740	DNR164-O	491	536
		1800	1200	740	DNR184-O	518	559
	Return table (edge w=600 mm)	800	600	740	DNC080-O	196	207
	Return table for desk benches	1440	600	740	DNC141-U	207	218
		1640	600	740	DNC161-U	214	233

	Description	W	D	H	Code	Price, GBP (RRP)	
						Melamine:	
						PA01 PA07 PA06 PA02 PA03 PA01PA07 PA01PA15 PA01PA05 PA07PA01 PA02PA15	PA08 PA09 PA04 PA10 PA05 PA04PA05 PA04PA15 PA10PA05 PA05PA15
						Painted metal: MA01 MA02 MA03 MA04 MA05 MA06 MA07	
						Desktop type: 2 (25 mm)	
	Manual height adjustable desk	1200	800	620-850	DNA120-UH	458	481
		1400	800	620-850	DNA140-UH	462	492
		1600	800	620-850	DNA160-UH	477	514
		1800	800	620-850	DNA180-UH	507	543
	Manual height adjustable desk with a cut-out for a rectangular grommet on the L/H side. G6F0147 must be ordered separately.	1400	800	620-850	DNA14T-UH	462	492
		1600	800	620-850	DNA16T-UH	477	514
		1800	800	620-850	DNA18T-UH	507	543
	Manual height adjustable desk with a cut-out for a rectangular grommet on the R/H side. G6F0147 must be ordered separately.	1400	800	620-850	DNA14U-UH	462	492
		1600	800	620-850	DNA16U-UH	477	514
		1800	800	620-850	DNA18U-UH	507	543
	Manual height adjustable desk with a cut-out for a rectangular grommet in the middle. G6F0147 must be ordered separately.	1200	800	620-850	DNA121-UH	458	481
		1400	800	620-850	DNA141-UH	462	492
		1600	800	620-850	DNA161-UH	477	514
		1800	800	620-850	DNA181-UH	507	543
	Manual height adjustable desk with a cut-out for a round cable port on the L/H side. G6F0376 must be ordered separately.	1400	800	620-850	DNA14V-UH	462	492
		1600	800	620-850	DNA16V-UH	477	514
		1800	800	620-850	DNA18V-UH	507	543

	Description	W	D	H	Code	Price, GBP (RRP)	
						Melamine:	
						PA01 PA07 PA06 PA02 PA03 PA01PA07 PA01PA15 PA01PA05 PA07PA01 PA02PA15	PA08 PA09 PA04 PA10 PA05 PA04PA05 PA04PA15 PA10PA05 PA05PA15
						Painted metal: MA01 MA02 MA03 MA04 MA05 MA06 MA07	
						Desktop type: 2 (25 mm)	
	Manual height adjustable desk with a cut-out for a round cable port on the R/H side. G6F0376 must be ordered separately.	1400	800	620-850	DNA14Y-UH	462	492
		1600	800	620-850	DNA16Y-UH	477	514
		1800	800	620-850	DNA18Y-UH	507	543
	Manual height adjustable desk with cut-outs for round cable ports on L/H and R/H sides. G6F0376 must be ordered separately.	1400	800	620-850	DNA14Q-UH	462	492
		1600	800	620-850	DNA16Q-UH	477	514
		1800	800	620-850	DNA18Q-UH	507	543
	Manual height adjustable desk with a cut-out for a round cable port in the middle. G6F0376 must be ordered separately.	1200	800	620-850	DNA12Z-UH	458	481
		1400	800	620-850	DNA14Z-UH	462	492
		1600	800	620-850	DNA16Z-UH	477	514
	Manual height adjustable desk with a scallop cut-out for wire management.	1800	800	620-850	DNA18Z-UH	507	543
		1200	800	620-850	DNA125-UH	458	481
		1400	800	620-850	DNA145-UH	462	492
		1600	800	620-850	DNA165-UH	477	514
		1800	800	620-850	DNA185-UH	507	543

T-EASY desks

Quality standard

LST EN 527-1:2011

LST EN 527-2:2003

Cable management solutions ETL Listed to UL1283 (ECA) and UL962A (OE Electrics)



Technical information

Desktop

25 mm MFC (melamine) with 2 mm ABS edging;
With or without a cut-out for grommet and wire management;
With or without a scallop for wire management.

Adjustable telescopic frame

Side support steel L shape 50x30x460 mm;
Square steel pipe 50x25x554 mm;
Steel pipe part for adjustment 40x20x920 mm;
Adjustment range - 600 mm;
Powder coated metal, matches the colour of columns and feet.

Columns

Metal tube - 80x40 mm;
Powder coated metal.

Feet type W

Metal sheet 700x70x30 mm with welded profile for stability;
Height - 30 mm;
Plastic feet with height levelling (+10 mm);
Powder coated metal; matches the colour of frame.

Feet type I

Metal tube - 79x60x30 mm;
Plastic feet with height levelling (+10 mm);
Powder coated metal; matches the colour of frame.



Feet type W



Feet type I

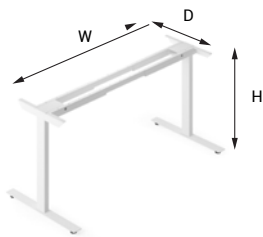
Must be ordered

(for desktops with cut-out)

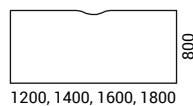
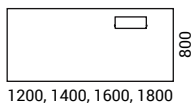
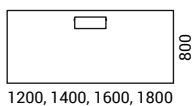
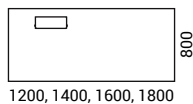



Metal grommet:
317x119 mm, H=27 mm

Range



W 1116-1716
D 700, 800
H 715









ORDERING EXAMPLE

Code structure



DZT146.	MA03.	I
Product	Metal	Feet type

	Description	W	D	H	Code	Price, GBP (RRP)	
						Metal: MA01 MA02 MA03 MA04	
						Type of metal feet:	
						I	W
	* - Depending on the choice of feet type Telescopic frame with legs for 1200-1800mm desktops	1116-1716	700/800*	725/715*	DZT146	326	374
						Melamine:	
						PA06 PA07 PA09 PA10 PA01 PA08 PA04 PA03 PA02 PA05	
						Type of button: B T L M	
	Desktop	1200	800	25	G2A0G51	85	115
		1400	800	25	G2A0G52	89	126
		1600	800	25	G2A0G53	103	148
		1800	800	25	G2A0G54	115	166
	Desktop with a cut-out for grommet (G6F0147 must be ordered)	1200	800	25	G2A0G55	89	122
		1400	800	25	G2A0G56	92	129
		1600	800	25	G2A0G57	107	152
		1800	800	25	G2A0G58	122	170
	Desktop with a cut-out for grommet on R/H side (G6F0147 must be ordered)	1200	800	25	G2A0G59	89	122
		1400	800	25	G2A0G60	92	129
		1600	800	25	G2A0G61	107	152
		1800	800	25	G2A0G62	122	170
	Desktop with a cut-out for grommet on L/H side (G6F0147 must be ordered)	1200	800	25	G2A0G63	89	122
		1400	800	25	G2A0G64	92	129
		1600	800	25	G2A0G65	107	152
		1800	800	25	G2A0G66	122	170
	Desktop with a cut-out (scallop) for wire management	1200	800	25	G2A0G67	89	126
		1400	800	25	G2A0G68	100	137
		1600	800	25	G2A0G69	115	159
		1800	800	25	G2A0G70	126	177

AIR desks

Quality standard

LST EN 527-1:2011
LST EN 527-2:2003



Technical information

- Desks (1)
- Fixed cabinets (2)
- Cabinet fixed on 2 desk bench (3)

Desks

Desktop

25 mm MFC (melamine) with 2 mm ABS edging.

Legs

Welded metal construction from 12 mm tube;
Powder coated metal;
Plastic feet with height levelling (+10 mm).
Metal beam (under desktop)
Metal tube – 40x20 mm and 20x20 mm;
Powder coated metal, color matches the legs.

Grommet

Semi-transparent matte plastic in grey outline;
Ø80 mm.

Fixed cabinets

Carcass and shelves

18 mm MFC (melamine) with 1 mm ABS edging.

Doors

18 mm MFC (melamine) with 1 mm ABS edging;
Handleless doors with aluminum profile in between for
easy opening.

Fittings

Cams with connecting bolts;
Fast assembling hinges (do not require any tools to connect hinges and plates);
Without soft closing.

Plastic legs

Black plastic height levelling feet, H = 23 mm (+10 mm).

Cabinet fixed on 2-desk bench

Carcass and shelves

18 mm MFC (melamine) with 0,5 mm ABS edging.

Doors

18 mm MFC (melamine) with 1 mm ABS edging;
No handles.

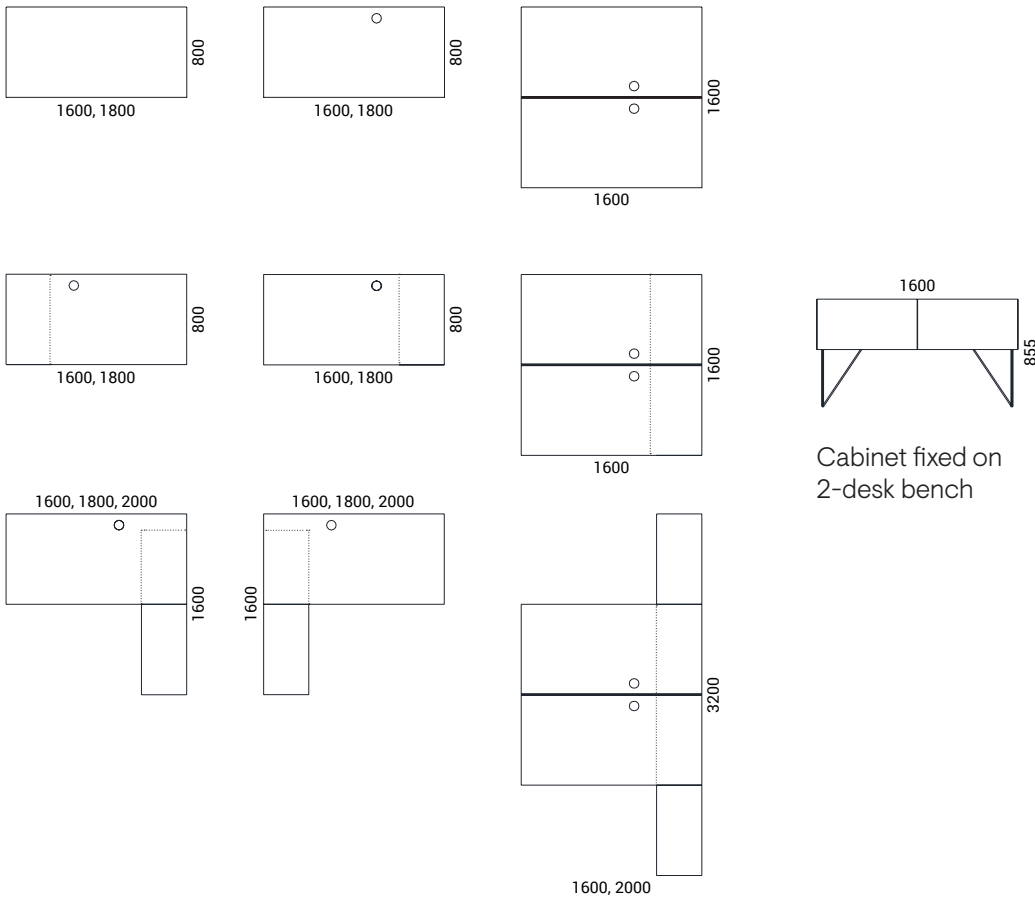
Metal supports

Welded metal construction from 12 mm metal tube;
Powder coated metal.

Fittings

Cams with connecting bolts;
Fast assembling hinges (do not require any tools to connect hinges and plates);
Gas spring;
With soft closing.


Range




Cabinet fixed on 2-desk bench

Ordering example

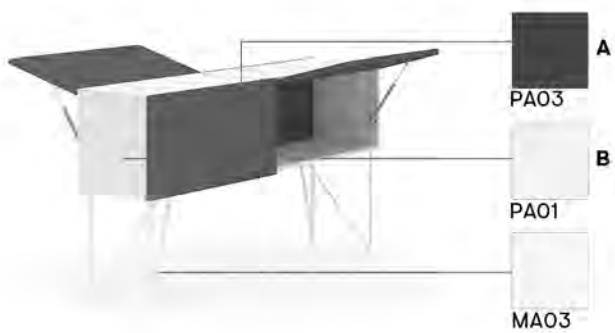
Code structure









DIA161.	PA01.	PA03.	MA03
Product	Melamine	Melamine	Metal



DIS163.	PA01.	PA03.	MA03
Product	Melamine A	Melamine B	Metal



DIE200.	PA03.	PA01.	MA03
Product	Melamine A	Melamine B	Metal

	Description	W	D	H	Code	Price, GBP (RRP)				
						Melamine:				
						PA06 PA03	PA07 PA02	PA01	PA09 PA10 PA08 PA04	PA05
						Metal: MA01 MA02 MA03				
	Desk	1600	800	740	DIA160	402			443	
		1800	800	740	DIA180	447			480	
	Desk with a cable port for wire management	1600	800	740	DIA163	432			458	
		1800	800	740	DIA183	469			495	
	2-desk bench with cable ports for wire management and aluminum screen groove	1600	1600	740	DIS160	843			1013	
						(A) Melamine (door and front part): PA06 PA09 PA06 PA09 PA07 PA10 PA07 PA10 PA01 PA08 PA01 PA08 PA03 PA04 PA03 PA04 PA02 PA05 PA02 PA05				
						(B) Melamine (carcass): PA06 PA07 PA01 PA09 PA10 PA08 PA03 PA02 PA04 PA05				
						Metal: MA01 MA02 MA03				
	Cabinet placed on bench (2 desks)	1600	400	855	DIE200	643	676	680	713	
						(A) Melamine: PA06 PA09 PA06 PA09 PA07 PA10 PA07 PA10 PA01 PA08 PA01 PA08 PA03 PA04 PA03 PA04 PA02 PA05 PA02 PA05				
						(B) Melamine: PA06 PA07 PA01 PA09 PA10 PA08 PA03 PA02 PA04 PA05				
						Metal: MA01 MA02 MA03				
	Desk with cable port for wire management and open cupboard (1 shelf) on the left side	1600	800	740	DIA162	476	506	502	532	
		1800	800	740	DIA182	517	532	543	558	
	Desk with cable port for wire management and open cupboard (1 shelf) on the right side	1600	800	740	DIA161	476	506	502	532	
		1800	800	740	DIA181	517	532	543	558	

	Description	W	D	H	Code	Price, GBP (RRP)			
						(A) Melamine: PA06 PA09 PA06 PA09 PA07 PA10 PA07 PA10 PA01 PA08 PA01 PA08 PA03 PA04 PA03 PA04 PA02 PA05 PA02 PA05			
						(B) Melamine: PA06 PA07 PA01 PA09 PA10 PA08 PA03 PA02 PA04 PA05			
						Metal: MA01 MA02 MA03			
	2-desk bench with cable ports for wire management (on the side of the cupboard), aluminum screen groove and open cupboards (1 shelf)	1600	1600	740	DIS164	873	906	925	958
	Desk with cable port for wire management and cabinet (2 drawers without lock, 2 shelves; under the desktop: 1 shelf) on the left side	1600	1600	740	DIS161	1053	1083	1130	1160
	Desk with cable port for wire management and cabinet (2 drawers without lock, 2 shelves; under the desktop: 1 shelf) on the right side	1600	1600	740	DIS163	1053	1083	1130	1160
	Desk with extended top, cable port for wire management and left-sided cabinet (2 drawers without lock, 2 shelves; under the desktop: 1 shelf)	2000	1600	740	DIS201	1046	1124	1123	1201
	Desk with extended top, cable port for wire management and right-sided cabinet (2 drawers without lock, 2 shelves; under the desktop: 1 shelf)	2000	1600	740	DIS203	1046	1124	1123	1201
	2-desk bench with cable ports for wire management, aluminum screen groove and 2 cabinets (each with 2 drawers without lock, 2 shelves; under the desktop: 1 shelf)	1600	3200	740	DIS162	2027	2060	2181	2214
	2-desk bench with extended top, cable ports for wire management, aluminum screen groove and 2 cabinets (each with 2 drawers without lock, 2 shelves; under the desktop: 1 shelf)	2000	3200	740	DIS202	2215	2363	2369	2517
	Fittings for desktop connection (2 pcs.)				G6F0110	Plastic part 18			

OPTIMA C, OPTIMA Plus desks

QUALITY STANDARD

- LST EN 527-1:2011
- LST EN 527-2:2003



FEATURES

- Various types of desktop forms
- Three types of legs
- Supplementary units available

TECHNICAL INFORMATION

OPTIMA C

Desktop

- 25 mm MFC (melamine) with 2 mm ABS edging.
- Modesty panel
- 25 mm MFC (melamine) with 0,5 mm ABS edging.

Legs for tables

- Welded metal tube (base 50x25 mm);
- Powder coated metal;
- Plastic feet with height levelling (+10 mm);
- Desk height – 720 mm.

Legs for supplementary unit

- Metal tube Ø50 mm;
- Powder coated metal;
- Plastic feet with height levelling (+10 mm);
- Desk height – 720 mm.

Fittings for assembly

- Cams with connecting bolts.

OPTIMA Plus

Desktop

- 25 mm MFC (melamine) with 2 mm ABS edging.

Modesty panel

- 25 mm MFC (melamine) with 0,5 mm ABS edging.

Legs

- 25 mm MFC (melamine) with 2 mm ABS edging;
- Plastic feet with height levelling (+10 mm);
- Desk height – 720 mm.

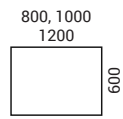

Fittings for assembly

- Cams with connecting bolts.

RANGE

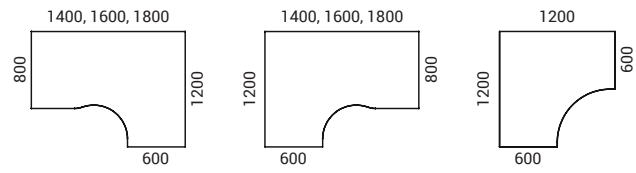
OPTIMA C

Desks

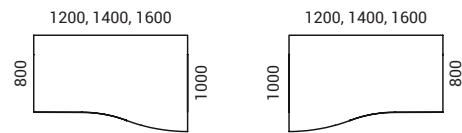


Supplementary units

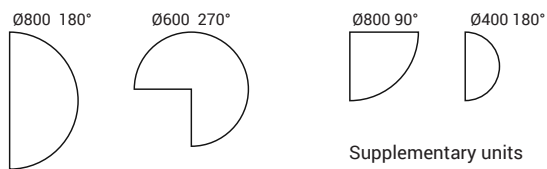
Crescent desks



Wave desks

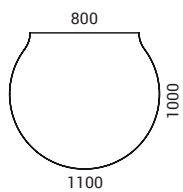


Meeting-end



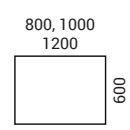
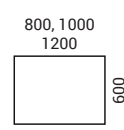

Supplementary units

Bubble-end



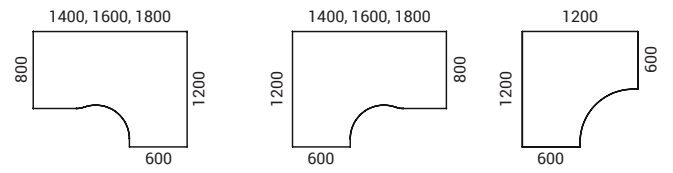
OPTIMA Plus

Desks

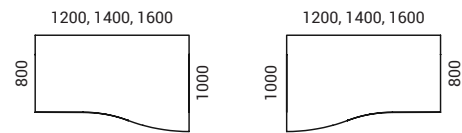


Supplementary units

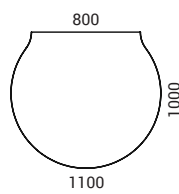
Crescent desks



Wave desks



Bubble-end



ORDERING EXAMPLE








Code structure







DCL161.	PA06.	MA02
Product	Melamine	Metal

	Description	W	D	H	Code	Price, GBP (RRP)							
						Melamine:							
						PA06 PA03	PA07 PA02	PA01	PA09 PA04	PA10 PA05	PA08		
						Metal: MA01 MA02 MA03							
	Cantilever desk	800	800	720	DCA081							247	266
		1000	800	720	DCA101							262	280
		1200	800	720	DCA121							277	299
		1400	800	720	DCA141							299	321
		1600	800	720	DCA161							317	332
		1800	800	720	DCA181							332	369
	Crescent desk (L/H)	1400	1200	720	DCL141							406	443
		1600	1200	720	DCL161							432	469
		1800	1200	720	DCL181							447	487
	Crescent desk (R/H)	1400	1200	720	DCR141							406	443
		1600	1200	720	DCR161							432	469
		1800	1200	720	DCR181							447	487
	Crescent desk	1200	1200	720	DCB120							385	426
	Supplementary unit	800	600	720	DCD081							214	221
		1000	600	720	DCD101							221	236
		1200	600	720	DCD121							244	258

	Description	W	D	H	Code	Price, GBP (RRP)					
						Melamine:					
						PA06 PA03	PA07 PA02	PA01	PA09 PA04	PA10 PA05	PA08
						Metal: MA01 MA02 MA03					
	Wave desk (R/H)	1200	1000	720	DCR122	310					332
		1400	1000	720	DCR142	321					351
		1600	1000	720	DCR162	336					373
	Wave desk (L/H)	1200	1000	720	DCL122	310					332
		1400	1000	720	DCL142	321					351
		1600	1000	720	DCL162	336					373
	Meeting end	R=800, 180°		720	DZC180	207					226
	Meeting end (2 legs)	R=800, 180°		720	DZC181	233					252
	Meeting end	R=600, 270°		720	DZC271	233					252
	Bubble end	1000	1100	720	DZC360	207					226
	Supplementary unit	R=400, 180°		720	DZC183	88					96
	Supplementary unit	R=800, 90°		720	DZC900	200					207
	Supplementary unit (1 leg)	R=800, 90°		720	DZC901	192					199

	Description	W	D	H	Code	Price, GBP (RRP)					
						Painted metal: MA01 MA02 MA03					
	Metal insert (1 pcs.)	600	118		G6F0175	85					
						Plastic part					
	Plastic leg insert for cable management (G6F0175 must be ordered) (1 pcs.)	600	75		G6F0177	103					
						Melamine:					
						PA06 PA03	PA07 PA02	PA01 PA02	PA09 PA04	PA10 PA05	PA08 PA05
	Desk	800	800	720	DDA081	210		248			
		1000	800	720	DDA101	225		262			
		1200	800	720	DDA121	240		281			
		1400	800	720	DDA141	262		303			
		1600	800	720	DDA161	280		314			
		1800	800	720	DDA181	295		351			
	Crescent desk (L/H)	1400	1200	720	DDL141	358		410			
		1600	1200	720	DDL161	384		436			
		1800	1200	720	DDL181	399		454			
	Crescent desk (R/H)	1400	1200	720	DDR141	358		410			
		1600	1200	720	DDR161	384		436			
		1800	1200	720	DDR181	399		454			
	Crescent desk	1200	1200	720	DDB120	318		374			
	Desk	800	600	720	DDD082	170		184			
		1000	600	720	DDD102	177		199			
		1200	600	720	DDD122	200		221			

	Description	W	D	H	Code	Price, GBP (RRP)					
						Melamine:					
						PA06 PA03	PA07 PA02	PA01	PA09 PA04	PA10 PA05	PA08
	Supplementary unit (L/H or R/H)	800	600	720	DDD081		170				192
		1000	600	720	DDD101		177				207
		1200	600	720	DDD121		200				229
	Wave desk (R/H)	1200	1000	720	DDR122		273				314
		1400	1000	720	DDR142		284				333
		1600	1000	720	DDR162		299				355
	Wave desk (L/H)	1200	1000	720	DDL122		273				314
		1400	1000	720	DDL142		284				333
		1600	1000	720	DDL162		299				355
	Bubble end	1000	1100	720	DDC360		188				207

PARTHOS

Quality standard

LST EN 15372:2017 (Level 2)

LST EN 1730:2012

Tabletop

Rectangular grommet
with a metal frame

Power unit

Column

PET felt cable tray

Metal frame



Technical information

Types

- Meeting table (1)
- High meeting table (2)
- Coffee table (3)

Tabletop

MFC (melamine)

- 25 mm with 2 mm ABS edging;
- The corners of the tabletop are rounded: R=2 mm;
- With or without a cut-out for a grommet and power socket;
- Round and obround shaped.

MDF covered in HPL

- 26 mm MDF covered in HPL with sloping painted edges;
- Sloping painted edges: white, black or grey colour;
- The bottom edges of the tabletop are sloped 11°;
- With or without a cut-out for a grommet and power socket;
- Round and obround shaped.

Column structure

- The top cover is made of 36 mm MFC (melamine) with 2 mm ABS edging;
- Cover made of PET fiber board, 9 mm, with a vertical pattern;
- Welded metal frame made of 20x20 mm metal tube, 2 mm and 3 mm thickness of the metal sheets;
- Powder-coated metal;
- Base made of 36 mm MFC (melamine) with 2 mm ABS edging;
- Concrete counterweights;
- Adjustable height levelling feet, H=9 – 14 mm, 6 pcs.

Metal frame (under tabletop)

- Welded metal frame made of 40x20 mm metal tube;
- Powder coated metal.

1



2



3



PET felt cable tray (for two and three column tables)

- PET fiber board of a 9 mm thickness;
- Bent metal sheet of a 1 mm thickness;
- Powder-coated metal.

Electrical accessories

Rectangular grommet with a metal frame

- 16 mm MFC (melamine) or 17 mm MDF covered in HPL covers, matched with the tabletop;
- Grommet dimensions – 313x146x27 mm;
- Spot welded metal frame made of 1 and 3 mm thick metal sheets;
- Powder coated metal;
- Two opening directions.

Power unit (for one column tables)

- Power unit 100 – 240 V;
- Power unit standards: EU, FR, UK, CH, US;
- The hardwired power cord to GST18i3 1300 mm.

Available configurations of the power units (for one column tables)

- 3 x AC power sockets;
- 2 x AC power sockets, USB fast charger (USB fast charger type-A and type-C (5A));
- 3 x AC power sockets, wireless charger (10W) (except US market);
- 2 x AC power sockets, 1 x USB fast charger type-A and type-C (5A), wireless charger (10W) (except the US market).

Power units (for two and three column tables)

- Power socket 100 – 240 V;
- Power socket standards: EU, FR, UK, CH, US.

Available configurations of power units (for two and three column tables)

- 3-GANG - 3 x AC power sockets (except the US market);
- 3-GANG - 2 x AC power sockets and 1 LAN outlet (CAT6 RPA055) with a 2 m fly-lead;
- 3-GANG - 2 x AC power sockets and 1 x USB fast charger type-A and type-C;
- 3-GANG - 1 x AC power socket and 1 x USB fast charger type-A and type-C (5A), 1 LAN outlet (CAT6 RPA055) with a 2 m flylead.
- 4-GANG - 3 x AC power sockets and 1 x USB fast charger type-A and type-C (5A) (only for US market);

- 4-GANG - 3 x AC power socket and 2 x RPA055 socket (only for the US market);
- 4-GANG - 3 x AC power sockets and 1 x HDMI socket (only for the US market);
- 4-GANG - 2 x AC power sockets, 1 x USB fast charger type-A and type-C (5A), 1x HDMI, 2 x LAN (only for the US market).

Power supply cables

- AC plug – GST18i3 female connector;
- AC plug standards: EU, UK, FR, CH, US;
- Cable lengths: 1 m and 3 m;
- Cable core: 1,5 mm² (EU, FR, UK, CH);
- Inline overcurrent protection (OCP 10A) (for the CH market);
- Cable core: 14AWG (for the US market);
- Inline overcurrent protection (OCP 15A) (for the US market);
- Inline overcurrent protection fulfils the statutory requirements: in the USA for more than 3 sockets, in Switzerland for more than 1 socket;
- Black colour.

Extension cables

- GST18i3 female connector – GST18i3 male connector;
- Cable lengths: 1 m, 2 m and 3 m;
- Cable core: 1,5 mm² (EU, FR, UK, CH);
- Cable core: 14AWG (for the US market)
- Black colour.

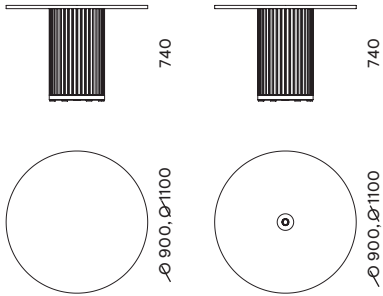
Extension cables sets (for two and three column tables)

- Distributor block: GST18i3 1-2 block (1 IN (male), 2 OUT (female));
- Extension cables: GST18i3 female connector – GST18i3 male connector;
- Cable lengths: 1 m, 2 m or 3 m.

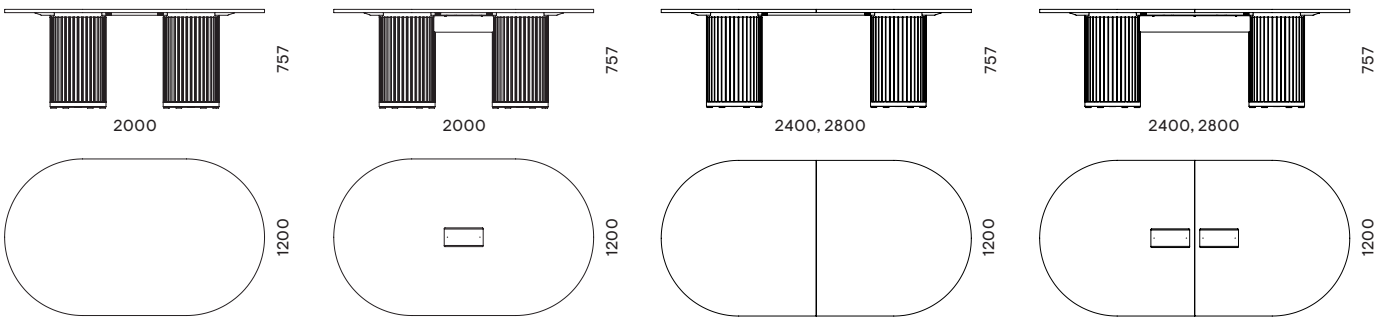
Range

Meeting tables

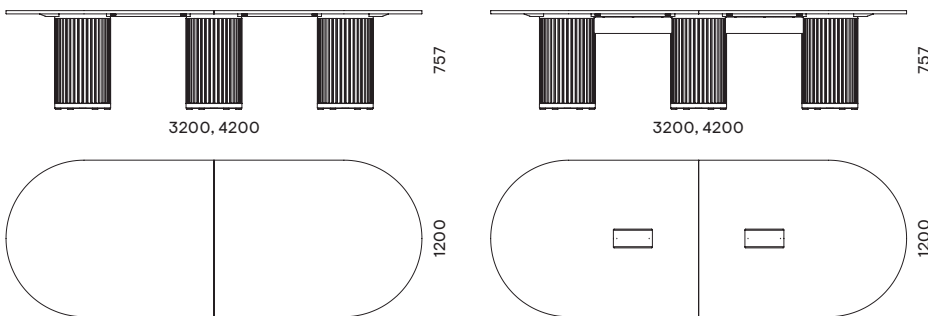
4 / 5 seats



6 / 8 seats

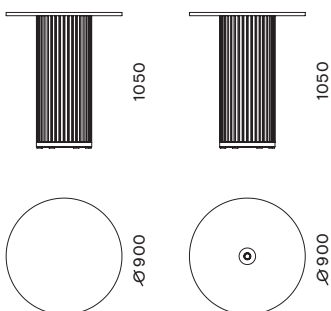


10 / 12 seats

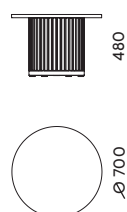


High meeting tables

4 seats



Coffee table




Additional information

- Two types of tabletops are available for the PARTHOS meeting tables: melamine with ABS edging; and HPL with sloping painted edges.







- MDF tabletops covered in HPL with sloping raw (painted) edges are especially sensitive to contact with hard surfaces like metal or wood, thus require extra caution when used with hard seating furniture.
- The metal table grommet and power units are not included. The metal table grommet, power unit, set of extension cables and power supply cable must be ordered separately.
- Power unit with a wireless function must be flipped to access the wireless charger.

















- Slight PET felt colour deviations can occur due to the use of recycled materials in the production of the product. Some undyed fibers may be present on the surface of the product.

Ordering example

CPA220.	HA10LA04.	BA02.	PA05.	ZP10
Product	HPL	PET felt	Base	Pattern

Description	W	D	H	Code	Price, GBP (RRP)			
					Melamine:		HPL:	
					PA01 PA02 PA03 PA07 PA06	PA04 PA05 PA08 PA09 PA10	HA19B02 HA19B01	HA19B03 HA09B01
					Base: PA05			
					PET felt			
					Pattern type: ZP10			
 Meeting table (4 seats)	Ø900		740	CPA190	990	997	1104	1230
 Meeting table (4 seats) with cut-out for power unit	Ø900		740	CPA192	990	997	1104	1230
 Meeting table (5 seats)	Ø1100		740	CPA110	1030	1045	1208	1389
 Meeting table (5 seats) with cut-out for power unit	Ø1100		740	CPA111	1030	1045	1208	1389

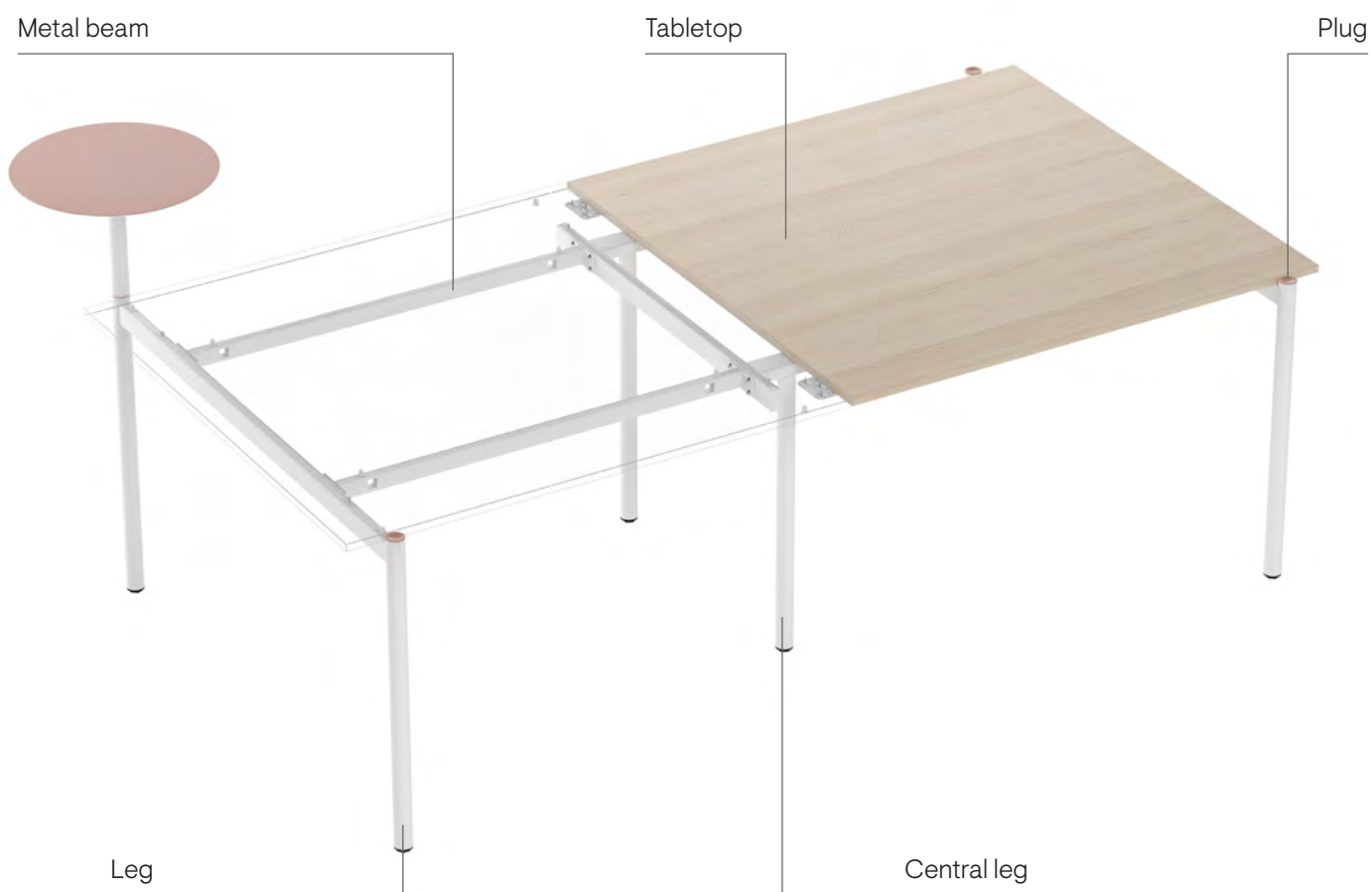
Description	W	D	H	Code	Price, GBP (RRP)			
					Melamine:		HPL:	
					PA01 PA02 PA03 PA07 PA06	PA04 PA05 PA08 PA09 PA10	HA19B02 HA19B01	HA19B03 HA09B01
					Base: PA05			
					PET felt			
					Pattern type: ZP10			
 Meeting table (6 seats)	2000	1200	758	CPA220	2243	2265	2594	2949
 Meeting table (6 seats) with cut-out for rectangular metal grommet and PET felt cable tray (G6F0215 must be ordered)	2000	1200	758	CPA221	2310	2332	2661	3016
 Meeting table (8 seats)	2400	1200	758	CPA222	2358	2380	2772	3200
 Meeting table (8 seats) with cut-out for rectangular metal grommet and PET felt cable tray (G6F0215 must be ordered)	2400	1200	758	CPA223	2498	2520	2912	3340
 Meeting table (8 seats)	2800	1200	758	CPA224	2417	2447	2913	3401
 Meeting table (8 seats) with cut-out for rectangular metal grommet and PET felt cable tray (G6F0215 must be ordered)	2800	1200	758	CPA225	2635	2665	3131	3619

Description	W	D	H	Code	Price, GBP (RRP)			
					Melamine:		HPL:	
					PA01 PA02 PA03 PA07 PA06	PA04 PA05 PA08 PA09 PA10	HA19B02 HA19B01	HA19B03 HA09B01
					Base: PA05			
					PET felt			
					Pattern type: ZP10			
 Meeting table (10 seats)	3200	1200	758	CPA330	3462	3514	4024	4592
 Meeting table (10 seats) with cut-out for rectangular metal grommet and PET felt cable tray (G6F0215 must be ordered)	3200	1200	758	CPA331	3654	3706	4216	4784
 Meeting table (12 seats)	4200	1200	758	CPA340	3626	3678	4358	5104
 Meeting table (12 seats) with cut-out for rectangular metal grommet and PET felt cable tray (G6F0215 must be ordered)	4200	1200	758	CPA341	4032	4084	4764	5510
					Melamine: PA06 PA07 PA01 PA02 PA03		HPL: HA19 HA10 HA09	
					Painted metal part: MA01 MA02 MA03 MA04 MA05 MA06 MA07			
 Rectangular metal table grommet	313	146	27	G6F0215	107			
					Melamine: PA01 PA02 PA03 PA07 PA06		HPL: HA19B02 HA19B01	
					PA04 PA05 PA08 PA09 PA10		HA19B03 HA09B01	
					Base: PA05			
					PET felt			
					Pattern type: ZP10			
 High meeting table (4 seats)	Ø900		1050	CPA191	1145	1152	1259	1385
 High meeting table (4 seats) with cut-out for power unit	Ø900		1050	CPA193	1145	1152	1259	1385
 Coffee table	Ø700		480	CPA170	606	610	673	747

ZEDO

Quality standard

· LST EN 15372:2017



Technical information

Tabletop

- 18 mm MFC (melamine) with 1 mm ABS edges;
- Easy to assemble and disassemble - "metal-to-metal" construction.

Metal beam

- Metal tube – 40x20 mm;
- With welded metal plates for leg fixing;
- Powder coated metal.

Legs

- Welded metal structure of rectangular 50x25 mm and round Ø40 mm tubes;
- Powder coated metal;
- Plastic feet with height levelling (+10 mm).

Central leg

- Welded metal structure of rectangular 60x30 and 50x25 mm tubes;
- Vertical part – round Ø40 mm tube, assembled on site;
- Powder coated metal;
- Plastic feet with height levelling (+10 mm).

Plugs

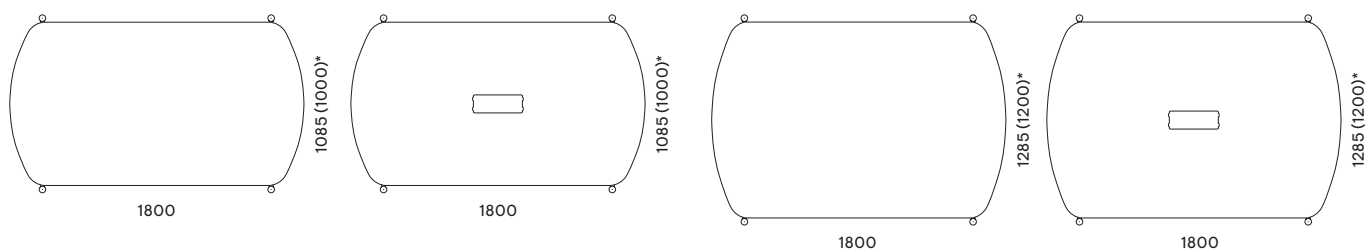
- CNC machined metal, Ø40x13 mm;
- Powder coated metal;
- For desk legs without accessories plugs must be ordered separately.

Range

Conference & Meeting tables



6 seats



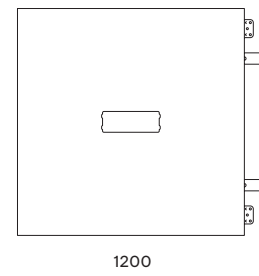
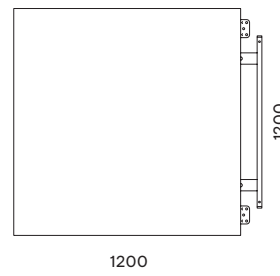
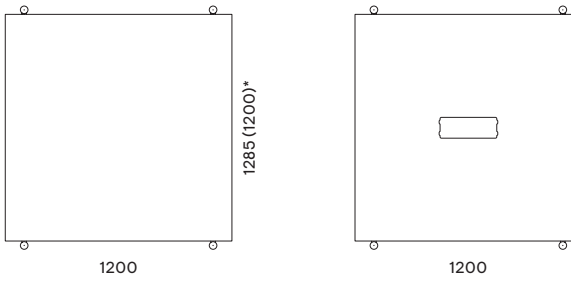
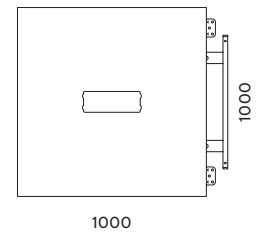
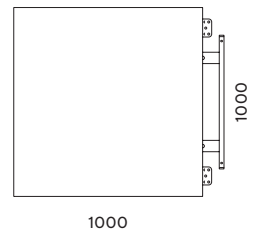
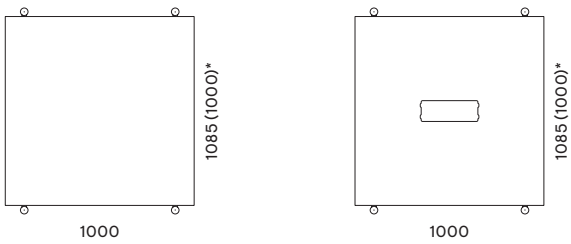
*Tabletop depth

Conference & Meeting tables

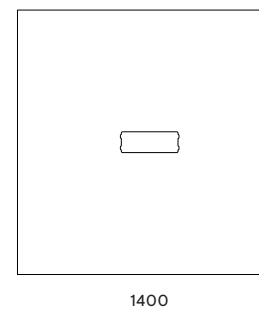

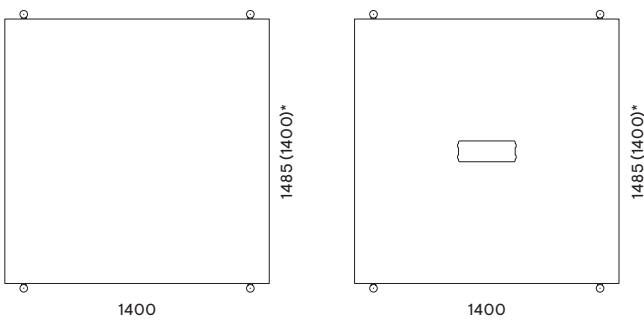
Supplementary units



4 seats



6 seats



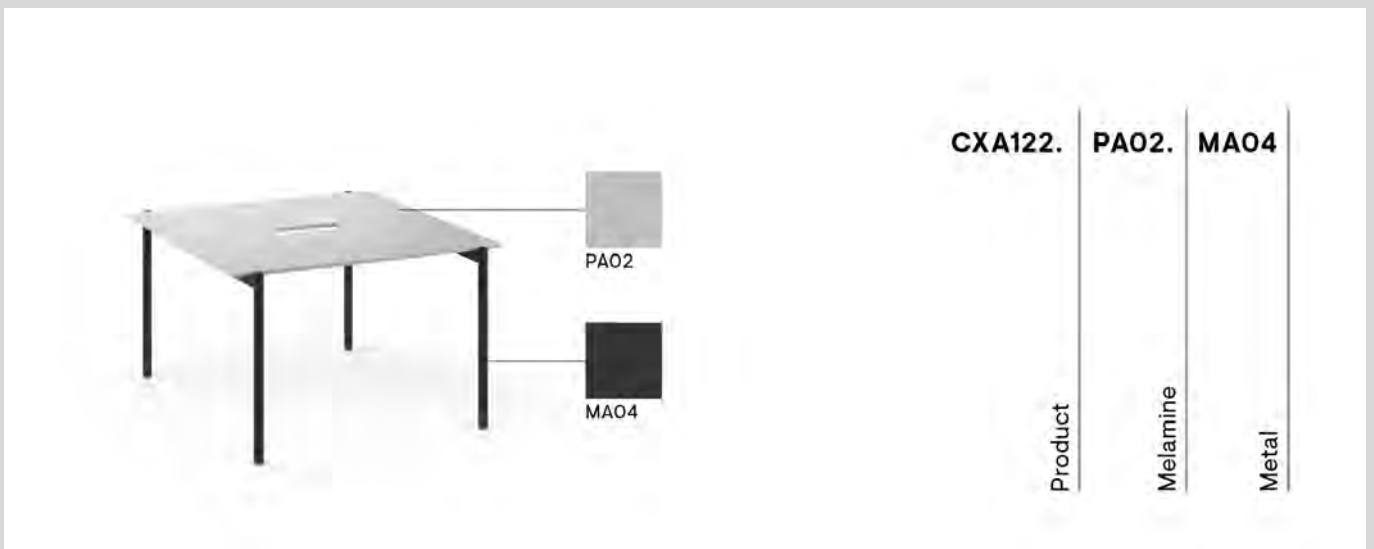
*Tabletop depth








Additional information

- You can use maximum three supplementary units in one combination to extend the table.









Ordering example



Description	W	D	H	Code	Price, GBP (RRP)	
					Metal: MA01 MA02 MA03 MA04 MA05 MA06 MA07	
! For desks legs without accessories plugs must be ordered						
	Metal plug for desk leg, 1 pcs.	Ø40		13	G2Z0053	15
	Metal plug for desk leg, 2 pcs.	Ø40		13	G2Z0054	30
	Metal plug for desk leg, 4 pcs.	Ø40		13	G2Z0055	59
	Metal plug for desk leg, 6 pcs.	Ø40		13	G2Z0056	89
					Melamine:	
					PA01 PA07 PA06 PA02 PA03	PA08 PA09 PA04 PA10 PA05
					Metal: MA01 MA02 MA03 MA04 MA05	
	Meeting table (4 seats)	1000	1085 (1000)*	740	CXA101	399
		1200	1285 (1200)*	740	CXA121	477
	Meeting table (6 seats)	1400	1485 (1400)*	740	CXA141	558
	Meeting table (4 seats) with cut-out for grommet or power unit (G6F0440, G6F0528 or G6F0529 must be ordered)	1000	1085 (1000)*	740	CXA102	399
		1200	1285 (1200)*	740	CXA122	477
	Meeting table (6 seats) with cut-out for grommet or power unit (G6F0440, G6F0528 or G6F0529 must be ordered)	1400	1485 (1400)*	740	CXA142	558
	Meeting table (4 seats) supplementary unit	1000	1000	740	CXD101	325
		1200	1200	740	CXD121	377
	Meeting table (6 seats) supplementary unit	1400	1400	740	CXD141	432

* Tabletop depth

Description	W	D	H	Code	Price, GBP (RRP)					
					Melamine:					
					PA01 PA07 PA06 PA02 PA03			PA08 PA09 PA04 PA10 PA05		
					Metal: MA01 MA02 MA03 MA04 MA05					
 Meeting table (4 seats) supplementary unit with cut-out for grommet or power unit (G6F0440, G6F0528 or G6F0529 must be ordered)	1000	1000	740	CXD102	325			358		
	1200	1200	740	CXD122	377			433		
 Meeting table (6 seats) supplementary unit with cut-out for grommet or power unit (G6F0440, G6F0528 or G6F0529 must be ordered)	1400	1400	740	CXD142	432			510		
 Meeting table (6 seats)	1800	1085 (1000)*	740	CXB181	492			551		
	1800	1285 (1200)*	740	CXB182	555			640		
 Meeting table (6 seats) with cut-out for grommet or power unit (G6F0440, G6F0528 or G6F0529 must be ordered)	1800	1085 (1000)*	740	CXB183	492			551		
	1800	1285 (1200)*	740	CXB184	555			640		
					Melamine:					
					PA01 PA07 PA06 PA02 PA03			PA08 PA09 PA04 PA10 PA05		
					Metal legs: MA01 MA02 MA03 MA04 MA05					
					Metal connector:					
					MA01 MA02 MA03 MA04 MA05 MA06 MA07					
 High return table connectable to the desk leg	1000	535 (450)*	950	DXD10E	358			373		
	1400	535 (450)*	950	DXD14E	377			399		
					Metal (upper part):					
					MA01 MA02 MA03 MA04 MA05 MA06 MA07					
					MDF (bottom part):					
					LA02 LA03 LA04 LA05					
					Metal legs: MA01 MA02 MA03 MA04 MA05					
					Metal connector:					
					MA01 MA02 MA03 MA04 MA05 MA06 MA07					
 Rounded shelf, attached to the leg	450	450	300	DXZ019	136					

ZEDO conference & meeting tables

* Tabletop depth

NOVA Wood

Technical information



Quality standard

LST EN 527-1:2011
LST EN 527-2:2017
LST EN 1730:2012

10 year Warranty

See Warranty statement

Other documents available for this product

NARBUTAS product care guide
Technical information for NOVA Wood desks
Tabletop



Technical information

Tabletop

- 25 mm MFC (melamine) with 2 mm ABS edging;
- 26 mm MDF covered in HPL with sloping painted edges;
- Sloping painted edges: white or black colour;
- The corners of sloping desktop are rounded: R100 mm;
- 10 mm gap between the legs and the desktop.

Metal beam

- Metal tube - 40x20 mm;
- With welded metal plates for leg fixing;
- Powder coated metal.

Legs (meeting tables)

- Lacquered and stained natural ash solid wood;
- Glued wood construction;
- With metal inserts for fixing;
- Plastic feet with height levelling (+10 mm) (1).

Central leg (solid wood leg fixed into metal tube)

- Lacquered and stained natural ash solid wood;
- Glued wood construction;
- With metal inserts for fixing;
- Plastic feet with height levelling (+10 mm);
- Metal tube: 120x40 mm, powder coated metal.

Legs (coffee tables)

- Lacquered and stained natural ash solid wood;
- Glued wood construction;
- Powder coated metal;
- Plastic feet with height levelling (+10 mm).

Electrical and cable management

- With power sockets (2)
- With insert and power sockets (3)
- With insert and grommets for wire management (4)

Edge type

- ABS edge (melamine) (5)
- Sloping edge (HPL) (6)


1



2



3



4



5



6



Inserts

- Lacquered and stained;
- 25 mm chipboard covered in ash wood veneer with 1,5 mm edging (for plain edges desktops);
- 26 mm MDF covered in ash wood veneer with 1,5 mm edging (for sloping edges desktops).

Grommets

- Lacquered and stained;
- 9 mm MDF covered in ash wood veneer with painted edges.

Cable tray (included)

- Dimensions: 500x100, H=110 mm;
- Matches the colour of frame.

Optional

Power socket blocks (1)

Cable clips (2)

Cable ducts (3)

Vertical metal cable tray (suitable only for central wood leg) (4)


1



2



3

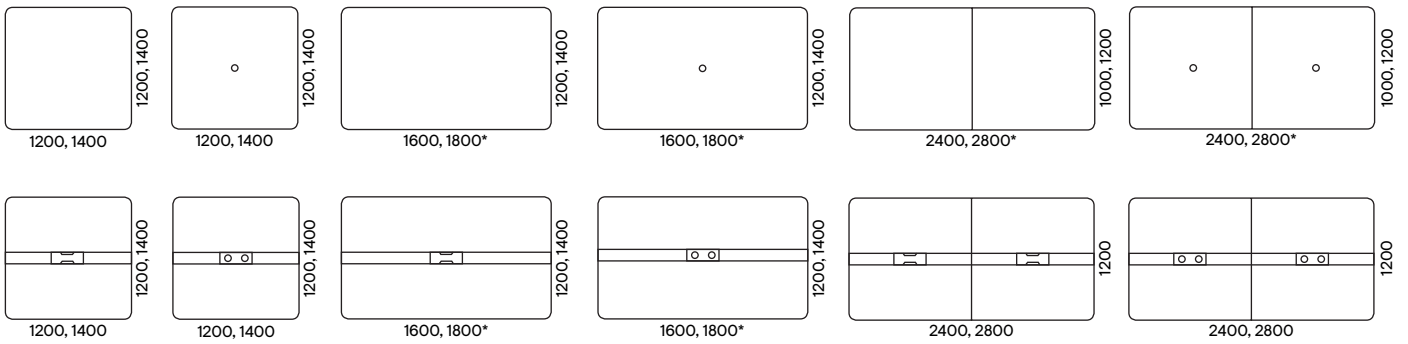


4



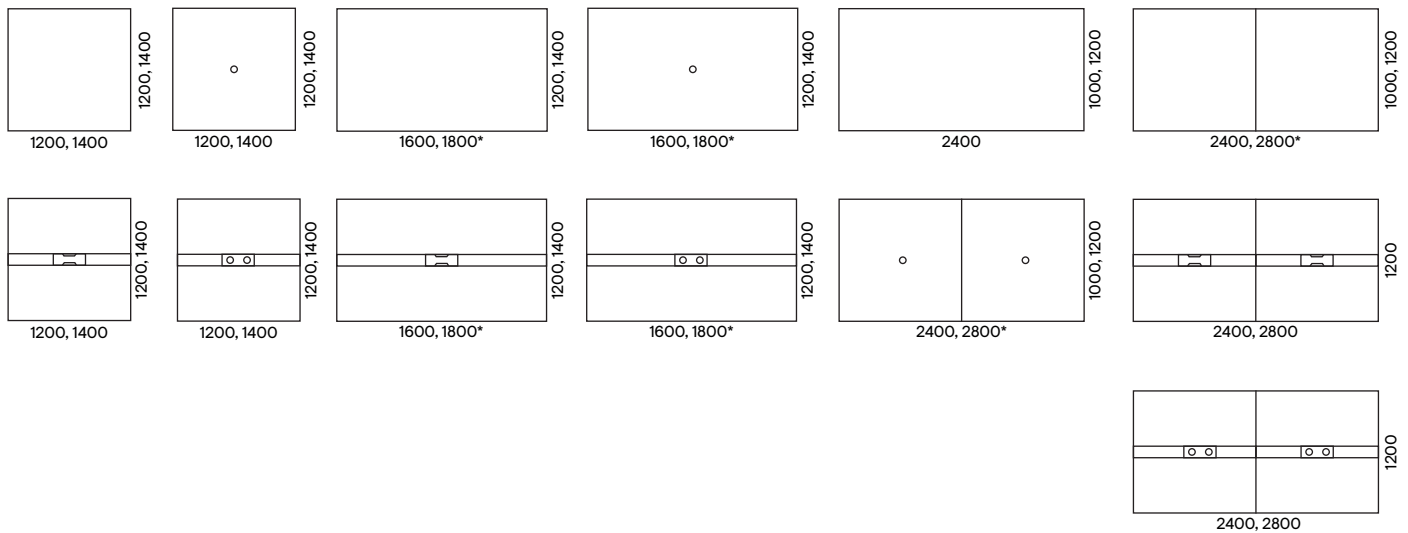
Range

Meeting tables with HPL tabletop



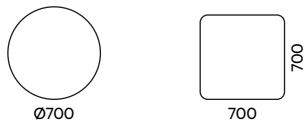
1400x1400 mm and 1600x1400 mm not available in HPL: HA19.LA02 and HA19.LA03

Meeting tables with melamine tabletop

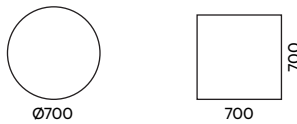


* - only 1200

Coffee tables with HPL tabletop



Coffee tables with melamine tabletop



Additional information

- Two types of tabletops are available for the NOVA WOOD tables: HPL with sloping painted edges and Melamine with ABS 2mm straight edges.
- MDF tabletops covered in HPL with sloping raw (painted) edges are especially sensitive to contact with hard surfaces like metal or wood, thus require extra caution when used with hard seating furniture.

ORDERING EXAMPLE

Code structure








CNM187.	PA01 PA07.	MA03.	NB01.	EU
Product	Melamine with ABS edge	Metal (frame)	Solid wood (legs)	Power socket standart



CNM188.	HA09 LA02.	MA01.	NB01.	EU
Product	Melamine with ABS edge	Metal (frame)	Solid wood (legs)	Power socket standart

	Description	W	D	H	Code	Price, GBP (RRP)	
						Melamine:	
						PA06 PA07 PA09 PA10 PA01 PA- PA08 PA04 O1PA07 PA03 PA05 PA02	
						Metal: MA01 MA02 MA03 MA04 MA05 MA06 MA07	
						Solid wood: NB01 NB02	
	Meeting table (4 seats)	1200	1200	740	CNM121	850	884
	Meeting table (6 seats)	1400	1400	740	CNM14A	1098	1117
	Meeting table (6 seats)	1600	1200	740	CNM16A	917	935
	Meeting table (6 seats)	1600	1400	740	CNM16B	1135	1165
	Meeting table (6 seats)	1800	1200	740	CNM181	935	972
	Meeting table (8 seats)	2400	1000	740	CNM24A	1316	1346
	Meeting table (8 seats)	2400	1200	740	CNM240	1349	1417
	Meeting table (10 seats)	2800	1200	740	CNM281	1387	1461
	Meeting table (4 seats) with wood insert, grommet for wire management and metal cable tray	1200	1200	740	CNM123	1064	1094
	Meeting table (6 seats) with wood insert, grommet for wire management and metal cable tray	1400	1400	740	CNM14B	1249	1265

	Description	W	D	H	Code	Price, GBP (RRP)	
						Melamine:	
						PA06 PA07 PA09 PA10 PA01 PA- PA08 PA04 01PA07 PA03 PA05 PA02	
						Metal: MA01 MA02 MA03 MA04 MA05 MA06 MA07	
						Solid wood: NBO1 NBO2	
	Meeting table (6 seats) with wood insert, grommet for wire management and metal cable tray	1600	1200	740	CNM16C	1157	1187
	Meeting table (6 seats) with wood insert, grommet for wire management and metal cable tray	1600	1400	740	CNM16D	1298	1312
	Meeting table (6 seats) with wood insert, grommet for wire management and metal cable tray	1800	1200	740	CNM183	1178	1222
	Meeting table (8 seats) with wood insert, two grommets for wire management and two metal cable trays	2400	1200	740	CNM242	1762	1822
	Meeting table (10 seats) with wood insert, two grommets for wire management and two metal cable trays	2800	1200	740	CNM283	1826	1886

	Description	W	D	H	Code	Price, GBP (RRP)			
--	-------------	---	---	---	------	------------------	--	--	--

Melamine:

PA06 PA07 PA09 PA10
 PA01 PA- PA08 PA04
 01PA07 PA03 PA05
 PA02

Metal: MA01 MA02 MA03
 MA04 MA05 MA06 MA07

Solid wood: NB01 NB02

Power socket standard:

EU UK FR CH



Meeting table (4 seats) with power socket and a metal cable tray

1200

1200

740

CNM122

1116

1149



Meeting table (6 seats) with power socket and a metal cable tray

1400

1400

740

CNM14C

1360

1379



Meeting table (6 seats) with power socket and a metal cable tray

1600

1200

740

CNM16E

1197

1216



Meeting table (6 seats) with power socket and a metal cable tray

1600

1400

740

CNM16F

1401

1430

Melamine:

PA06 PA07 PA09 PA10
 PA01 PA- PA08 PA04
 01PA07 PA03 PA05
 PA02

Metal: MA01 MA02 MA03
 MA04 MA05 MA06 MA07

Solid wood: NB01 NB02

Power socket standard:

EU UK FR CH



Meeting table (6 seats) with power socket and a metal cable tray

1800

1200

740

CNM182

1226

1249



Meeting table (8 seats) with two power sockets and two metal cable trays

2400

1000

740

CNM24B

1840

1870



Meeting table (8 seats) with two power sockets and two metal cable trays

2400









1200






740









CNM241









1881










1947







	Description	W	D	H	Code	Price, GBP (RRP)	
						Melamine:	
						PA06 PA07 PA09 PA10 PA01 PA- PA08 PA04 01 PA07 PA03 PA05 PA02	
						Metal: MA01 MA02 MA03 MA04 MA05 MA06 MA07	
						Solid wood: NB01 NB02	
						Power socket standard: EU UK FR CH	
	Meeting table (10 seats) with two power sockets and two metal cable trays	2800	1200	740	CNM282	1925	1999
	Meeting table (4 seats) with wood insert, two power socket and metal cable tray	1200	1200	740	CNM127	1474	1504
	Meeting table (6 seats) with wood insert, two power socket and metal cable tray	1400	1400	740	CNM14D	1707	1723
	Meeting table (6 seats) with wood insert, two power socket and metal cable tray	1600	1200	740	CNM16G	1552	1582
	Meeting table (6 seats) with wood insert, two power socket and metal cable tray	1600	1400	740	CNM16J	1693	1707
	Meeting table (6 seats) with wood insert, two power socket and metal cable tray	1800	1200	740	CNM187	1585	1629
	Meeting table (8 seats) with wood insert, four power sockets and two metal cable trays	2400	1200	740	CNM246	2594	2654
	Meeting table (10 seats) with wood insert, four power sockets and two metal cable trays	2800	1200	740	CNM287	2653	2713

	Description	W	D	H	Code	Price, GBP (RRP)
						Melamine: PA06 PA07 PA09 PA10 PA01 PA- PA08 PA04 01 PA07 PA03 PA05 PA02 <hr/> Solid wood: NB01 NB02
	Coffee table with wood legs (round)	Ø700		480	CNN070	311 337
	Coffee table with wood legs	700	700	480	CNN071	384 410
						Metal: MA01 MA02 MA03 MA04
	Vertical metal cable duct for mounting to a wooden central table leg, L = 672 mm	72	60	672	G9A0030	41
						HPL Fenix: HA09B01 HA10B03 Metal: MA01 MA03 MA02 MA04 MA05 MA06 MA07 Solid wood: NB01 NB02
	Meeting table (6 seats)	1400	1400	740	CNM14E	2167
	Meeting table (6 seats)	1600	1400	740	CNM16L	2333

	Description	W	D	H	Code	Price, GBP (RRP)	
						HPL Fenix:	
						HA09B01 HA10B03	
						Metal: MA01 MA03 MA02 MA04 MA05 MA06 MA07	
						Solid wood: NB01 NB02	
						Power socket standard:	
						EU UK FR CH	
	Meeting table (6 seats) with power socket and a metal cable tray	1400	1400	740	CNM14G	2429	
	Meeting table (6 seats) with power socket and a metal cable tray	1600	1400	740	CNM16R	2595	
						HPL:	HPL Fenix:
						HA19B01 HA19B02	HA09B01 HA19B03
						Metal: MA01 MA03 MA02 MA04 MA05 MA06 MA07	
						Solid wood: NB01 NB02	
	Meeting table (4 seats)	1200	1200	740	CNM124	1120	1711
	Meeting table (6 seats)	1600	1200	740	CNM16K	1283	1959
	Meeting table (6 seats)	1800	1200	740	CNM184	1327	2214
	Meeting table (8 seats)	2400	1000	740	CNM24C	1864	2610
	Meeting table (8 seats)	2400	1200	740	CNM243	1889	3073
	Meeting table (10 seats)	2800	1200	740	CNM284	2029	3405

	Description	W	D	H	Code	Price, GBP (RRP)	
						HPL: HA19B01 HA19B02	HPL Fenix: HA09B01 HA19B03
						Metal: MA01 MA03 MA02 MA04 MA05 MA06 MA07	
						Solid wood: NB01 NB02	
	Meeting table (4 seats) with wood insert, grommet for wire management and metal cable tray	1200	1200	740	CNM126	1312	1836
	Meeting table (6 seats) with wood insert, grommet for wire management and metal cable tray	1400	1400	740	CNM14F	1692	2248
	Meeting table (6 seats) with wood insert, grommet for wire management and metal cable tray	1600	1200	740	CNM16M	1513	2081
	Meeting table (6 seats) with wood insert, grommet for wire management and metal cable tray	1600	1400	740	CNM16N	1764	2400
	Meeting table (6 seats) with wood insert, grommet for wire management and metal cable tray	1800	1200	740	CNM186	1574	2366
	Meeting table (8 seats) with wood insert, two grommets for wire management and two metal cable trays	2400	1200	740	CNM245	2270	3334
	Meeting table (10 seats) with wood insert, two grommets for wire management and two metal cable trays	2800	1200	740	CNM286	2432	3672
						HPL: HA19B01 HA19B02	HPL Fenix: HA09B01 HA19B03
						Metal: MA01 MA03 MA02 MA04 MA05 MA06 MA07	
						Solid wood: NB01 NB02	
						Power socket standard: EU UK FR CH	
	Meeting table (4 seats) with power socket and a metal cable tray	1200	1200	740	CNM125	1382	1973

	Description	W	D	H	Code	Price, GBP (RRP)	
						HPL: HA19B01 HA19B02	HPL Fenix: HA09B01 HA19B03
						Metal: MA01 MA03 MA02 MA04 MA05 MA06 MA07	
						Solid wood: NBO1 NBO2	
						Power socket standard: EU UK FR CH	
	Meeting table (6 seats) with power socket and a metal cable tray	1600	1200	740	CNM16P	1626	2221
	Meeting table (6 seats) with power socket and a metal cable tray	1800	1200	740	CNM185	1707	2376
	Meeting table (8 seats) with two power sockets and two metal cable trays	2400	1000	740	CNM24D	2388	3134
	Meeting table (8 seats) with two power sockets and two metal cable trays	2400	1200	740	CNM244	2413	3597
	Meeting table (10 seats) with two power sockets and two metal cable trays	2800	1200	740	CNM285	2553	3929
	Meeting table (4 seats) with wood insert, two power socket and metal cable tray	1200	1200	740	CNM128	1722	2246
	Meeting table (6 seats) with wood insert, two power socket and metal cable tray	1400	1400	740	CNM14J	2139	2695
	Meeting table (6 seats) with wood insert, two power socket and metal cable tray	1600	1200	740	CNM16S	1960	2528
	Meeting table (6 seats) with wood insert, two power socket and metal cable tray	1600	1400	740	CNM16T	2211	2847

	Description	W	D	H	Code	Price, GBP (RRP)	
						HPL: HA19B01 HA19B02	HPL Fenix: HA09B01 HA19B03
						Metal: MA01 MA03 MA02 MA04 MA05 MA06 MA07	
						Solid wood: NB01 NB02	
						Power socket standard: EU UK FR CH	
	Meeting table (6 seats) with wood insert, two power socket and metal cable tray	1800	1200	740	CNM188	1981	2773
	Meeting table (8 seats) with wood insert, four power sockets and two metal cable trays	2400	1200	740	CNM247	3097	4161
	Meeting table (10 seats) with wood insert, four power sockets and two metal cable trays	2800	1200	740	CNM288	3260	4500
						HPL: HA19B01 HA19B02	HPL Fenix: HA09B01 HA19B03
						Solid wood: NB01 NB02	
	Coffee table with wood legs (round)	Ø700		480	CNN072	385	581
	Coffee table with wood legs	700	700	480	CNN073	466	665
						Metal: MA01 MA02 MA03 MA04	
	Vertical metal cable duct for mounting to a wooden central table leg, L = 672 mm	72	60	672	G9A0030	41	

NOVA Wood Multipurpose

Quality standard

EN 1730:2012
EN 15372:2016



Technical information

Types

- Conference & Meeting tables (1)
- High tables (2)

1



2



MFC (melamine) tabletop

- 25 mm with 2 mm ABS edging;
- The corners of desktop are rounded: R2 mm;
- 1,5 mm gap between the legs and the desktop.

HPL tabletop

- 26 mm MDF covered in HPL with sloping painted edges;
- Slopping painted edges: white or black colour;
- The corners of desktop are rounded: R10 mm;
- 1,5 mm gap between the legs and the desktop.

Metal beam

- Metal tube;
- With welded metal plates for leg fixing;
- Powder coated metal.

Legs and central leg

- Lacquered and stained natural ash solid wood;
- Glued wood construction;
- With metal inserts for fixing;
- Plastic feet with height levelling (+10 mm).

Castors

- Four swivel castors, Ø100 mm;
- With wheel brakes;
- Rotate in all directions;
- Max load capacity: 100 kg per castor.
- Make sure that before relocating your table with castors, all electrical components are disconnected from the main power source and stacked into a cable tray.

Accessories (optional)

Top and bottom side shelves (1)

- Powder coated metal;
- Different shelves are designed for two heights: 1100 mm; 1456 mm (from the ground);
- Can be easily removed or placed on different leg without any tools;
- Max load capacity: 10 kg per shelf.

Planter box (2)

- Powder coated metal;
- Can be easily removed or placed to a different position without any tools;
- Hang only on the top table crossbar;
- Not suitable for direct planting;
- Max load capacity: 10 kg per box.

Cable tray (3)

- Dimensions: 480x367, H=68 mm;
- Matches the colour of frame;
- Powder coated metal.

Screen mount (4)

- Powder coated metal;
- Suitable for TV and whiteboard;
- Can be easily removed or placed on different leg without any tools;
- Can be placed only in one height (monitor / whiteboard centre measured from the floor): 1420 mm;
- Hanging support is made from bent metal sheet - 482x116x51 mm
- The plate for the monitor is made from a bent metal sheet - 230x230x32 mm;
- VESA standard - 75x75 mm, 100x100 mm, 200x100 mm, 200x200 mm;
- Recommended screen up to 48"- 49" (maximum screen height 64 cm), weight up to 12 kg;
- Screws for screen fixing to VESA plate are NOT INCLUDED.

Whiteboard (5)

- 14 mm MDF covered in HPL with sloping painted edges;
- Can be easily removed or placed on different sides of legs.

Hook (6)

- Powder coated metal;
- Hang only on the top table crossbar;
- Max load capacity: 3 kg per hook.

1



2



3



4



5

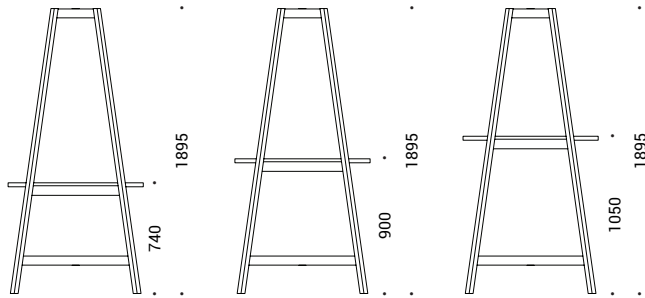


6




RANGE

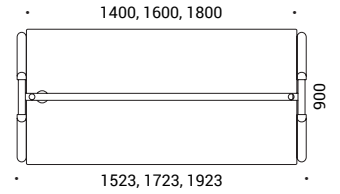
Multipurpose tables



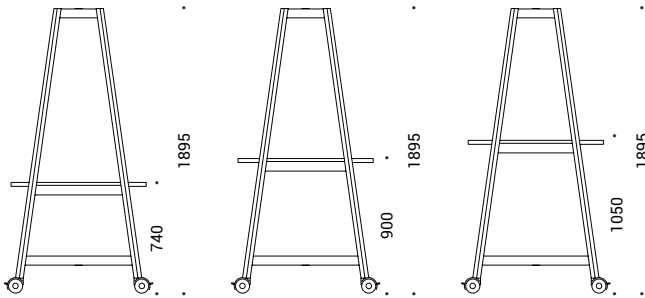
Tabletop




Tabletop with cut out for power socket



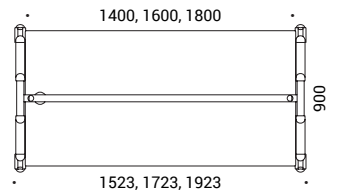
Multipurpose tables with castors



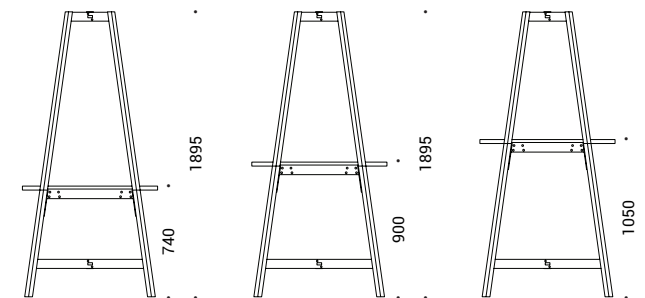
Tabletop




Tabletop with cut out for power socket




Multipurpose table extensions (not possible with castors)



Tabletop





Tabletop with cut out for power socket



Additional information

- Two types of tabletops are available for the NOVA WOOD Multipurpose tables: HPL with sloping painted edges and Melamine with ABS 2mm straight edges.
- MDF tabletops covered in HPL with sloping raw (painted) edges are especially sensitive to contact with hard surfaces like metal or wood, thus require extra caution when used with hard seating furniture.
- If you want to increase the number of workplaces, you can use max 2 supplementary units in one combination.



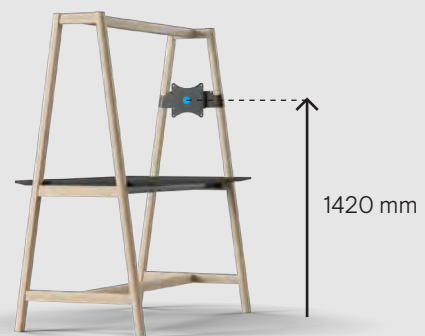
- It is possible to hang two shelves and screen mount on the same table leg and on different sides of legs.

- Table extension is possible only with tables of the same height.



- Easy way to place and remove shelves and screen mount.

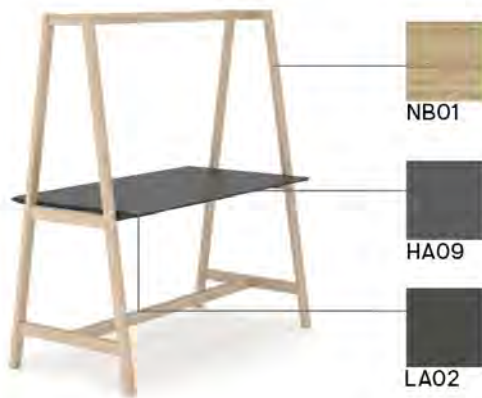
- The height from the center of the VESA plate to the ground is 1420 mm.



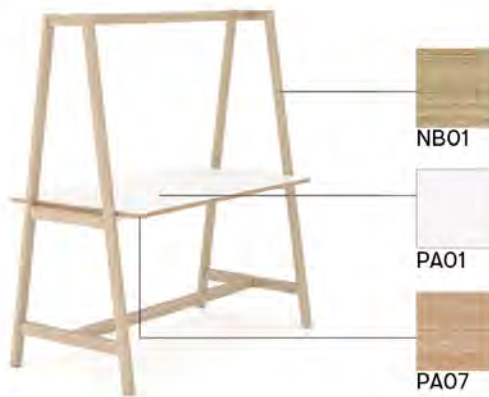
- For more information about electrical components installation, please see cable management guidelines.

Ordering example



Code structure



DHH161.	HA09 LA02.	MA01.	NB01
Product	HPL with painted edge	Metal (frame)	Solid wood (legs)








DHM161.	PA01 PA07.	MA03.	NB01
Product	Melamine with ABS edge	Metal (frame)	Solid wood (legs)

	Description	W	D	H	Code	Price, GBP (RRP)	
						Melamine:	
						PA06 PA07 PA09 PA10 PA01 PA- PA08 PA04 01PA07 PA03 PA05 PA02	
						Metal: MA01 MA02 MA03 MA04	
						Solid wood: NBO1 NBO2	
	Multipurpose table	1523 (1400)*	900	1895 (740)*	DHM140	1792	1836
		1723 (1600)*	900	1895 (740)*	DHM160	1896	1952
		1923 (1800)*	900	1895 (740)*	DHM180	2018	2084
	Multipurpose table (High)	1523 (1400)*	900	1895 (900)*	DHM141	1785	1829
		1723 (1600)*	900	1895 (900)*	DHM161	1889	1945
		1923 (1800)*	900	1895 (900)*	DHM181	2011	2077
	Multipurpose table (High)	1523 (1400)*	900	1895 (1050)*	DHM142	1778	1822
		1723 (1600)*	900	1895 (1050)*	DHM162	1882	1938
		1923 (1800)*	900	1895 (1050)*	DHM182	2004	2070
	! For tables with cut-out G6F0213 or G6F0212 must be ordered as a separate product.						
	Multipurpose table with cut out for power socket	1523 (1400)*	900	1895 (740)*	DHM143	1792	1836
		1723 (1600)*	900	1895 (740)*	DHM163	1896	1952
		1923 (1800)*	900	1895 (740)*	DHM183	2018	2084
	Multipurpose table with cut out for power socket (High)	1523 (1400)*	900	1895 (900)*	DHM144	1785	1829
		1723 (1600)*	900	1895 (900)*	DHM164	1889	1945
		1923 (1800)*	900	1895 (900)*	DHM184	2011	2077





* Tabletop width; ** Tabletop height

	Description	W	D	H	Code	Price, GBP (RRP)	
						Melamine:	
						PA06 PA07 PA09 PA10 PA01 PA- PA08 PA04 01PA07 PA03 PA05 PA02	
						Metal: MA01 MA02 MA03 MA04	
						Solid wood: NB01 NB02	
	Multipurpose table with cut out for power socket (High)	1523 (1400)*	900	1895 (1050)*	DHM145	1778	1822
		1723 (1600)*	900	1895 (1050)*	DHM165	1882	1938
		1923 (1800)*	900	1895 (1050)*	DHM185	2004	2070
	Multipurpose table supplementary unit	1462 (1400)*	900	1895 (740)*	DHE140	1297	1341
		1662 (1600)*	900	1895 (740)*	DHE160	1401	1457
		1862 (1800)*	900	1895 (740)*	DHE180	1523	1589
	Multipurpose table supplementary unit (High)	1462 (1400)*	900	1895 (900)*	DHE141	1293	1337
		1662 (1600)*	900	1895 (900)*	DHE161	1397	1453
		1862 (1800)*	900	1895 (900)*	DHE181	1519	1585
	Multipurpose table supplementary unit (High)	1462 (1400)*	900	1895 (1050)*	DHE142	1290	1334
		1662 (1600)*	900	1895 (1050)*	DHE162	1394	1450
		1862 (1800)*	900	1895 (1050)*	DHE182	1516	1582
		! For tables with cut-out G6F0213 or G6F0212 must be ordered as a separate product.					
	Multipurpose table supplementary unit with cut out for power socket	1462 (1400)*	900	1895 (740)*	DHE143	1297	1341
		1662 (1600)*	900	1895 (740)*	DHE163	1401	1457
		1862 (1800)*	900	1895 (740)*	DHE183	1523	1589

* Tabletop width; ** Tabletop height





	Description	W	D	H	Code	Price, GBP (RRP)	
						Melamine:	
						PA06 PA07 PA09 PA10 PA01 PA- PA08 PA04 01PA07 PA03 PA05 PA02	
						Metal: MA01 MA02 MA03 MA04	
						Solid wood: NB01 NB02	
	Multipurpose table supplementary unit with cut out for power socket (High)	1462 (1400)*	900	1895 (900)*	DHE144	1293	1337
		1662 (1600)*	900	1895 (900)*	DHE164	1397	1453
		1862 (1800)*	900	1895 (900)*	DHE184	1519	1585
	Multipurpose table supplementary unit with cut out for power socket (High)	1462 (1400)*	900	1895 (1050)*	DHE145	1290	1334
		1662 (1600)*	900	1895 (1050)*	DHE165	1394	1450
		1862 (1800)*	900	1895 (1050)*	DHE185	1516	1582
	Multipurpose table with castors	1523 (1400)*	900	1895 (740)*	DHM14A	2328	2372
		1723 (1600)*	900	1895 (740)*	DHM16A	2432	2488
		1923 (1800)*	900	1895 (740)*	DHM18A	2554	2620
	Multipurpose table with castors (High)	1523 (1400)*	900	1895 (900)*	DHM14B	2321	2365
		1723 (1600)*	900	1895 (900)*	DHM16B	2425	2481
		1923 (1800)*	900	1895 (900)*	DHM18B	2547	2613
	Multipurpose table with castors (High)	1523 (1400)*	900	1895 (1050)*	DHM14C	2306	2350
		1723 (1600)*	900	1895 (1050)*	DHM16C	2410	2466
		1923 (1800)*	900	1895 (1050)*	DHM18C	2532	2598

* Tabletop width; ** Tabletop height


	Description	W	D	H	Code	Price, GBP (RRP)	
						Melamine:	
						PA06 PA07 PA09 PA10 PA01 PA- PA08 PA04 01PA07 PA03 PA05 PA02	
						Metal: MA01 MA02 MA03 MA04	
						Solid wood: NB01 NB02	
	! For tables with cut-out G6F0213 or G6F0212 must be ordered as a separate product.						
	Multipurpose table with cut out for power socket and castors	1523 (1400)*	900	1895 (740)*	DHM14D	2328	2372
		1723 (1600)*	900	1895 (740)*	DHM16D	2432	2488
		1923 (1800)*	900	1895 (740)*	DHM18D	2554	2620
	Multipurpose table with cut out for power socket and castors (High)	1523 (1400)*	900	1895 (900)*	DHM14E	2321	2365
		1723 (1600)*	900	1895 (900)*	DHM16E	2425	2481
		1923 (1800)*	900	1895 (900)*	DHM18E	2547	2613
	Multipurpose table with cut out for power socket and castors (High)	1523 (1400)*	900	1895 (1050)*	DHM14F	2306	2350
		1723 (1600)*	900	1895 (1050)*	DHM16F	2410	2466
		1923 (1800)*	900	1895 (1050)*	DHM18F	2532	2598
						HPL:	HPL Fenix:
						HA19B01 HA19B02	HA09B01 HA19B03
						Metal: MA01 MA03	
						Solid wood: NB01 NB02	
	Multipurpose table	1523 (1400)*	900	1895 (740)*	DHH140	2206	2498
		1723 (1600)*	900	1895 (740)*	DHH160	2336	2680
		1923 (1800)*	900	1895 (740)*	DHH180	2487	2864

	Description	W	D	H	Code	Price, GBP (RRP)	
						HPL: HA19B01 HA19B02	HPL Fenix: HA09B01 HA19B03
						Metal: MA01 MA03	
						Solid wood: NB01 NB02	
	Multipurpose table (High)	1523 (1400)*	900	1895 (900)*	DHH141	2199	2491
		1723 (1600)*	900	1895 (900)*	DHH161	2329	2673
		1923 (1800)*	900	1895 (900)*	DHH181	2480	2857
	Multipurpose table (High)	1523 (1400)*	900	1895 (1050)*	DHH142	2192	2484
		1723 (1600)*	900	1895 (1050)*	DHH162	2322	2666
		1923 (1800)*	900	1895 (1050)*	DHH182	2473	2850
! For tables with cut-out G6F0213 or G6F0212 must be ordered as a separate product.							
	Multipurpose table with cut out for power socket	1523 (1400)*	900	1895 (740)*	DHH143	2206	2498
		1723 (1600)*	900	1895 (740)*	DHH163	2336	2680
		1923 (1800)*	900	1895 (740)*	DHH183	2487	2864
	Multipurpose table with cut out for power socket (High)	1523 (1400)*	900	1895 (900)*	DHH144	2199	2491
		1723 (1600)*	900	1895 (900)*	DHH164	2329	2673
		1923 (1800)*	900	1895 (900)*	DHH184	2480	2857
	Multipurpose table with cut out for power socket (High)	1523 (1400)*	900	1895 (1050)*	DHH145	2192	2484
		1723 (1600)*	900	1895 (1050)*	DHH165	2322	2666
		1923 (1800)*	900	1895 (1050)*	DHH185	2473	2850





* Tabletop width; ** Tabletop height

	Description	W	D	H	Code	Price, GBP (RRP)	
						HPL: HA19B01 HA19B02	HPL Fenix: HA09B01 HA19B03
						Metal: MA01 MA03	
						Solid wood: NBO1 NBO2	
	Multipurpose table supplementary unit	1462 (1400)*	900	1895 (740)*	DHE14A	1711	2003
		1662 (1600)*	900	1895 (740)*	DHE16A	1841	2185
		1862 (1800)*	900	1895 (740)*	DHE18A	1992	2369
	Multipurpose table supplementary unit (High)	1462 (1400)*	900	1895 (900)*	DHE14B	1707	1999
		1662 (1600)*	900	1895 (900)*	DHE16B	1837	2181
		1862 (1800)*	900	1895 (900)*	DHE18B	1988	2365
	Multipurpose table supplementary unit (High)	1462 (1400)*	900	1895 (1050)*	DHE14C	1704	1996
		1662 (1600)*	900	1895 (1050)*	DHE16C	1834	2178
		1862 (1800)*	900	1895 (1050)*	DHE18C	1985	2362
! For tables with cut-out G6F0213 or G6F0212 must be ordered as a separate product.							
	Multipurpose table supplementary unit with cut out for power socket	1462 (1400)*	900	1895 (740)*	DHE14D	1711	2003
		1662 (1600)*	900	1895 (740)*	DHE16D	1841	2185
		1862 (1800)*	900	1895 (740)*	DHE18D	1992	2369
	Multipurpose table supplementary unit with cut out for power socket (High)	1462 (1400)*	900	1895 (900)*	DHE14E	1707	1999
		1662 (1600)*	900	1895 (900)*	DHE16E	1837	2181
		1862 (1800)*	900	1895 (900)*	DHE18E	1988	2365

* Tabletop width; ** Tabletop height

	Description	W	D	H	Code	Price, GBP (RRP)	
						HPL: HA19B01 HA19B02	HPL Fenix: HA09B01 HA19B03
						Metal: MA01 MA03	
						Solid wood: NBO1 NBO2	
	Multipurpose table supplementary unit with cut out for power socket (High)	1462 (1400)*	900	1895 (1050)*	DHE14F	1704	1996
		1662 (1600)*	900	1895 (1050)*	DHE16F	1834	2178
		1862 (1800)*	900	1895 (1050)*	DHE18F	1985	2362
	Multipurpose table with castors	1523 (1400)*	900	1895 (740)*	DHH14A	2742	3034
		1723 (1600)*	900	1895 (740)*	DHH16A	2872	3216
		1923 (1800)*	900	1895 (740)*	DHH18A	3023	3400
	Multipurpose table with castors (High)	1523 (1400)*	900	1895 (900)*	DHH14B	2735	3027
		1723 (1600)*	900	1895 (900)*	DHH16B	2865	3209
		1923 (1800)*	900	1895 (900)*	DHH18B	3016	3393
	Multipurpose table with castors (High)	1523 (1400)*	900	1895 (1050)*	DHH14C	2720	3012
		1723 (1600)*	900	1895 (1050)*	DHH16C	2850	3194
		1923 (1800)*	900	1895 (1050)*	DHH18C	3001	3378
! For tables with cut-out G6F0213 or G6F0212 must be ordered as a separate product.							
	Multipurpose table with cut out for power socket and castors	1523 (1400)*	900	1895 (740)*	DHH14D	2742	3034
		1723 (1600)*	900	1895 (740)*	DHH16D	2872	3216
		1923 (1800)*	900	1895 (740)*	DHH18D	3023	3400

* Tabletop width; ** Tabletop height

	Description	W	D	H	Code	Price, GBP (RRP)		
						HPL: HA19B01 HA19B02	HPL Fenix: HA09B01 HA19B03	
						Metal: MA01 MA03		
						Solid wood: NB01 NB02		
	Multipurpose table with cut out for power socket and castors (High)	1523 (1400)*	900	1895 (900)*	DHH14E	2735	3027	
		1723 (1600)*	900	1895 (900)*	DHH16E	2865	3209	
		1923 (1800)*	900	1895 (900)*	DHH18E	3016	3393	
	Multipurpose table with cut out for power socket and castors (High)	1523 (1400)*	900	1895 (1050)*	DHH14F	2720	3012	
		1723 (1600)*	900	1895 (1050)*	DHH16F	2850	3194	
		1923 (1800)*	900	1895 (1050)*	DHH18F	3001	3378	
* Tabletop width; ** Tabletop height							Metal: MA01 MA02 MA03 MA04	
	* - Table top width/height							
	Top side shelf H=50	500	100	50	G9A0069	107		
	Top side shelf H=100	500	100	100	G9A0070	148		
	Bottom side shelf H=50	600	100	50	G9A0071	118		
	Bottom side shelf H=100	600	100	100	G9A0072	148		
	Planter box	600	150	100	G9A0073	192		
	Hook	95	25	83	G9A0074	18		
	Screen mount	482	70	230	G9A0247	137		
							HPL: HA08B01 HA08B02	
							Metal: MA01 MA02 MA03 MA04	
	HPL Whiteboard with a mount	580	14	660	DHZ009	296	296	

ROUND

Multipurpose

Quality standard

LST EN 15372:2017

Whiteboard with holder

Perforated top cover

Set of hooks for perforated top cover

Top and bottom side shelves

Metal frame under tabletop

Planter box

Top metal frame

Monitor holder

Tabletop

Hook

Central leg

Legs

Bottom metal frame



Technical information

Types

- 1000 mm depth multipurpose tables and supplementary units (1)
- 1400 mm depth multipurpose tables (2)

1



2



MFC (melamine) tabletop

- 25 mm thickness with 2 mm ABS edging;
- The corners of the tabletop are rounded: R100 mm;
- With or without a cut-out for a grommet and power socket.

HPL tabletop

- 26 mm thickness MDF covered in HPL with sloping painted edging;
- The corners of the tabletop are rounded: R75 mm;
- Sloping painted edges: white, black or grey colour;
- The bottom edges of the tabletop are sloped 75°;
- With or without a cut-out for a grommet and power socket.

Metal frame under tabletop

- Rectangular metal tube – 30x20 mm;
- Powder-coated metal.

Top and bottom metal frame

- Round metal tube – Ø 40 mm;
- Powder-coated metal.

Metal legs

- Bent metal tube - Ø 40 mm;
- With welded metal tube (Ø 40 mm) and plates for metal frame fixing;
- Powder-coated metal;
- Plastic feet with height levelling (+10 mm) or castors (only for 1000 mm depth tables).

Central leg (only for 1000 mm depth tables)

- Bent metal tube Ø 40 mm;
- With welded metal tube Ø 45, Ø 40 mm and plates for metal frame fixing;
- Powder coated metal;
- Plastic feet with height levelling (+10 mm) or castors.

Central leg (only for 1400 mm depth tables)

- Welded metal tube (Ø 40 mm), 60x30 mm and plates for metal frame fixing;
- Powder-coated metal;
- Plastic feet with height levelling (+10 mm).

Supports or castors

- 1000 mm depth tables are available with or without castors;
- Four swivel castors, Ø 100 mm, with wheel brakes;
- Castors rotate in all directions;
- Maximum load capacity: 100 kg per castor.
- Make sure that, before relocating your table with castors, all electrical components are disconnected from the main power source and stacked into a cable tray.

Accessories (optional)

Top and bottom side shelves (1)

- Measurements for 1000 mm depth tables: 590x100x50, 590x100x100, 680x100x50, 680x100x100 mm;
- Measurements for 1400 mm depth tables: 850x100x50, 850x100x100, 940x100x50, 940x100x100 mm;
- Bent metal sheet with welded metal holders;
- Powder-coated metal;
- Different shelves are designed for two heights: 1140 mm and 1480 mm (measuring from the floor);
- Can be easily removed or placed on different legs without any tools;
- Maximum load capacity: 5 kg per shelf.

Planter box (2)

- Measurements for 1000mm depth tables: 600x108x100 mm;
- Measurements for 1400mm depth tables: 900x278x100 mm;
- Bent metal sheet with welded metal holders;
- Powder-coated metal;
- Can be easily removed or placed without any tools;
- Meant to hang only on the top metal frames;
- Not suitable for direct planting;
- Maximum load capacity: 5 kg per box.

Perforated top cover (3)

- Measurements for 1000 mm depth tables: 1600x164x23 mm (for L=1680 mm tables), 1800x164x23 mm (for L=1880 mm tables);
- Measurements for 1400 mm depth tables: 1180x334x23 mm (2pcs., for L=2480 mm tables), 1380x334x23 mm (2pcs., for L=2880 mm tables);
- 1 mm thickness metal sheet with perforated \varnothing 8 mm holes;
- Welded with metal profiles;
- Hang only on the top metal frames. Fixed with metal screws.

Set of hooks for perforated top cover (4)

- Made of bent wire, \varnothing 3 mm;
- Powder-coated metal;
- Hang only on the perforated top cover;
- Maximum load capacity: 1 kg per hook.

1



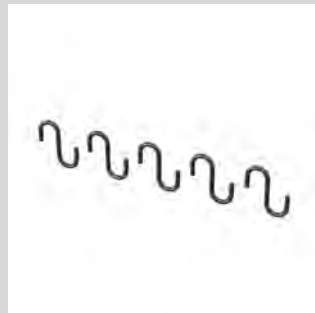
2



3



4



Monitor holder (5)

- Two heights available (monitor centre measured from the floor): 1100 mm (only for tabletop H=740 mm) or 1440 mm (for tabletop H=740/900/1050 mm);
- Hanging support is made from bent metal sheet. For 1000 mm depth tables: 565x116x51 mm and 655x116x51 mm. For 1400 mm depth tables: 825x116x51 mm and 915x116x51 mm;
- The plate for the monitor is made from a bent metal sheet (230x230x32 mm);
- Powder-coated metal;
- VESA standard – 75x75, 100x100, 200x100, 200x200 mm;
- Recommended screen up to 48"- 49" (maximum screen height 64 cm/25.2"), weight up to 12 kg;
- Screws for screen fixing to VESA plate are NOT INCLUDED.

Whiteboard with a holder (6)

- Two heights available (board centre measured from the floor): 1100 mm (only for tabletop H=740 mm) or 1440 mm (for tabletop H=740/900/1050 mm);
- Hanging support is made from bent metal sheet. For 1000 mm depth tables: 565x116x51 mm and 655x116x51 mm. For 1400 mm depth tables: 825x116x51 mm and 915x116x51 mm;
- Plate for board fixing is made from a bent metal sheet (230x230x32 mm);
- Board (660x580 mm) from 14 mm MDF covered in HPL with sloping painted edges;
- Can be easily removed or placed on different sides of legs.

Hook (under tabletop) (7)

- Made from a bent metal sheet (80x78x30 mm);
- Powder-coated metal;
- Fixing with screws (only under tabletop);
- Maximum load capacity: 5 kg per hook.

5



6



7



Electrical accessories (optional)

Cable tray (for 1000 mm depth tables)

- Dimensions: 480x367x68 mm;
- Powder-coated metal.

Cable tray (for 1400 mm depth tables)

- Dimensions: 500x100x110 mm;
- Powder-coated metal.

Cable duct

- Plastic cable duct with metal base, L=750 mm;
- Plastic cable duct with metal base, L=1250 mm.

Rounded metal desk grommet (for 1400 mm depth tables)

- Metal sheet box dimensions – 322x127x26 mm;
- Powder-coated metal.

Available power unit configurations (for 1000 mm depth tables)

- Integrated AC power socket;
- Integrated AC power socket and USB fast charger type-A and type-C, with one cable guide for HDMI or LAN;
- Power unit (3 x AC power sockets 100 – 240 V).
Standards: EU, FR, UK, CH, US.

Available power unit configurations (for 1400 mm depth tables)

- Power unit (3 x AC power sockets 100 – 240 V).
Standards: EU, FR, UK, CH, US.

Power supply cables

- AC plug – GST18i3 female connector;
- AC plug standards: EU, UK, FR, CH, US;
- Cable lengths: 1 m and 3 m;
- Cable core: 1,5 mm² (EU, FR, UK, CH);
- Inline overcurrent protection (OCP 10A) (for the CH market);
- Cable core: 14AWG (for the US market);
- Inline overcurrent protection (OCP 15A) (for the US market);
- Inline overcurrent protection fulfils the statutory requirements: in the USA for more than 3 sockets, in Switzerland for more than 1 socket;
- Black colour.

Extension cables

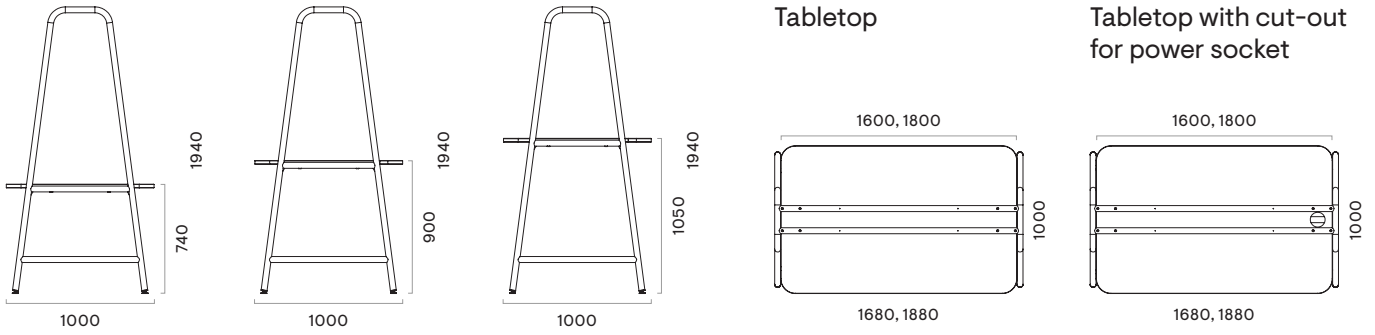
- GST18i3 female connector – GST18i3 male connector;
- Cable lengths: 1 m, 2 m and 3 m;
- Cable core: 1,5 mm² (EU, FR, UK, CH);
- Cable core: 14AWG (for the US market)
- Black colour.

Distributor block

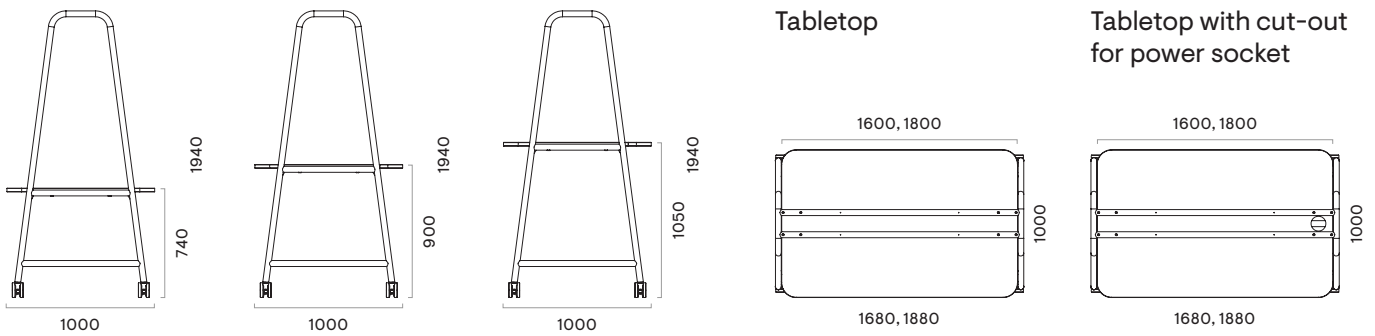
- Distributor block GST18i3 (1 IN, 2 OUT);
- Distributor block GST18i3 (1 IN, 3 OUT).

Range

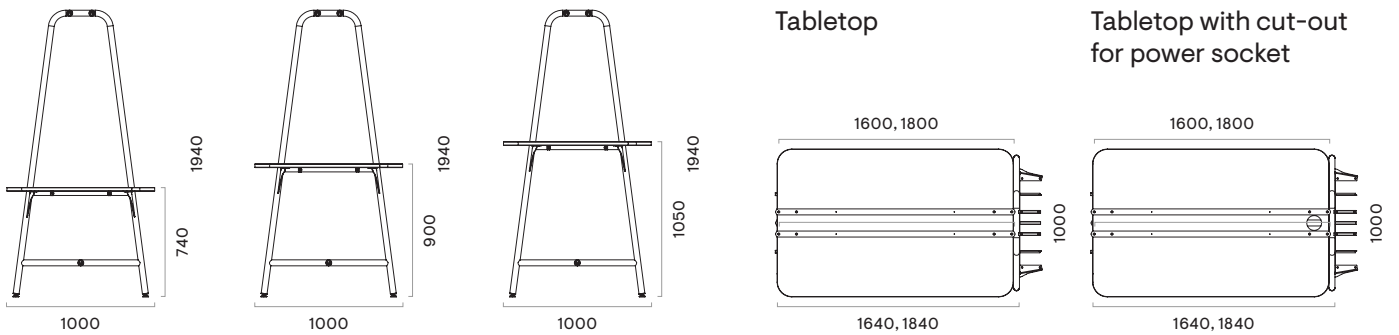
1000 mm depth multipurpose tables



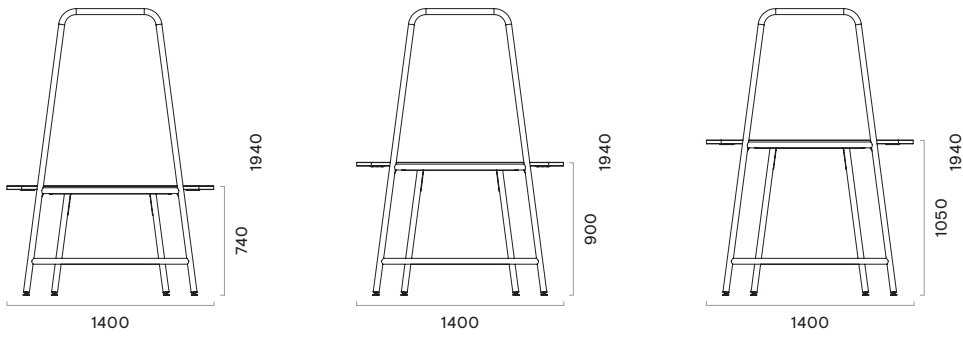
1000 mm depth multipurpose tables with castors



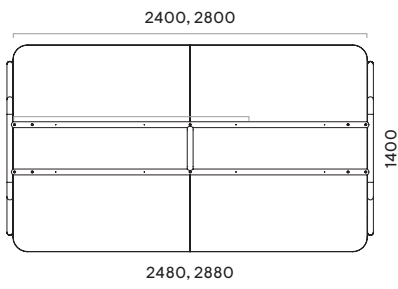
1000 mm depth multipurpose table supplementary units (not possible with castors)



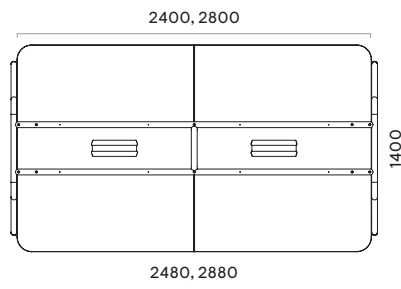
1400 mm depth multipurpose tables



Tabletop



Tabletop with cut-out for power socket

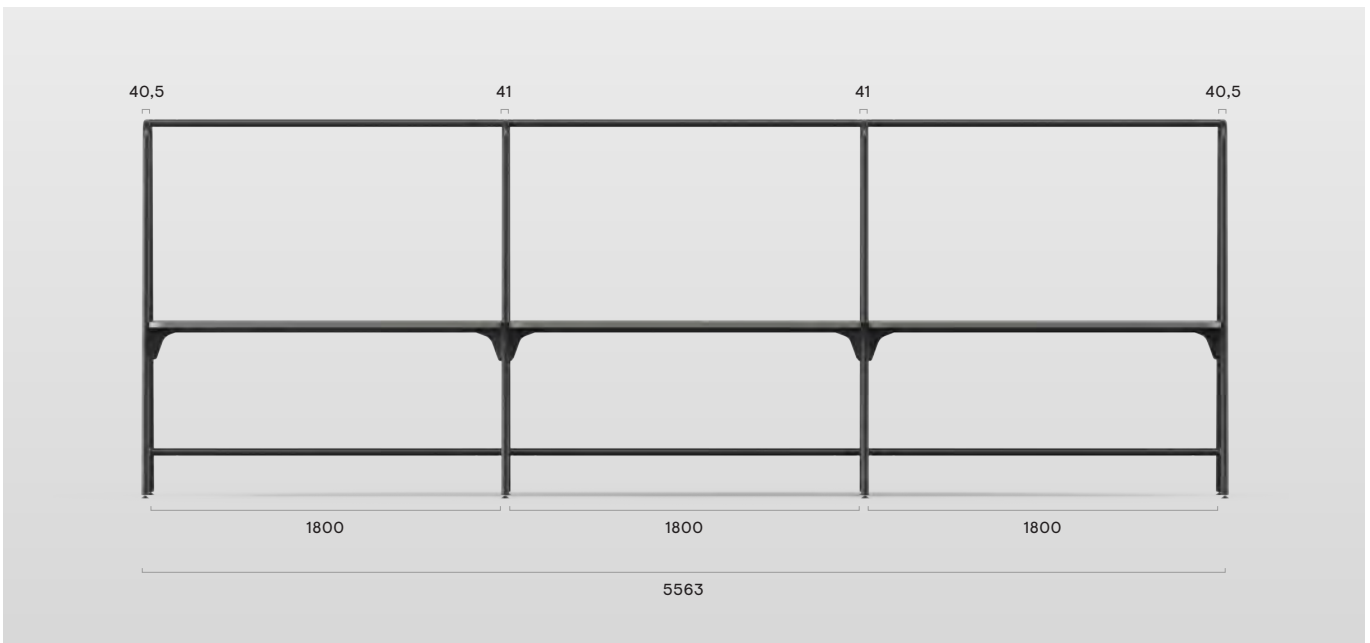


Additional information

- Two types of tabletops are available for the ROUND Multipurpose tables: HPL with sloping painted edges and Melamine with ABS 2mm straight edges.
- MDF tabletops covered in HPL with sloping raw (painted) edges are especially sensitive to contact with hard surfaces like metal or wood, thus require extra caution when used with hard seating furniture.



- There is no limitation to the number of supplementary units in one combination. Please note that with every additional supplementary unit, the general dimensions of the table increase by 1 mm (e.g. 3 additional supplementary units add 3 mm in width).



- Supplementary unit is possible only with tables of the same height.
- It is possible to hang two shelves and a monitor holder or a whiteboard on the same table leg and on different sides of the legs.
- Tool-free shelf, planter box, monitor holder and whiteboard assembly and removal.
- The perforated top cover is designed for decorative purposes only.
- A set of hooks should be placed on the perforated top cover. Hooks can be used to hang lights, plant garland or other lightweight decorations.

- Two different monitor holder and whiteboard holder heights available:



- Tables are made of bent metal tubes welded to other table parts. As a result, welding seam may be visible in some places.
- Due to the small size, the hooks for perforated top cover may be painted unevenly during the painting process. These minor paint irregularities will not be visible when placed on a perforated top cover.

Ordering example

CRA18F.	PA04.	MA01
Product	Melamine	Painted metal part












Cable management guidelines

!

All electrical installations should be done by a qualified person in accordance with local regulation.

↓

Electric power limits (how many power sockets can be plugged into one main socket, without overloading it) vary from country to country. Please see the following information.


Market	Plug/power cable	Max power (V X A)	Power socket type	Recommended / Legal maximum number of sockets fed from 1 plug	National Standard	OCP* requirement
EU	Type E (16A)  To GST18i3 Female Cable core 1,5mm ²	230V x 16A = 3680W	Type F  Schuttered Schuko (German)	Maximum of 8 power sockets would be considered as safe and reasonable limit on a same shared circuit. More sockets (10-16) would be possible if on a dedicated circuit intended to use only office equipment such as laptops, tablets, phone chargers (less than 200W). Although this fully depends on the load of the equipment on a circuit as whole.	N/A	N/A
FR	Type E (16A)  To GST18i3 Female Cable core 1,5mm ²	230V x 16A = 3680W	Type E  French/Belgian Socket	Maximum of 8 power sockets would be considered as safe and reasonable limit on a same shared circuit. More sockets (10-16) are possible if dedicated circuit is used only for office equipment such as laptops, tablets, phone chargers (less than 200W). Although this fully depends on the load of the equipment on a circuit as whole.	N/A	N/A
UK	Type G (13A)  To GST18i3 Female Cable core 1,5mm ²	230V x 13A = 2990W	Type G  UK Fused Socket (3,15A)	Maximum 6 fused (3,15A) power sockets can be fed from single starter cable in office and education environments.	BS 6396:2008+A1:2015 Electrical systems in office furniture and educational furniture	N/A
CH	Type J (10A)  To GST18i3 Female Cable core 1,5mm ²	230V x 10A = 2300W	Type J  Swiss socket	Maximum of 6 power sockets would be considered as safe and reasonable limit on a same shared circuit. More sockets (8-10) are possible if dedicated circuit is used only for office equipment such as laptops, tablets, phone chargers (less than 200W). Although this fully depends on the load of the equipment on a circuit as whole.	SEV 1011 Swiss national standard for plugs and sockets for domestic use and similar purposes	For units hardwired to a plug with 2 or more sockets being fed from it (10A OCP)
US	Type B (15A)  To GST18i3 Female Cable core 14AWG	120V x 15A = 1800W	Type B  NEMA 5-15P	A maximum of 8 power sockets can be fed from a single starter cable in office and education environments.	UL 962A UL STANDARD FOR SAFETY Furniture Power Distribution Units	For units hardwired to a plug with 4 or more sockets being fed from it (15A OCP – 14AWG cable)
EU FR UK CH US	Cable core 1mm ² (European markets) Cable core 18AWG (US market)	3680W 3680W 2990W 2300W 1800W	Type A+C (25W)  Twin USB fast charger	EU – max 30 sockets FR – max 30 sockets UK – max 30 sockets CH – max 20 sockets US – max 20 sockets	UL62368-1 Standard for Audio/video, information and communication technology equipment Part 1: Safety requirements	N/A

*Overcurrent protection. Please read further information in the next page.

Starter cables with overcurrent protection

Overcurrent protection (OCP) fulfils statutory:

- For USA for more than 3 sockets (UL 962A);
- For Switzerland for more than 1 socket (SEV 1011).

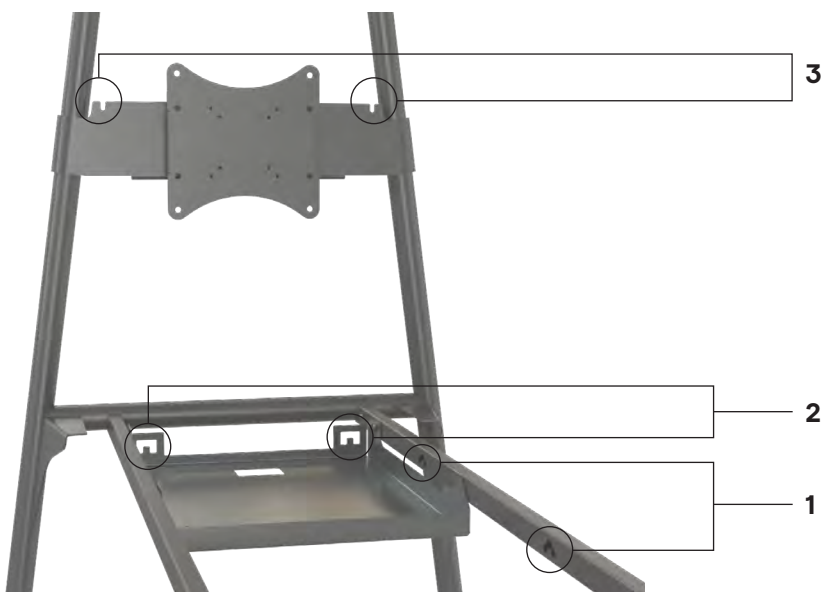


OCP device is hardwired into starter cables and designed to open the internal contacts in the event of a current flow in excess of the rated current according to its time/current characteristics. This protects the device from damage, should a surge occur. It can also provide load side protection to devices that are connected to higher rated supply side circuits.

A thermal bimetallic strip, which has the advantage of being immune to high inrush currents and line transients, is heated by over current and deflects thereby releasing the latch mechanism. The contacts open even if the reset button is manually held in the closed position. This is known as trip-free mechanism. The contacts open and close with a positive snap action and the tripped state is clearly indicated by the extended projection of the reset button.

Convenient wire management

The metal frame of the table (1), cable tray (2), and VESA holder (3) have special cut-outs designed for convenient horizontal wire management. Therefore, there is no need to purchase extra accessories.

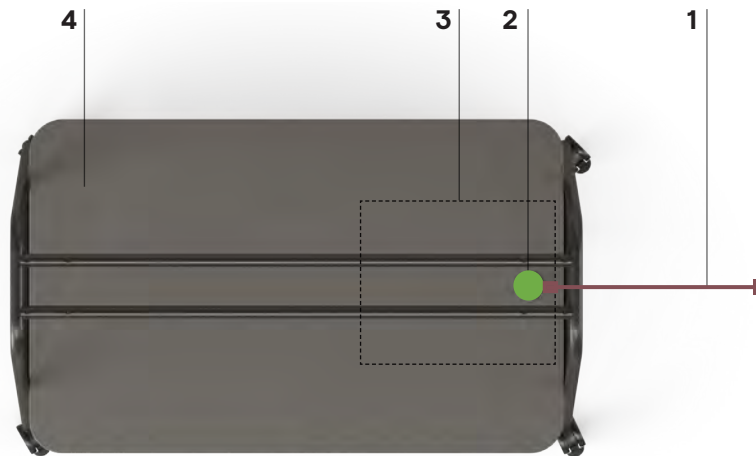






There are many solutions of how to manage electric power cables with GST18i3 connectors. See a few examples below.

Ordering example 1

CRA16F – 1680x1000x1940

Pricelist item's selection

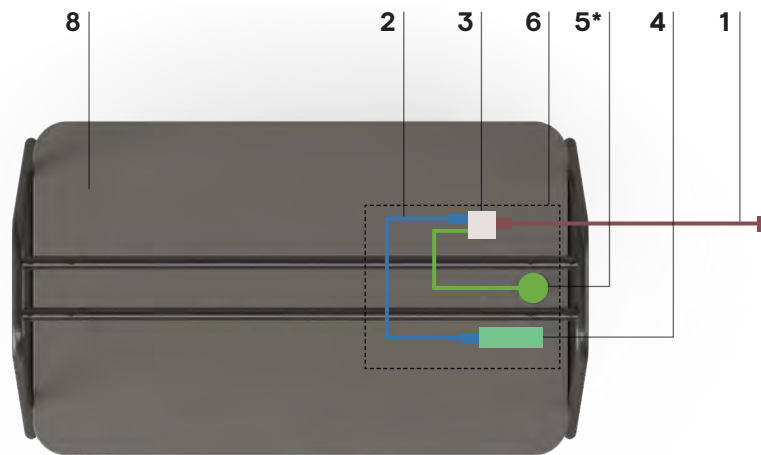


	Description	Code	Quantity (pcs.)
1	 Power supply cable	EU, UK, FR: G6F0430 or G6F0431 CH: G6F0457 or G6F0458 US: G6F0459 or G6F0460	1
2	 AC power socket and integrated USB fast charger (type-A and type-C)	G6F0212	1
3	 Cable tray*	G9A0076	1
4	 Multipurpose table with cut-out for power socket and castors (H1050)	CRA16F	1









*Make sure that, before relocating your table with castors, all electrical components are disconnected from the primary power source and stacked into a cable tray.

Ordering example 2

CRA163 – 1680x1000x1940



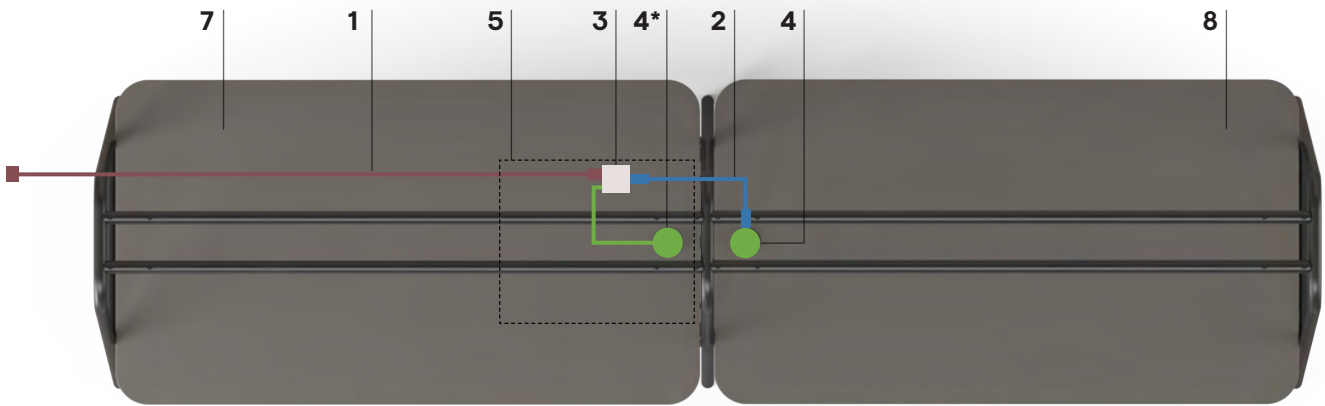
Pricelist item's selection

	Description	Code	Quantity (pcs.)
1	 Power supply cable	EU, UK, FR: G6F0430 or G6F0431 CH: G6F0457 or G6F0458 US: G6F0459 or G6F0460	1
2	 Extension cable GST18i3 male - GST18i3 female, 1 m	EU, UK, FR, CH: G6F0432 US: G6F0454	1
3	 Distributor block GST18i3 (1 IN, 2 OUT)	G6F0444	1
4	 Power unit (3 x AC power sockets)	G6F0436	1
5	 AC power socket and integrated USB fast charger (type-A and type-C)*	G6F0212	1
6	 Cable tray	G9A0076	1
7	 Cable duct (plastic) with metal base, L=750 mm	G6F0352	1
8	 Multipurpose table with cut out for power socket (H740)	CRA163	1









*Hardwired with 800 mm lead to male GST18i3, OE Electrics

Ordering example 3

CRA185 – 1880x1000x1940, CRE185 – 1840x1000x1940



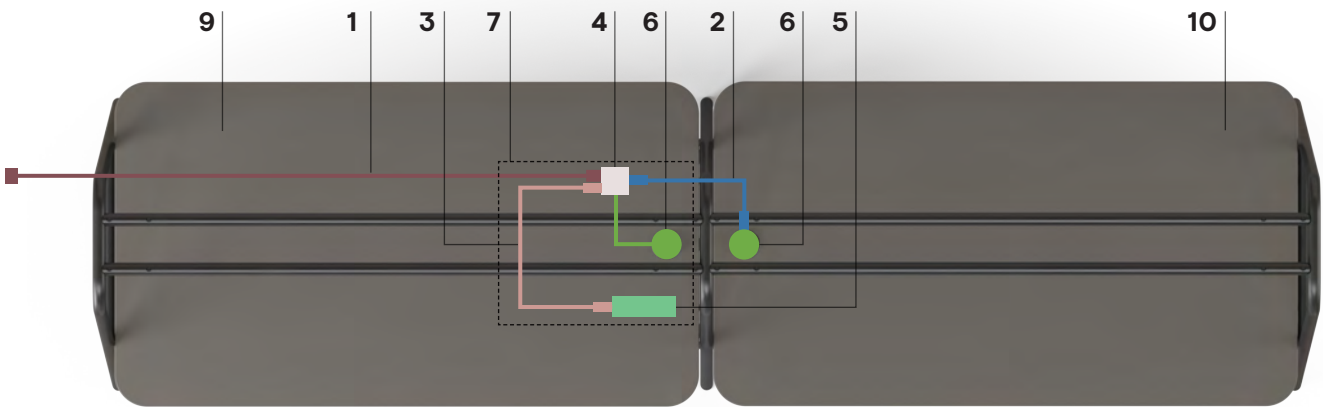
Pricelist item's selection

	Description	Code	Quantity (pcs.)
1	 Power supply cable	EU, UK, FR: G6F0430 or G6F0431 CH: G6F0457 or G6F0458 US: G6F0459 or G6F0460	1
2	 Extension cable GST18i3 male - GST18i3 female, 3 m	EU, UK, FR, CH: G6F0434 US: G6F0456	1
3	 Distributor block GST18i3 (1 IN, 2 OUT)	G6F0444	1
4	 AC power socket and integrated USB fast charger (type-A and type-C)*	G6F0212	2
5	 Cable tray	G9A0076	1
6	 Cable duct (plastic) with metal base, L=1250 mm	G6F0351	1
7	 High multipurpose table with cut out for power socket (H1050)	CRA185	1
8	 Supplementary unit for high multipurpose table with cut-out for power socket (H1050)	CRE185	1











*Hardwired with 800 mm lead to male GST18i3, OE Electrics

Ordering example 4

CRA185 - 1880x1000x1940, CRE185 - 1840x1000x1940

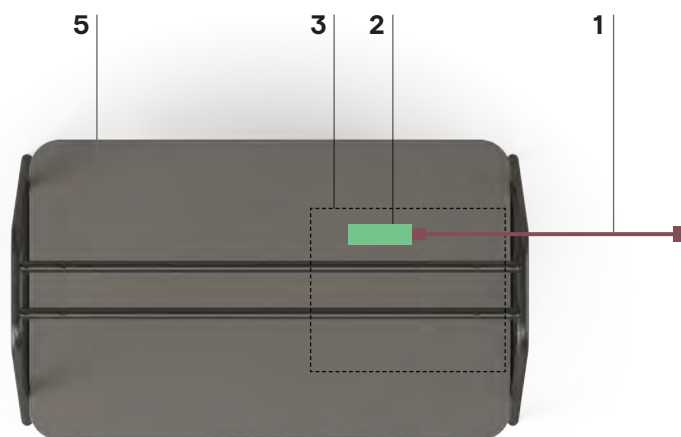


Pricelist item's selection






	Description	Code	Quantity (pcs.)
1	 Power supply cable	EU, UK, FR: G6F0430 or G6F0431 CH: G6F0457 or G6F0458 US: G6F0459 or G6F0460	1
2	 Extension cable GST18i3 male - GST18i3 female, 1 m	EU, UK, FR, CH: G6F0432 US: G6F0454	1
3	 Extension cable GST18i3 male - GST18i3 female, 3 m	EU, UK, FR, CH: G6F0434 US: G6F0456	1
4	 Distributor block GST18i3 (1 IN, 3 OUT)	G6F0445	1
5	 Power unit (3 x AC power sockets)	G6F0436	1
6	 AC power socket and integrated USB fast charger (type-A and type-C)	G6F0212	2
7	 Cable tray	G9A0076	1
8	 Cable duct (plastic) with metal base, L=1250 mm	G6F0351	1
9	 High multipurpose table with cut out for power socket (H1050)	CRA185	1
10	 Supplementary unit for high multipurpose table with cut-out for power socket (H1050)	CRE185	1

Ordering example 5

CRA160 - 1680x1000x1940

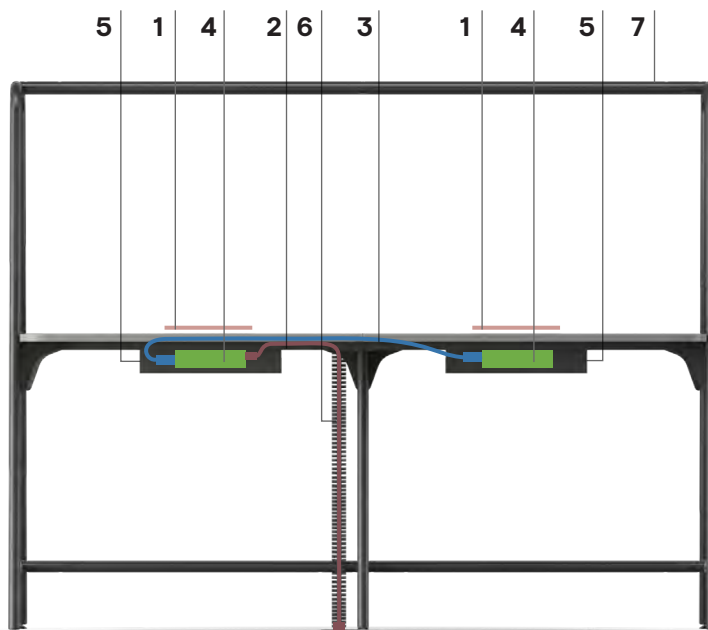


Pricelist item's selection








	Description	Code	Quantity (pcs.)
1	 Power supply cable	EU, UK, FR: G6F0430 or G6F0431 CH: G6F0457 or G6F0458 US: G6F0459 or G6F0460	1
2	 Power unit (3 x AC power sockets)	G6F0436	1
3	 Cable tray	G9A0076	1
4	 Cable duct (plastic) with metal base, L=750 mm	G6F0352	1
5	 Multipurpose table (H740)	CRA160	1

Ordering example 6

CRA245 - 2480x1400x1940

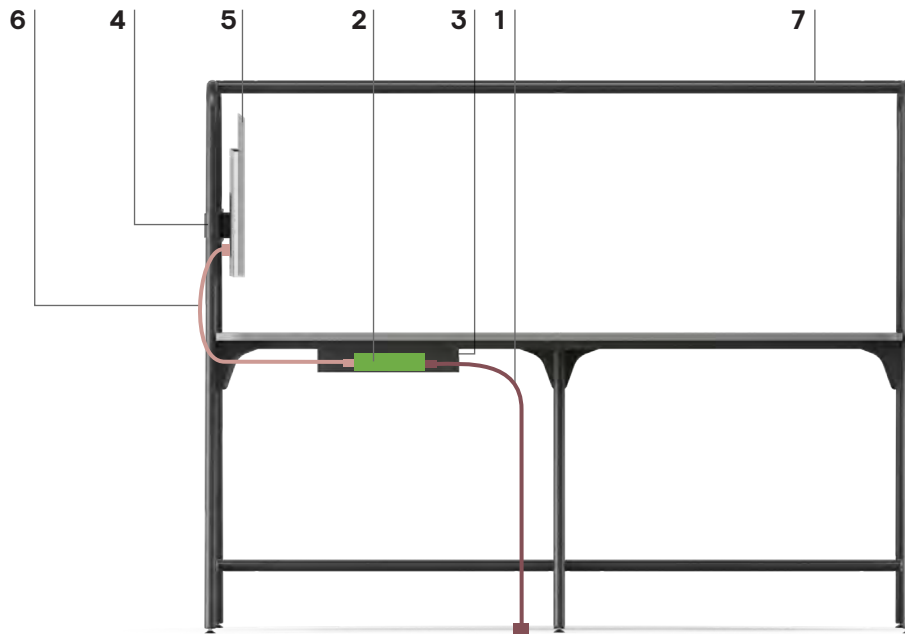


Pricelist item's selection







	Description	Code	Quantity (pcs.)
1	 Rounded metal desk grommet	G6F0440	1
2	 Power supply cable	EU, UK, FR: G6F0430 or G6F0431 CH: G6F0457 or G6F0458 US: G6F0459 or G6F0460	1
3	 Extension cable GST18i3 male - GST18i3 female, 1 m	EU, UK, FR, CH: G6F0432 US: G6F0454	1
4	 Power unit (3 x AC power sockets)	G6F0436	2
5	 Cable tray, L=500 mm	G9A0171	2
6	 Cable duct (plastic) with metal base, L=1250 mm	G6F0351	1
7	 High multipurpose table with cut-out for grommet (H1050)	CRA245	1







Ordering example 7










CRA242 - 2480x1400x1940



Pricelist item's selection

	Description	Code	Quantity (pcs.)
1	 Power supply cable Power unit (3 x AC power sockets)	EU, UK, FR: G6F0430 or G6F0431 CH: G6F0457 or G6F0458 us: G6F0459 or G6F0460 G6F0436	1 2
2	 Cable tray, L=500 mm	G9A0171	1
3	 Monitor holder for 1400 mm depth multipurpose tables (suitable for 740, 900, 1050 mm height tabletop)	G9A0218	1
4	 Monitor / TV	Not included	1
5	 Power cable for monitor /TV	Not included	1
6	 High multipurpose table	CRA242	1





Description	W	D	H	Code	Price, GBP (RRP)			
					Melamine:		HPL:	
					PA01 PA07 PA02 PA03	PA08 PA09 PA04 PA10 PA05	HA19B02 HA19B01	HA19B03 HA09B01
Depth 1000 mm					Painted metal part: MA01 MA02 MA03 MA04 MA05 MA06 MA07			
! For tables with cut-out G6F0213 or G6F0212 must be ordered as a separate product.								
 Multipurpose table	1680 (1600)*	1000	1940 (740)*	CRA160	1057	1116	1264	1541
	1880 (1800)*	1000	1940 (740)*	CRA180	1112	1182	1352	1663
 High multipurpose table	1680 (1600)*	1000	1940 (900)*	CRA161	1057	1116	1264	1541
	1880 (1800)*	1000	1940 (900)*	CRA181	1112	1182	1352	1663
	1680 (1600)*	1000	1940 (1050)*	CRA162	1057	1116	1264	1541
	1880 (1800)*	1000	1940 (1050)*	CRA182	1112	1182	1352	1663
 Multipurpose table with a cut-out for power socket	1680 (1600)*	1000	1940 (740)*	CRA163	1057	1116	1264	1541
	1880 (1800)*	1000	1940 (740)*	CRA183	1112	1182	1352	1663
 High multipurpose table with a cut-out for power socket	1680 (1600)*	1000	1940 (900)*	CRA164	1057	1116	1264	1541
	1880 (1800)*	1000	1940 (900)*	CRA184	1112	1182	1352	1663
	1680 (1600)*	1000	1940 (1050)*	CRA165	1057	1116	1264	1541
	1880 (1800)*	1000	1940 (1050)*	CRA185	1112	1182	1352	1663
 Supplementary unit for multipurpose table	1640 (1600)*	1000	1940 (740)*	CRE160	895	954	1102	1379
	1840 (1800)*	1000	1940 (740)*	CRE180	950	1020	1190	1501
 Supplementary unit for high multipurpose table	1640 (1600)*	1000	1940 (900)*	CRE161	895	954	1102	1379
	1840 (1800)*	1000	1940 (900)*	CRE181	950	1020	1190	1501
	1640 (1600)*	1000	1940 (1050)*	CRE162	895	954	1102	1379
	1840 (1800)*	1000	1940 (1050)*	CRE182	950	1020	1190	1501

Description	W	D	H	Code	Price, GBP (RRP)						
					Melamine:		HPL:				
					PA01 PA07 PA06 PA02 PA03	PA08 PA09 PA04 PA10 PA05	HA19B02 HA19B01	HA19B03 HA09B01			
Painted metal part:					MA01	MA02	MA03	MA04	MA05	MA06	MA07
	1640 (1600)*	1000	1940 (740)*	CRE163	895	954	1102	1379			
	1840 (1800)*	1000	1940 (740)*	CRE183	950	1020	1190	1501			
	1640 (1600)*	1000	1940 (900)*	CRE164	895	954	1102	1379			
	1840 (1800)*	1000	1940 (900)*	CRE184	950	1020	1190	1501			
	1640 (1600)*	1000	1940 (1050)*	CRE165	895	954	1102	1379			
	1840 (1800)*	1000	1940 (1050)*	CRE185	950	1020	1190	1501			
	1680 (1600)*	1000	1940 (740)*	CRA16A	1627	1686	1834	2111			
	1880 (1800)*	1000	1940 (740)*	CRA18A	1682	1752	1922	2233			
	1680 (1600)*	1000	1940 (900)*	CRA16B	1627	1686	1834	2111			
	1880 (1800)*	1000	1940 (900)*	CRA18B	1682	1752	1922	2233			
	1680 (1600)*	1000	1940 (1050)*	CRA16C	1627	1686	1834	2111			
	1880 (1800)*	1000	1940 (1050)*	CRA18C	1682	1752	1922	2233			
	1680 (1600)*	1000	1940 (740)*	CRA16D	1627	1686	1834	2111			
	1880 (1800)*	1000	1940 (740)*	CRA18D	1682	1752	1922	2233			
	1680 (1600)*	1000	1940 (900)*	CRA16E	1627	1686	1834	2111			
	1880 (1800)*	1000	1940 (900)*	CRA18E	1682	1752	1922	2233			
	1680 (1600)*	1000	1940 (1050)*	CRA16F	1627	1686	1834	2111			
	1880 (1800)*	1000	1940 (1050)*	CRA18F	1682	1752	1922	2233			














Description	W	D	H	Code	Price, GBP (RRP)			
					Melamine:		HPL:	
					PA01 PA07 PA06 PA02 PA03	PA08 PA09 PA04 PA10 PA05	HA19B02 HA19B01	HA19B03 HA09B01
					Painted metal part: MA01 MA02 MA03 MA04 MA05 MA06 MA07			

Depth 1400 mm















! For tables with cut-out grommets G6F0440 must be ordered as a separate products.

	Multipurpose table	2480 (2400)*	1400	1940 (740)*	CRA240	1845	1971	2267	2857
		2880 (2800)*	1400	1940 (740)*	CRA280	1955	2103	2465	3147
	High multipurpose table	2480 (2400)*	1400	1940 (900)*	CRA241	1845	1971	2267	2857
		2880 (2800)*	1400	1940 (900)*	CRA281	1955	2103	2465	3147
		2480 (2400)*	1400	1940 (1050)*	CRA242	1845	1971	2267	2857
		2880 (2800)*	1400	1940 (1050)*	CRA282	1955	2103	2465	3147
	Multipurpose table with a cut-out for grommet	2480 (2400)*	1400	1940 (740)*	CRA243	1845	1971	2267	2857
		2880 (2800)*	1400	1940 (740)*	CRA283	1955	2103	2465	3147
	High multipurpose table with a cut-out for grommet	2480 (2400)*	1400	1940 (900)*	CRA244	1845	1971	2267	2857
		2880 (2800)*	1400	1940 (900)*	CRA284	1955	2103	2465	3147
		2480 (2400)*	1400	1940 (1050)*	CRA245	1845	1971	2267	2857
		2880 (2800)*	1400	1940 (1050)*	CRA285	1955	2103	2465	3147

* - Table top width/height

Description	W	D	H	Code	Price, GBP (RRP)			
					Melamine:		HPL:	
					PA01 PA07 PA06 PA02 PA03	PA08 PA09 PA04 PA10 PA05	HA19B02 HA19B01	HA19B03 HA09B01
					Painted metal part: MA01 MA02 MA03 MA04 MA05 MA06 MA07			
ACCESSORIES (for depth 1000 mm)								
 Top side shelf for 1000 mm depth multipurpose tables, H=50 mm	590	148	50	G9A0200				122
 Top side shelf for 1000 mm depth multipurpose tables, H=100 mm	590	148	100	G9A0201				159
 Bottom side shelf for 1000 mm depth multipurpose tables, H=50 mm	680	148	50	G9A0202				129
 Bottom side shelf for 1000 mm depth multipurpose tables, H=100 mm	680	148	100	G9A0203				170
 Perforated top cover for 1600 mm width table (1 pc.)	1600	164	23	G9A0204				177
 Perforated top cover for 1800 mm width table (1 pc.)	1800	164	23	G9A0205				185
 Top planter box for 1000 mm depth multipurpose tables	600	197	100	G9A0206				203
 Hook	80	30	78	G9A0207				22
 Monitor holder for 1000 mm depth multipurpose tables (suitable for 740, 900, 1050 mm height tabletop)	565	51	230	G9A0208				155
 Monitor holder for 1000 mm depth multipurpose tables (suitable for 740 mm height tabletop)	655	51	230	G9A0209				163
 Set of hooks for perforated top cover (5 pcs.)	29	3	32	G9A0210				59
 HPL whiteboard with holder for 1000 mm depth multipurpose tables (suitable for 740, 900, 1050 mm height tabletop)	580 (565)*	14 (129)*	660	CRZ016				314
 HPL whiteboard with holder for 1000 mm depth multipurpose tables (suitable for 740 mm height tabletop)	580 (655)*	14 (129)*	660	CRZ017				322

* - Whiteboard with a holder width/depth

Description	W	D	H	Code	Price, GBP (RRP)			
					Melamine:		HPL:	
					PA01 PA07 PA06 PA02 PA03	PA08 PA09 PA04 PA10 PA05	HA19B02 HA19B01	HA19B03 HA09B01
					Painted metal part: MA01 MA02 MA03 MA04 MA05 MA06 MA07			
ACCESSORIES (for depth 1400 mm)								
 Rounded metal desk grommet	322	127	26	G6F0440			78	
 Top side shelf for 1400 mm depth multipurpose tables, H=50 mm	850	148	50	G9A0211			148	
 Top side shelf for 1400 mm depth multipurpose tables, H=100 mm	850	148	100	G9A0212			185	
 Bottom side shelf for 1400 mm depth multipurpose tables, H=50 mm	940	148	50	G9A0213			155	
 Bottom side shelf for 1400 mm depth multipurpose tables, H=100 mm	940	148	100	G9A0214			192	
 Perforated top cover for 2400 mm width table (2 pcs.)	1180	334	31	G9A0215			384	
 Perforated top cover for 2800 mm width table (2 pcs.)	1380	334	31	G9A0216			388	
 Top planter box for 1400 mm depth multipurpose tables	900	367	100	G9A0217			303	
 Hook	80	30	78	G9A0207			22	
 Monitor holder for 1400 mm depth multipurpose tables (suitable for 740, 900, 1050 mm height tabletop)	825	51	230	G9A0218			170	
 Monitor holder for 1400 mm depth multipurpose tables (suitable for 740 mm height tabletop)	915	51	230	G9A0219			177	
 Set of hooks for perforated top cover (5 pcs.)	29	3	32	G9A0210			59	
 HPL whiteboard with holder for 1400 mm depth multipurpose tables (suitable for 740, 900, 1050 mm height tabletop)	580 (825)*	14 (129)*	660	CRZ116			329	
 HPL whiteboard with holder for 1400 mm depth multipurpose tables (suitable for 740 mm height tabletop)	580 (915)*	14 (129)*	660	CRZ117			336	

* - Whiteboard with a holder width/depth

NOVA

Quality standard

EN 15372:2024



Technical information

Types

- Meeting tables (1)
- Occasional tables (2)

1



2



MFC (melamine) tabletop and insert

- 25 mm thick with 2 mm ABS edging;
- With or without cut-out(s) for a rectangular grommet;
- 10 mm gap between the legs and tabletop;
- “Metal to metal” construction.

Veneer tabletop and insert

- 25 mm chipboard covered in veneer with 1,5 mm veneer edging;
- Water-based lacquer finish;
- With or without cut-out(s) for a rectangular grommet;
- 10 mm gap between the legs and tabletop;
- “Metal to metal” construction.

Metal frame

- Metal tube – 40x20 mm;
- With welded metal plates for leg fixing;
- Powder coated metal, color matches the legs.

Legs

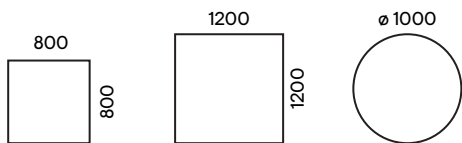
- Welded metal tube - 40x40 mm;
- Powder-coated metal;
- Plastic feet with height levelling (+10 mm).

Central leg

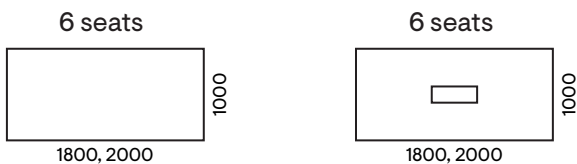
- Welded metal structure of rectangular 40x80 mm and 40x40 mm metal tubes;
- Powder-coated metal;
- Plastic feet with height levelling (+10 mm).

Range

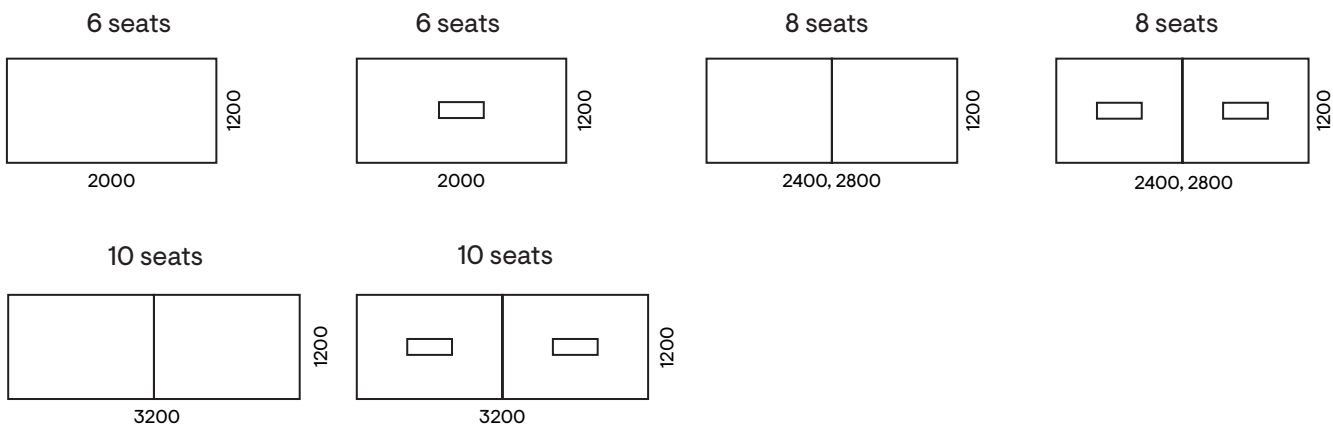
Meeting tables



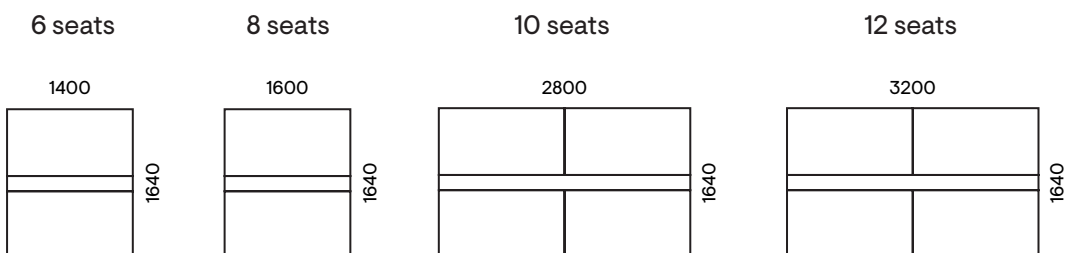
Meeting tables 1000 mm depth



Meeting tables 1200 mm depth

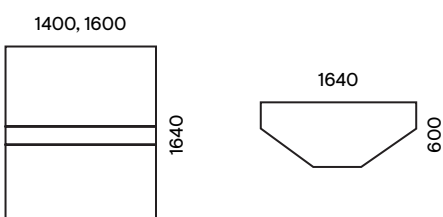


Meeting tables 1640 mm depth



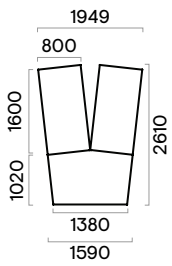
H (meeting tables) = 740 mm

Supplementary units

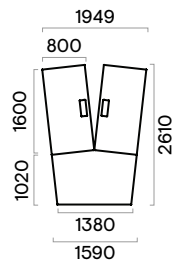


V-shaped meeting tables

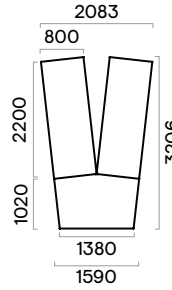
6 seats



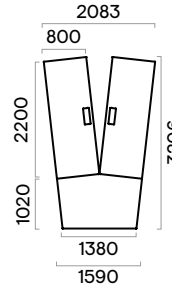
6 seats



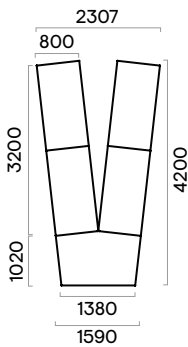
8 seats



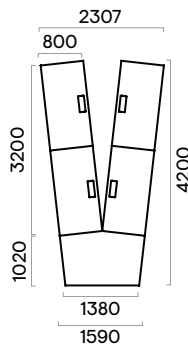
8 seats



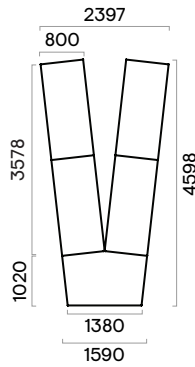
10 seats



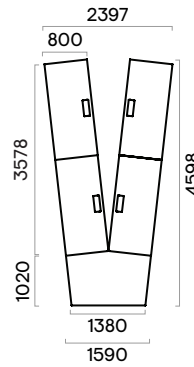
10 seats



10 seats

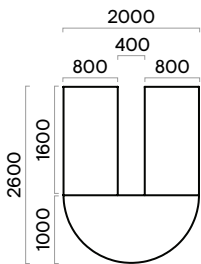


10 seats

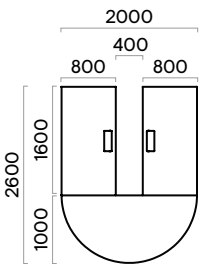


U-shaped meeting tables

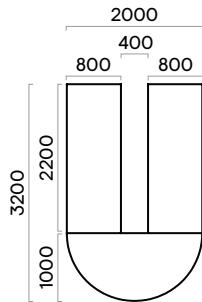
6-8 seats



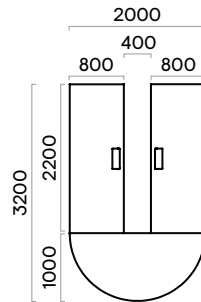
6-8 seats



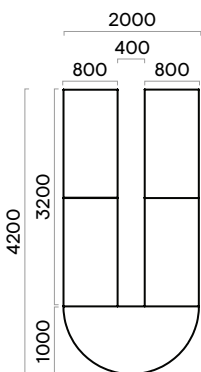
8-10 seats



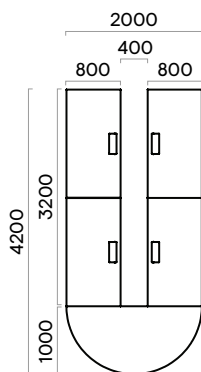
8-10 seats



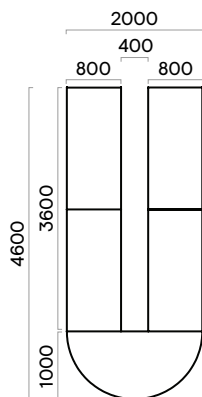
10-12 seats



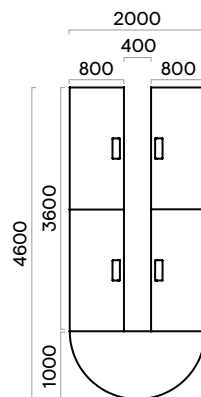
10-12 seats



10-12 seats

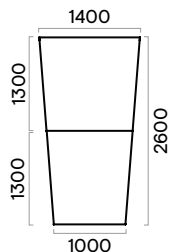


10-12 seats

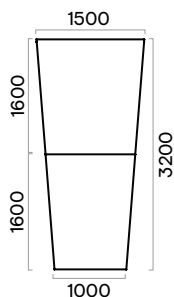


Trapezium-shaped meeting tables

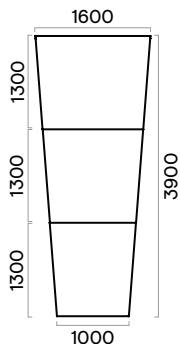
6 seats



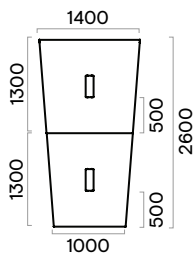
8 seats



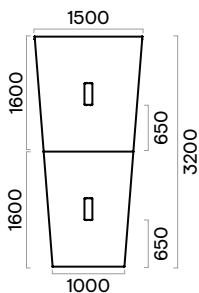
10 seats



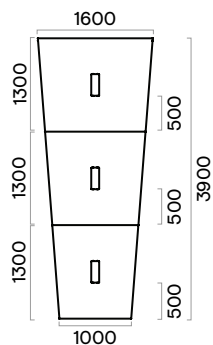
6 seats



8 seats



10 seats



Occasional tables



H (occasional tables) = 400, 740 mm

Additional information

- Due to the nature of veneer production, panels of the same colour can have some tonal variations. Adding new veneer items at a later time might result in the colours of the panels varying from item to item. It is advised to order all veneer products that will be placed in the same space at one time.
- Please find more information about finish care in the NARBUTAS product care guide.
- Veneer finish is not possible for trapezium-shaped meeting tables.
- Easy to assemble and disassemble – “metal to metal” construction.
- When ordering a table with a cut-out, the insert or grommet must be ordered separately.
- NOVA tables can have different color combinations of melamine and ABS edges.



PA01PA05
White melamine / Black edging



PA04PA05
Cubanit grey melamine / Black edging



PA10PA05
Dark walnut melamine / Black edging



PA05PA15
Black melamine / Oak plywood edging



PA01PA07
White melamine / Amber oak edging



PA07PA01
Amber oak melamine / White edging



PA01PA15
White melamine / Oak plywood edging



PA02PA15
Pearl grey melamine / Oak plywood edging



PA04PA15
Cubanit grey melamine / Oak plywood edging

Electrical accessories*

Rectangular metal desk grommet (1)

- Grommet dimensions – 317x119 mm, H=29 mm;
- Powder-coated metal;
- Cut-out size – 300x110 mm.

Power socket blocks (2)

- Cable trays (3)
- Cable clips (4)
- Cable duct (5)

*Information about available accessories for this range can be found in our product pricelists.












ORDERING EXAMPLE

Code structure



CNM143-	U.	PA06.	MA01
Product	Leg type	Melamine / veneer	Metal

	Description	W	D	H	Code	Price, GBP (RRP)			
						Melamine:		Veneer:	
						PA01 PA07	PA08	NA01	NC02
						PA06	PA09	NA03	NC03
						PA02	PA04 PA10	NA04	
						PA03	PA05	NC01	
						PA01 PA07	PA04 PA05		
						PA01 PA15	PA04 PA15		
						PA01 PA05	PA10 PA05		
						PA07 PA01	PA05 PA15		
						PA02 PA15			
						Painted metal: MA01 MA02 MA03 MA04 MA05 MA06 MA07			
						Desktop type: 2 (0,98")			
	Square meeting table	800	800	740	CNM080-U	299	313	465	498
		1200	1200	740	CNM120-U	454	495	772	827
	Round meeting table	Ø 1000		740	CNM100-U	304	330	511	555
	Meeting table (6 seats)	1800	1000	740	BNA180-U	444	488	824	909
		2000	1000	740	BNA200-U	459	507	876	987
	Meeting table (6 seats) with a cut-out for a rectangular grommet. G6F0147 must be ordered separately.	1800	1000	740	BNA186-U	444	488	824	909
		2000	1000	740	BNA206-U	459	507	876	987
	Meeting table (6 seats).	2000	1200	740	CNM200-U	595	687	1138	1253
	Meeting table (6 seats) with a cut-out for a rectangular grommet. G6F0147 must be ordered separately.	2000	1200	740	CNM201-U	595	687	1138	1253
	Meeting table (8 seats).	2400	1200	740	CNM248-U	772	874	1384	1518
		2800	1200	740	CNM28A-U	824	964	1540	1702
	Meeting table (8 seats) with cut-outs for rectangular grommets. G6F0147 must be ordered separately.	2400	1200	740	CNM249-U	772	874	1384	1518
		2800	1200	740	CNM28B-U	824	964	1540	1702
	Meeting table (10 seats).	3200	1200	740	CNM323-U	884	1038	1696	1866

	Description	W	D	H	Code	Melamine:		Veneer:	
						PA01 PA07	PA08		
						PA06	PA09		
						PA02	PA04 PA10	NA01	
						PA03	PA05	NA03	NC02
						PA01PA07	PA04PA05	NA04	NC03
						PA01PA15	PA04PA15	NC01	
						PA01PA05	PA10PA05		
						PA07PA01	PA05PA15		
						PA02PA15			
						Painted metal: MA01 MA02 MA03 MA04 MA05 MA06 MA07			
						Desktop type: 2 (0,98")			



Meeting table (10 seats) with cut-outs for rectangular grommets. G6F0147 must be ordered separately.

3200 1200 740 CNM324-U 884 1038 1696 1866



Meeting table (6 seats) with a gap for insert *

1400 1640 740 CNM143-U 591 651 1087 1175
1600 1640 740 CNM163-U 615 681 1161 1301



Meeting table (10 seats) with a gap for insert *

2800 1640 740 CNM280-U 1149 1269 2141 2317
3200 1640 740 CNM322-U 1197 1329 2289 2569



Supplementary unit (4 seats) with a gap for insert * for meeting table

1400 1640 740 CNM144-U 547 607 1043 1131
1600 1640 740 CNM164-U 571 637 1117 1257



Return table for desk benches

1640 600 740 DNC161-U 214 233 443 499

	Description	W	D	H	Code	Melamine:		Veneer:	
						PA01 PA07	PA08		
						PA06	PA09		
						PA02	PA04 PA10	NA01	
						PA03	PA05	NA03	NC02
						PA01PA07	PA04PA05	NA04	NC03
						PA01PA15	PA04PA15	NC01	
						PA01PA05	PA10PA05		
						PA07PA01	PA05PA15		
						PA02PA15			
						Desktop type: 2 (0,98")			



* Insert

1400 180 G2A0490 59 67 148 166
1600 180 G2A0491 67 81 166 181









* Insert with a cut-out for rectangular grommet. G6F0147 must be ordered separately







1400 180 G2A0493 59 67 148 166
1600 180 G2A0494 67 81 166 181



* Insert with cut-outs for rectangular grommets. G6F0147 must be ordered separately

1400 180 G2A0496 59 67 148 166
1600 180 G2A0497 67 81 166 181

	Description	W	D	H	Code	Price, GBP (RRP)			
						Melamine:		Veneer:	
						PA01 PA07 PA06 PA02 PA03 PA01PA07 PA01PA15 PA01PA05 PA07PA01 PA02PA15	PA08 PA09 PA04 PA10 PA05 PA04PA05 PA04PA15 PA10PA05 PA05PA15	NA01 NA03 NA04 NC01	NC02 NC03
						Painted metal: MA01 MA02 MA03 MA04 MA05 MA06 MA07			
						Desktop type: 2 (0,98")			
	V-shaped meeting table (6 seats).	2610	1949 (800)*	740	CNM270-U	1191	1317	2180	2368
	V-shaped meeting table (6 seats) with cut-outs for rectangular grommets. G6F0147 must be ordered separately.	2610	1949 (800)*	740	CNM271-U	1191	1317	2180	2368
	V-shaped meeting table (8 seats).	3206	2083 (800)*	740	CNM330-U	1451	1651	2644	2878
	V-shaped meeting table (8 seats) with cut-outs for rectangular grommets. G6F0147 must be ordered separately.	3206	2083 (800)*	740	CNM331-U	1451	1651	2644	2878
	V-shaped meeting table (10 seats).	4200	2307 (800)*	740	CNM420-U	1835	2035	3432	3730
		4598	2397 (800)*	740	CNM460-U	1955	2151	3696	4038
	V-shaped meeting table (10 seats) with cut-outs for rectangular grommets. G6F0147 must be ordered separately.	4200	2307 (800)*	740	CNM421-U	1835	2035	3432	3730
		4598	2397 (800)*	740	CNM461-U	1955	2151	3696	4038

	Description	W	D	H	Code	Price, GBP (RRP)			
						Melamine:		Veneer:	
						PA01 PA07 PA06 PA02 PA03 PA01PA07 PA01PA15 PA01PA05 PA07PA01 PA02PA15	PA08 PA09 PA04 PA10 PA05 PA04PA05 PA04PA15 PA10PA05 PA05PA15	NA01 NA03 NA04 NC01	NC02 NC03
						Painted metal: MA01 MA02 MA03 MA04 MA05 MA06 MA07			
						Desktop type: 2 (0,98")			
	U-shaped meeting table (6-8 seats).	2600	2000 (800)*	740	CNM26A-U	1158	1303	2232	2434
	U-shaped meeting table (6-8 seats) with cut-outs for rectangular grommets. G6F0147 must be ordered separately.	2600	2000 (800)*	740	CNM26B-U	1158	1303	2232	2434
	U-shaped meeting table (8-10 seats).	3200	2000 (800)*	740	CNM32K-U	1418	1637	2696	2944
	U-shaped meeting table (8-10 seats) with cut-outs for rectangular grommets. G6F0147 must be ordered separately.	3200	2000 (800)*	740	CNM32L-U	1418	1637	2696	2944
	U-shaped meeting table (10-12 seats).	4200	2000 (800)*	740	CNM42A-U	1802	2021	3484	3796
		4600	2000 (800)*	740	CNM46A-U	1922	2137	3748	4104
	U-shaped meeting table (10-12 seats) with cut-outs for rectangular grommets. G6F0147 must be ordered separately.	4200	2000 (800)*	740	CNM42B-U	1802	2021	3484	3796
		4600	2000 (800)*	740	CNM46B-U	1922	2137	3748	4104

	Description	W	D	H	Code	Price, GBP (RRP)			
--	-------------	---	---	---	------	------------------	--	--	--

Melamine:

PA01 PA07 PA06 PA02 PA03 PA01PA07 PA01PA15 PA01PA05 PA07PA01 PA02PA15	PA08 PA09 PA04 PA10 PA05 PA04PA05 PA04PA15 PA10PA05 PA05PA15
---	---

Painted metal: MA01 MA02 MA03 MA04
MA05 MA06 MA07

Desktop



Trapezium meeting table (6 seats).

2600

1000/
1400

740

CNM260-U

1003

1121



Trapezium meeting table (6 seats) with cut-outs for rectangular grommets. G6F0147 must be ordered separately.

2600

1000/
1400

740

CNM261-U

1003

1121



Trapezium meeting table (8 seats).

3200

1000/
1500

740

CNM32A-U

1095

1250



Trapezium meeting table (8 seats) with cut-outs for rectangular grommets. G6F0147 must be ordered separately.

3200

1000/
1500

740

CNM32B-U

1095

1250



Trapezium meeting table (10 seats).

3900

1000/
1600

740

CNM390-U

1525

1716



Trapezium meeting table (10 seats) with cut-outs for rectangular grommets. G6F0147 must be ordered separately.

3900

1000/
1600

740

CNM391-U

1525

1716

Melamine:

Veneer:

PA01 PA07 PA06 PA09 PA02 PA03 PA03 PA05 PA01PA07 PA01PA15 PA01PA05 PA07PA01 PA02PA15	PA08 PA04 PA10 PA05 PA04PA05 PA04PA15 PA10PA05 PA05PA15	NA01 NA03 NA04 NC01	NC02 NC03
--	---	------------------------------	--------------

Painted metal: MA01 MA02 MA03 MA04
MA05 MA06 MA07

Desktop type: 2 (0,98")



Coffee table

600

600

400

CNN060-U

199

207

299

321

600

600

740

CNN061-U

244

252

344

366

T-EASY Meeting tables

Quality standard

- LST EN 527-1:2011
- LST EN 527-2:2003



Technical information

Tabletop

25 mm MFC (melamine) with 2 mm ABS edging;
With cut-out for wire management.

Frame

Metal profile - 40x40 mm;

Metal tube - 40x20 mm;

Powder coated metal, matches the colour of legs.

Columns

Metal tube - 80x40 mm;

Powder coated metal.

Feet type W

Metal sheet 700x70x30 mm with welded profile for stability;

Height 30 mm;

Plastic feet with height levelling (+10 mm);

Powder coated metal, matches the colour of frame.

Feet type I

Metal tube - 800x60x30 mm;

Felt pads, without height levelling;

Powder coated metal; matches the colour of frame.



Type W



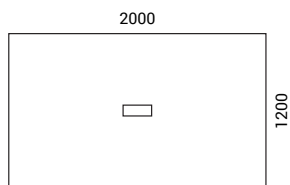
Type I

Must be ordered

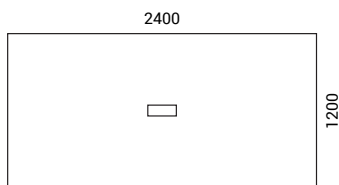


Metal grommet:
317x119 mm, H=27 mm

Range



6 seats





8 seats

ORDERING EXAMPLE

Code structure



DZM202.	PA01.	MA02.	I
Product	Melamine	Metal	Type of feet

	Description	W	D	H	Code	Price, GBP (RRP)					
						Melamine:					
						PA06 PA03	PA07 PA02	PA01	PA09 PA04	PA10 PA05	PA08
						Metal: MA01 MA02 MA03 MA04					
						Type of feet:					
						I	W	I	W		
	Meeting table (6 seats) with a cut-out for wire management. G6F0147 must be ordered	2000	1200	750/740*	DZM202	606	654	739	787		
	Meeting table (8 seats) with a cut-out for wire management. G6F0147 must be ordered	2400	1200	750/740*	DZM242	680	728	839	887		

AIR meeting tables

QUALITY STANDARD

- LST EN 527-1:2011
- LST EN 527-2:2003



TECHNICAL INFORMATION

FEATURES

Easy and fast assembling / disassembling - “metal to metal” construction
Just one tool for assembling (DIN911 S4)
Bolted connections (without screws)

Tabletop

25 mm MFC (melamine) with 2 mm ABS edging;
With or without cut-out for metal grommet.


Legs

Welded metal construction from 12 mm tube;
Powder coated metal;
Plastic feet with height levelling (+10 mm).

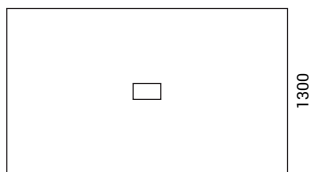
Frame

Metal tube - 40x20 mm;
Powder coated metal, colour matches the legs.

RANGE



Ø1200



2200

1300

Must be ordered

(for tabletop with cut-out)





Metal grommet:
317x119 mm, H=27 mm

Ordering example

Code structure



CIM120.	PA10.	MA01
Product	Melamine	Metal

	Description	W	D	H	Code	Price, GBP (RRP)					
						Melamine:			Veneer:		
						PA06	PA09				
						PA07	PA10	NA01	NA03	NC02	NC03
						PA01	PA08	NA04	NC01		
						PA02	PA04				
						PA03	PA05				
						Metal legs:					
						MA01	MA02	MA01	MA01	MA01	MA01
						MA03	MA03	MB01	MA02	MA03	MB01
	Meeting table (6 seats)	Ø 1200		740	CIM120	343	362	598	1012	657	1071
	Meeting table (8 seats) with cut-out for grommet (G6F0147 must be ordered)	2200	1300	740	CIM220	550	584	1057	1471	1182	1596

FORUM meeting and coffee tables



FEATURES

- Various sizes and colour combinations
- Round tabletops and bases
- Very stable and durable

TECHNICAL INFORMATION

Tabletop

- 25 mm MFC (melamine) with 2 mm ABS edging;
- Table height – 740 mm, coffee table height – 440 mm.

Frame

- Made from welded metal tube – 40x30 mm;
- Ends covered with black plastic inserts;
- Powder coated metal, matches the colour of the column and base;
- Fastened with screws.

Column

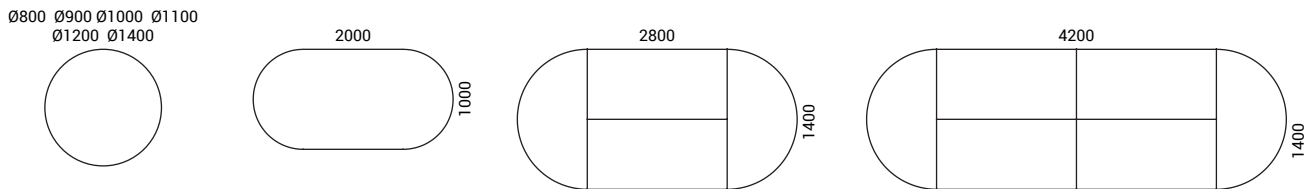
- Round metal tube - Ø76 or Ø115 mm;
- Powder coated metal, matches the colour of the frame and base.

Base

- Round metal sheet - Ø500, Ø600 or Ø700 mm;
- Thickness - 12 mm;
- Powder coated metal, matches the colour of the frame and column;
- Hard felt pads glued to the bottom of the legs.

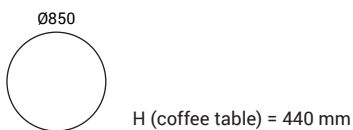
RANGE

Meeting tables



H (meeting tables) = 740 mm

Coffee table







ORDERING EXAMPLE

Code structure



COM200.	PA06.	MA03
Product	Melamine	Metal

	Description	W	D	H	Code	Price, GBP (RRP)	
						Melamine:	
						PA06 PA07 PA01 PA03 PA02	PA09 PA10 PA08 PA04 PA05
						Metal: MA01 MA02 MA03 MA04	
	Meeting table (3 seats)	Ø 800		740	COM080	791	795
	Meeting table (4 seats)	Ø 900		740	COM090	884	891
	Meeting table (5 seats)	Ø 1000		740	COM100	895	910
	Meeting table (5 seats)	Ø 1100		740	COM110	910	936
	Meeting table (6 seats)	Ø 1200		740	COM120	1083	1098
	Meeting table (8 seats)	Ø 1400		740	COM141	1164	1205
	Meeting table (8 seats)	2000	1000	740	COM200	1764	1798
	Meeting table (10 seats)	2800	1400	740	COM280	2354	2430
	Meeting table (14 seats)	4200	1400	740	COM420	3531	3645

	Description	W	D	H	Code	Price, GBP (RRP)
	Coffee table with metal round base	Ø 850		440	CNN080	Melamine: PA06 PA09 NA01 NC02 PA07 PA10 NA03 NC03 PA01 PA08 NA04 PA02 PA04 NC01 PA03 PA05 791 802 887 950 Veneer: Metal: MA01 MA02 MA03 MA04
	Leg with frame and base Ø 700 (recommended to use with desktops up to 1400mm)	910x910, Ø115, Ø700		715	COT100	Metal: MA01 MA02 MA03 MA04 935
	Leg with frame and base Ø 600 (recommended to use with desktops up to 1100mm)	710x710, Ø115, Ø600		715	COT101	788
	Leg with frame and base Ø 500 (recommended to use with desktops up to 800mm)	610x610, Ø76, Ø500		715	COT102	706

OPTIMA meeting and coffee tables

QUALITY STANDARD

- LST EN 527-1:2011
- LST EN 527-2:2003
- All desks meet the requirements of the LST EN 527-3 standard



TECHNICAL INFORMATION

TABLES WITH METAL TUBE LEGS

Tabletop

- 25 mm MFC (melamine) with 2 mm ABS edging;
- Table height – 720 mm.

Metal frame

- Metal tube – 50x20 mm;
- Powder coated metal, metallic colour by default;
- Assembled and fixed to tabletop in the factory.

Legs

- Metal tube – Ø50 mm;
- Powder coated metal;
- Plastic feet with height levelling (+10 mm);
- Leg height – 695 mm.

Fittings

- Easy and fast assembling;
- Bolted connections (without screws).

TABLES WITH MODESTY PANELS AND COFFEE TABLES

Desktop

- 25 mm MFC (melamine) with 2 mm ABS edging;
- Table with modesty panels height – 720 mm, coffee table height – 400 mm.

Legs

- 25 mm MFC (melamine) with 2 mm ABS edging;
- Plastic feet with height levelling (+10 mm).

Modesty panel

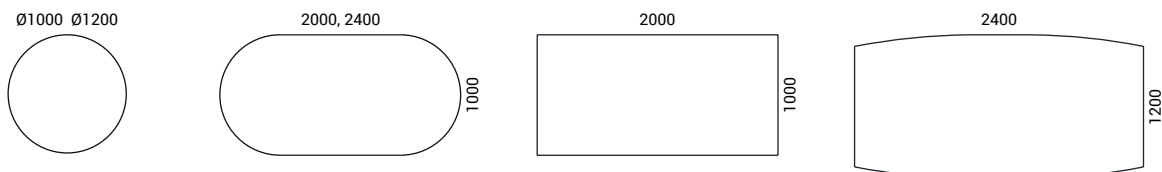
- 25 mm MFC (melamine) with 0,5 mm ABS edging.

Fittings


- Cams with connecting bolts.

RANGE

Meeting tables (metal tube legs and panel legs)



Coffee tables (with panel legs)
















ORDERING EXAMPLE

Code structure



CZM100.	PA06.	MA02
Product	Melamine	Metal

	Description	W	D	H	Code	Price, GBP (RRP)				
						Melamine:				
						PA06 PA01 PA02	PA07 PA03	PA09 PA08 PA05	PA10 PA04	
						Metal: MA01 MA02 MA03				
	Meeting table (4 seats, unframed)			720	CZM100	200		215		
				720	CZM120	240		266		
	Meeting table (6 seats)	2000	1000	720	CZM200	402		447		
	Meeting table (8 seats)	2400	1000	720	CZM240	465		510		
	Meeting table (8 seats)	2400	1200	720	CZM242	499		561		
	Meeting table (6 seats)	2000	1000	720	CZM202	406		462		
						Melamine:				
						PA06 PA01 PA02	PA07 PA03	PA09 PA08 PA05	PA10 PA04	
	Meeting table (4 seats)			720	G2A0327	218		237		
				720	G2A0323	277		314		
	Meeting table (6 seats)	2000	1000	720	CZM201	351		406		
	Meeting table (8 seats)	2400	1000	720	CZM241	403		454		

	Description	W	D	H	Code	Price, GBP (RRP)				
						Melamine:				
						PA06 PA01 PA02	PA07 PA03	PA09 PA08 PA05	PA10 PA04	
	Meeting table (8 seats)	2400	1200	720	CZM243	439			513	
	Meeting table (6 seats)	2000	1000	720	CZM203	354			410	
	Coffee table	600	600	400	G2A0379	122			137	
	Coffee table	1000	600	400	G2A0380	148			170	
	Coffee table (round)	Ø 650		400	G2A0381	107			126	

FLIP-TOP.II

conference tables



FEATURES

- Once the top is flipped, the tables can be stored to save space;
- Because of the folding mechanism and castors, the FLIP-TOP II tables are quickly installed and easily reconfigured by users;
- Bolted connections to tabletop (no wood screws);
- Easy to assemble and disassemble – “metal to metal” construction.

TECHNICAL INFORMATION

Tabletop

- 25 mm MFC (melamine) with 2 mm ABS edging;
- With or without cut-out for grommet and wire management.

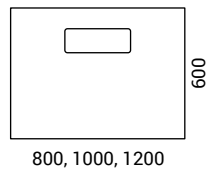
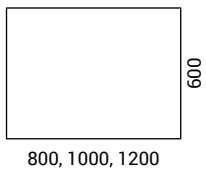
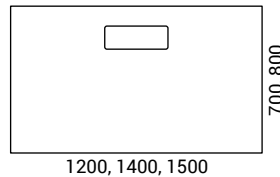

Legs

- Metal tube – 80x30 mm;
- Leg feet – 4 mm thickness sheet metal, bent and welded;
- Powder coated metal;
- Two Ø50 mm castors with brakes.

Frame

- Metal tube – 100x40 mm;
- Flip-top locking mechanism tubes – 50x25 mm;
- Always in powder coated metal dark grey color (MA04, RAL7016).

RANGE



Must be ordered



For desktop with cut-out:
Metal grommet
317x119, H=27 mm




Fittings for desktop
connection*
180x50, H=17 mm

*To connect two tables together and avoid height differences between desktops while grouping desks.

Optional



Cable tray
500x100, H=110 mm
Fits 1000, 1200, 1400,
1600 mm width tables.



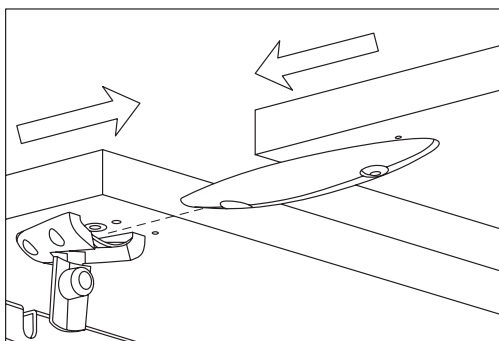
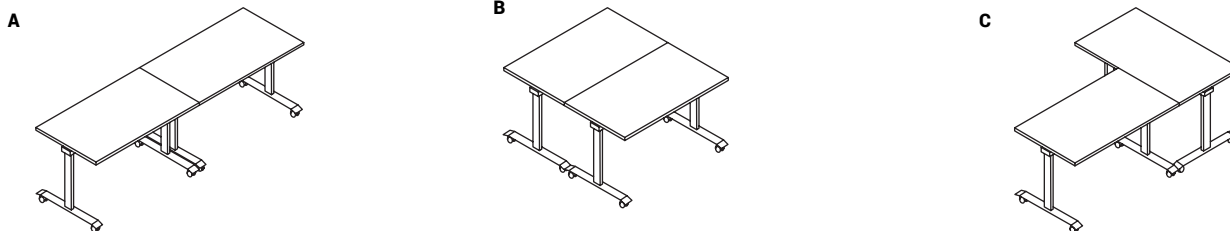
Cable tray
360x180, H=110 mm
Fits only 800 mm
width tables.



Cable clips 3 pcs.

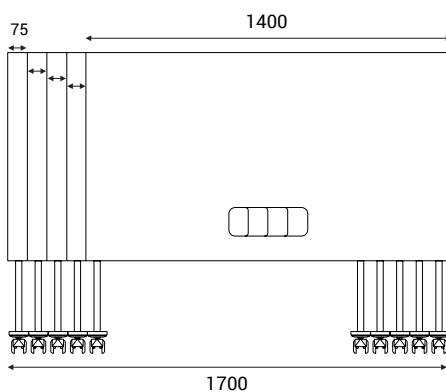
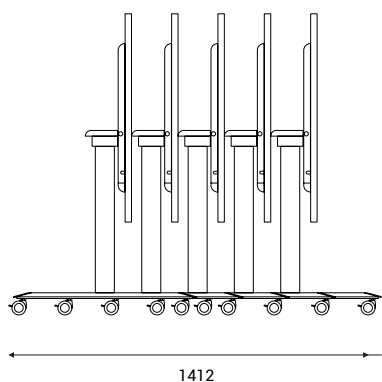
ADDITIONAL INFORMATION

Connection of two tables

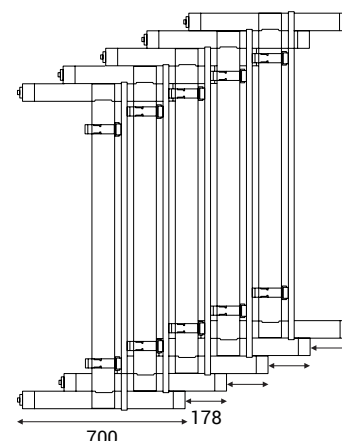


- Connection (A and C) is possible only for two same depth tables.
- Connection (B) is possible only for two same width tables.
- 90 degree (C type) connection not possible for 800 mm width tables.

Stacking example of five tables



1 additional table +75 mm










1 additional table +178 mm

ORDERING EXAMPLE

Code structure



CZA141.	PA07.	MA01
Product	Melamine	Metal

	Description	W	D	H	Code	Price, GBP (RRP)					
						Melamine:					
						PA06 PA03	PA07 PA02	PA01	PA09 PA04	PA10 PA05	PA08
						Metal: MA01 MA02 MA03 MA04					
	Conference table FLIP-TOP.II	1200	800	735	CZA121	739		780			
		1400	800	735	CZA141	761		812			
		1600	800	735	CZA161	775		823			
	Conference table FLIP-TOP.II with a cut-out for grommet (G6F0147 must be ordered)	1200	800	735	CZA122	739		780			
		1400	800	735	CZA142	761		812			
		1600	800	735	CZA162	775		823			
	Conference table FLIP-TOP.II	1200	700	735	CZA124	732		761			
		1400	700	735	CZA144	750		787			
		1600	700	735	CZA164	761		812			
	Conference table FLIP-TOP.II with a cut-out for grommet (G6F0147 must be ordered)	1200	700	735	CZA125	732		761			
		1400	700	735	CZA145	750		787			
		1600	700	735	CZA165	761		812			
	Conference table FLIP-TOP.II	800	600	735	CZA080	691		709			
		1000	600	735	CZA100	702		724			
		1200	600	735	CZA127	721		754			
	Conference table FLIP-TOP.II with a cut-out for grommet (G6F0147 must be ordered)	800	600	735	CZA081	691		709			
		1000	600	735	CZA101	702		724			
		1200	600	735	CZA128	721		754			
						Plastic part					
	Fittings for desktop connection (2 pcs)	180	50	17	G6F0192			85			

FLIP-TOP and FOLDING conference tables



FEATURES

FLIP-TOP

- Once the top is flipped, the tables can be stored to save space;
- Because of the folding mechanism and castors, the FLIP-TOP tables are quickly installed and easily reconfigured by users;
- Bolted connections to tabletop (no wood screws);
- Easy to assemble and disassemble - "metal to metal" construction;
- Just one tool for assembling (DIN911 S5).

FOLDING

- Because of the folding mechanism, the FOLDING tables are quickly installed;
- Once the feet are flipped, the tables can be stored to save space.

TECHNICAL INFORMATION



FLIP-TOP

Tabletop

- 25 mm MFC (melamine) with 2 mm ABS edging;
- To avoid height differences between desktops while grouping desks together it is recommended to order fittings (G6F0192).

Frame

- Metal beam tube - 100x40 mm;
- Flip-top mechanism tube - 50x25 mm;
- Powder coated metal frame in dark grey color;
- Legs made from metal tubes;
- Oval vertical metal tube 76x25 with molded metal base;
- Powder coated metal;
- Each leg has two Ø 60 mm castors with brakes.



FOLDING

Tabletop


- 25 mm MFC (melamine) with 2 mm ABS edging.

Legs


- Welded metal tube – Ø 30 mm;
- Chromed metal.

RANGE

FLIP-TOP



FOLDING



Optional



Fittings for desktop connection

ORDERING EXAMPLE

Code structure



	CZA140.	PA01.	MA03
Product			
Melamine			
Metal			

	Description	W	D	H	Code	Price, GBP (RRP)	
	Flip top conference table	1400	800	735	CZA140	Melamine: PA06 PA07 PA09 PA10 PA01 PA08 PA03 PA02 PA04 PA05	
		1600	800	735	CZA160	1002	1053
							1016
						Metal: MA02 MA03	
						Plastic part	
	Fittings for desktop connection (2 pcs)				G6F0192	85	
						Melamine: PA06 PA07 PA09 PA10 PA01 PA08 PA03 PA02 PA04 PA05	
						Metal: MB01	
	Conference table with folding legs	1400	700	750	DZA141	640	655

PLANA Meeting tables



Technical information

3 types of meeting tables

Rectangular for 8 people with 1 grommet;
Rectangular for 14 people with 2 grommets;
Round for 3 people.

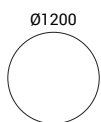
Tabletop

36 mm MFC (melamine) with 2 mm ABS edging;
37 mm chipboard covered in wood veneer with 1,5 mm edging;
Grain direction runs the length of the tabletop;
Desk height - 750 mm;
420x140 mm cut-out for grommet and power socket box.

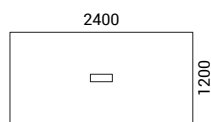
Legs

Folded steel band - 60x10 mm;
Powder coated metal or polished chrome;
Hard felt pads glued to the bottom of the legs, H=10 mm;
Fastened with screws - "metal to metal" construction.
Rectangular grommet with metal frame
18 mm MFC (melamine) or 19 mm wood veneer matching the tabletop;
Grommet dimensions - 380x135 mm;
Hinges with soft closing;
Folded steel band metal frame - 12 mm width on top;
Metal frame dimensions - 445x170 mm;
Powder coated metal or polished chrome.
Box for power socket block
Box for power socket block
16 mm MFC (melamine) or wood veneer matching the tabletop;
Inside dimensions - 420x145 mm, H=115 mm (incl. tabletop);
Round black plastic cable port at the centre of the long side, Ø 60 mm.

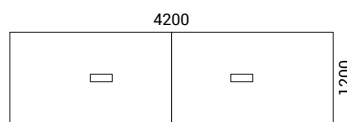
Range



3 seats



8 seats



14 seats

Ordering example

Code structure



CPM240.	NA01.	MB01.	MB01
Product	Veneer	Metal legs	Grommet metal frame

	Description	W	D	H	Code	Price, GBP (RRP)			
--	-------------	---	---	---	------	------------------	--	--	--

Melamine:

PA06 PA07 PA01 PA09 PA10 PA08
PA03 PA02 PA04 PA05

Metal legs:

MA01 MA01
MA02 MA02
MA03 MB01 MA03 MB01
MA04 MA04
MA05 MA05

Grommet metal frame:

MA01 MA01
MA02 MA02
MA03 MB01 MA03 MB01
MA04 MA04
MA05 MA05



Meeting table, 8 seats (with grommet and box for power socket)

2400 1200 750 CPM240

2044 3922 2200 4111



Meeting table, 14 seats (with 2 grommets and boxes for power sockets)

4200 1200 750 CPM420

3098 5510 3364 5770

Melamine:

PA06 PA07 PA09 PA10
PA01 PA03 PA02 PA08 PA04 PA05

Metal legs:

MA01 MA01
MA02 MA02
MA03 MB01 MA03 MB01
MA04 MA04
MA05 MA05



Round meeting table, 3 seats

∅ 1200

750 CPM120

939 1767 1009 1837

	Description	W	D	H	Code	Price, GBP (RRP)			
--	-------------	---	---	---	------	------------------	--	--	--

Veneer:

NA01 NA03 NA04 NC02 NC03
NC01

Metal legs:

MA01 MA02 MA03 MA04 MA05 MB01 MA01 MA02 MA03 MA04 MA05 MB01

Grommet metal frame:

MA01 MA02 MA03 MA04 MA05 MB01 MA01 MA02 MA03 MA04 MA05 MB01



Meeting table, 8 seats (with grommet and box for power socket)

2400 1200 750 CPM240

2359 4263 2570 4455



Meeting table, 14 seats (with 2 grommets and boxes for power sockets)

4200 1200 750 CPM420

3662 6126 4052 6724

Veneer:

NA01 NA03 NA04 NC02 NC03
NC01

Metal legs:

MA01 MA02 MA03 MA04 MA05 MB01 MA01 MA02 MA03 MA04 MA05 MB01



Round meeting table, 3 seats

∅ 1200 750 CPM120

1120 1948 1183 2011

MEDIA conference walls and high table



Technical information

Carcass

Front and back panels made of 16 mm MFC (melamine);
Sides made of 18 mm MFC (melamine);
All edges of front and back panels are made of 1 mm ABS;
Non-visible edges are 0,5 mm ABS;
Back panel fixing to carcass with rectangular 25 mm pieces of MDF;
Four height levelling feet (+10 mm);
Metal brackets for connection to table tops are made of 2,5 mm sheet metal (except media wall with high table);
Round white plastic cable ports, Ø60 mm.

VESA mount

VESA standards – 100x100, 200x100, 200x200, 300x300 mm;
VESA plate made of 3 mm metal sheet (325x325 mm);
VESA plate has an option for screen height adjustment ± 50 mm;
Screen and carcass have 40 mm space for plugs and wiring;
Screen spacers made of 40x20x2 mm tube;
Powder coated metal;
Recommended screen up to 42", weight up to 15 kg;
Screws for screen fixing to VESA plate are NOT INCLUDED.

Fixed high table

Desktop with Ø 80 mm cut-out for power socket;
25 mm MFC (melamine) with 2 mm ABS edging;
Plastic feet with height levelling (+10 mm);
Ø35x2 mm powder coated metal frame with Ø86x4 mm side fixing plates.

Power socket (G6F0360)

1 AC power socket 100 – 230 V;
Integrated USB fast charger (USB Type A+C, max 5,6A);
1 cable guide for multimedia cable;
Mounting in Ø80 mm cut-out;
Dimensions: Ø90x66 mm;
Power socket standards: EU, FR, UK, CH;
Cable length: 3,8 m.

Power socket (G6F0402)

1 AC power socket 100 – 230 V;
Dimensions: 90x66 mm;
Mounting in Ø80 mm cut-out;
Power socket standards: EU, FR, UK, CH;
Cable length: 3,8 m.



Media wall with VESA mount and cut-out for power socket CMZ123*



Media wall with VESA mount and round Ø60 mm plastic cable port CMZ121*



Media wall with VESA mount and cut-out for power socket CMZ124**



Media wall with VESA mount and fixed high table (with cut-out for power socket) CMM190

* Not free standing – must be fixed to the table. Suitable meeting tables listed below.

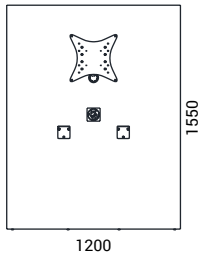
NOVA (BNA180, BNA200);
NOVA WOOD (CNM121, CNM16A, CNM181, CNM24A, CNM240, CNM281, CNM123, CNM16C, CNM183, CNM242, CNM283, CNM122, CNM16E, CNM182, CNM24B, CNM241, CNM282, CNM127, CNM16G, CNM187, CNM246, CNM287, CNM124, CNM16K, CNM184, CNM24C, CNM243, CNM284, CNM126, CNM16M, CNM186, CNM245, CNM286, CNM125, CNM16P, CNM185, CNM24D, CNM244, CNM285, CNM128, CNM16S, CNM188, CNM247, CNM288);
T-EASY (DZM202, DZM242).

** Not free standing – must be fixed to the table. Suitable high tables listed below.

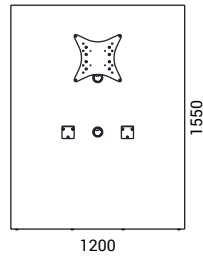
NOVA (CNM165, CNM180);
NOVA WOOD (CNM12A, CNM146, CNM166, CNM18A, CNM129, CNM147, CNM167, CNM189).

Range

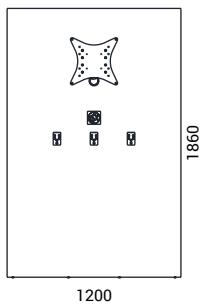
Media wall with VESA mount and cut-out for power socket CMZ123



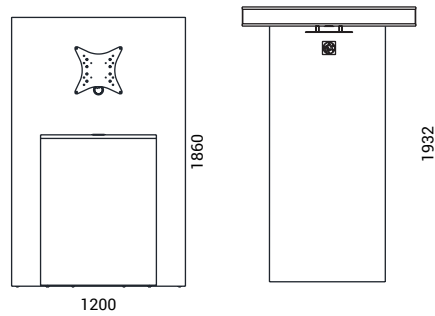
Media wall with VESA mount and round Ø60 mm plastic cable port CMZ121



Media wall with VESA mount and cut-out for power socket CMZ124



Media wall with VESA mount and fixed high table (with cut-out for power socket) CMM190



132 mm - depth of Media wall

Must be ordered




Power socket G6F0360



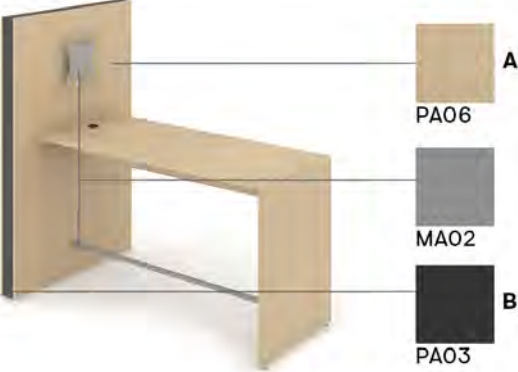
Power socket G6F0402

ORDERING EXAMPLE





Code structure



CMZ121.	PA06.	PA03.	MA02
Product	Melamine A	Melamine B	Metal



CMZ190.	PA06.	PA03.	MA02
Product	Melamine A	Melamine B	Metal

	Description	W	D	H	Code	Price, GBP (RRP)			
						(A) Melamine: PA06 PA07 PA01 PA09 PA10 PA08 PA03 PA02 PA04 PA05			
						(B) Melamine: PA06 PA09 PA06 PA09 PA07 PA10 PA07 PA10 PA01 PA08 PA01 PA08 PA03 PA04 PA03 PA04 PA02 PA05 PA02 PA05			
						Metal: MA01 MA02 MA03			
	Media wall (1200x132, H=1860) with VESA mount, high table (1800x800, H=1050) and Ø 80 mm cut-out for power socket on the tabletop	1932	1200	1860	CMZ190	918	933	999	1013
	Media wall with VESA mount and cut-out with white plastic cable port for wires management	1200	132	1550	CMZ121	558	581	595	614
	Media wall with VESA mount and Ø 80 mm cut-out for power socket	1200	132	1550	CMZ123	555	570	588	603
	Media wall with VESA mount and Ø 80 mm cut-out for power socket	1200	132	1860	CMZ124	629	662	684	706

NOVA Wood, NOVA, Light high tables



Technical information

NOVA Wood (1)
NOVA (2)
Light (3)

NOVA Wood

Tabletop

25 mm MFC (melamine) with 2 mm ABS edging;
26 mm MDF covered in HPL with sloping painted edges;
Sloping painted edges: white or black colour;
The corners of sloping desktop are rounded: R100 mm;
10 mm gap between the legs and the desktop.

Frame

Metal tube - 40x20 mm;
With welded metal plates for leg fixing;
Powder coated metal.
Central junction
Dimensions - 60x48 mm;
Lacquered and stained natural ash solid wood;
Glued wood construction.

Legs

Lacquered and stained natural ash solid wood;
Glued wood construction;
With metal inserts for fixing;
Plastic feet with height levelling (+10 mm).

NOVA

Tabletop

25 mm MFC (melamine) with 2 mm ABS edging.

Frame

Metal tube - 40x20 mm;
With welded metal plates for leg fixing;
Powder coated metal, colour matches the legs.

Central junction

Metal tube - 35x35 mm;
With welded metal plates for bolt fixing;
Powder coated metal, colour matches the legs.

Legs

Welded metal tubes - 40x40 mm;
Powder coated metal;
Plastic feet with height levelling (+10 mm).



NOVA Wood



NOVA



LIGHT

LIGHT

Tabletop

25 mm MFC (melamine) with 2 mm ABS edging.

Central junction

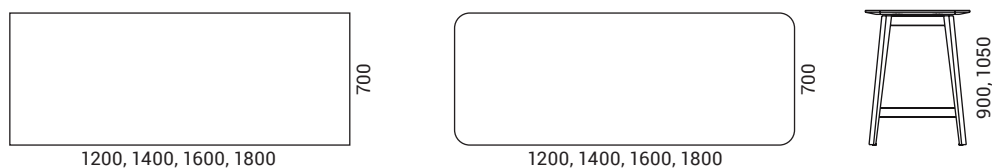
Metal tube – 35x2 mm;
Side fixing plates – 86 mm;
Powder coated metal.

Legs and stability junction

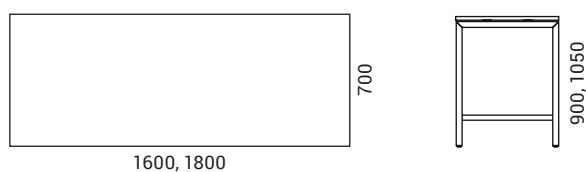
25 mm MFC (melamine) with 2 mm ABS edging;
Plastic feet with height levelling
(+10 mm).

Range

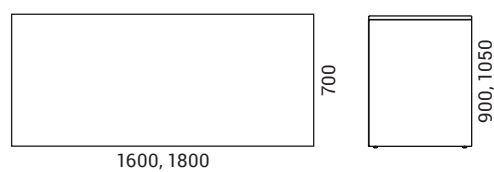
NOVA WOOD



NOVA



LIGHT



Additional information

Two types of tabletops are available for the NOVA WOOD tables: HPL with sloping painted edges and Melamine with ABS 2mm straight edges.



MDF tabletops covered in HPL with sloping raw (painted) edges are especially sensitive to contact with hard surfaces like metal or wood, thus require extra caution when used with hard seating furniture.

ORDERING EXAMPLE

Code structure



CNM167.	HA09 LA02.	MA01.	NB01
Product	HPL with painted edge	Metal	Solid wood (legs)

	Description	W	D	H	Code	Price, GBP (RRP)								
						Melamine:								
						PA06	PA07	PA01	PA09	PA10	PA08			
						PA01	PA07	PA03	PA04	PA05				
						PA02								
						Metal: MA01 MA02 MA03 MA04 MA05								
						MA06	MA07							
						Solid wood: NB01 NB02								
	High table with wood legs	1200	700	900	CNM12U	1057						1079		
		1400	700	900	CNM14U	1091						1117		
		1600	700	900	CNM16U	1131						1160		
		1800	700	900	CNM18U	1175						1208		
	High table with wood legs	1200	700	1050	CNM12A	1090						1112		
		1400	700	1050	CNM146	1124						1150		
		1600	700	1050	CNM166	1164						1193		
		1800	700	1050	CNM18A	1208						1241		

ZooZoo



Technical information

Types

- 1 seat table (1)
- 3 seat table (2)
- Pouf (3)

Table

Tabletop

- Round (Ø600, Ø900mm) or ellipse (1200x900mm) (only for 3-seater table);
- Sloping (HPL) or straight (veneer) edges.

HPL

- 19 mm MDF board covered in HPL;
- Painted edges and tabletop bottom;
- 45° angle slopping edges on the bottom.

Veneer

- 19 mm chipboard covered in veneer with 1,5 mm edging;
- Straight cut edges;
- Water-based lacquer finish.

Metal base

- Welded metal structure made of 40x4 mm steel strips and 4 mm thick metal plates;
- Powder-coated metal;
- Adhesive felt pads.

Pouf

Body

- Made from 18 mm plywood layers, covered with veneer or painted with enamel;
- Dimensions: Ø400 mm, H=363 mm;
- Maximum functional load: 110 kg;
- Inner dimensions: Ø360 mm, H=300 mm niche with 255x263 mm opening to store belongings.

Seat

- Padding is made of VB3842 foam (density: 36-39 kg/m³), glued to 12 mm chipboard base;
- Fabric or leather-look upholstered.

Insert

- Softened with NEO2240 foam (density: 21,5-24,5 kg/m³), glued to 3 mm HDF base;
- Fabric or leather look upholstered.

Supports or castors (optional)

- Black plastic supports;
- PU tread coated black wheel castors for hard floor, Ø37 mm;
- PA6 black wheel castors for soft floor, Ø37 mm.

1



2



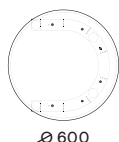
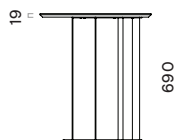
3



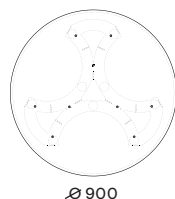
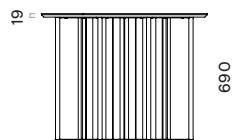
Range

Occasional tables

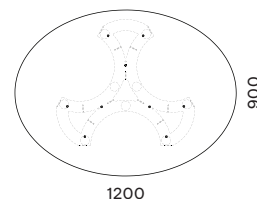
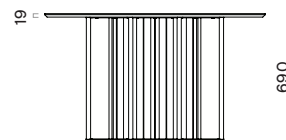
1 seat (round)



3 seats (round)

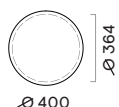
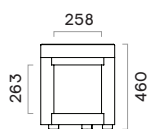


3 seats (ellipse)

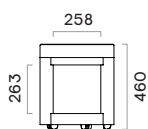


Poufs

With plastic supports



With castors



Additional information

• Two types of tabletops are available for the ZooZoo occasional tables: HPL with sloping painted edges and veneer with natural wood 1,5 mm straight edges.



- MDF tabletops covered in HPL with sloping raw (painted) edges are especially sensitive to contact with hard surfaces like metal or wood, thus require extra caution when used with hard seating furniture.
- Due to the nature of veneer production, panels of the same colour can have some tonal variations. Adding new veneer items at a later time might result in the colours of the panels varying from item to item. It is advised to order all veneer products that will be placed in the same space at one time.
- Please find more information about finish care in the [NARBUTAS product care guide](#).

Ordering example



CZB060.	NA01.	MA05
Product	Tabletop	Painted metal part



G5R0022.	GB09.	NC03.	0
Product	Fabric	Body	Castors



G5R0023.	GB09.	NC03
Product	Fabric	Body

Description	W	D	H	Code	Price, GBP (RRP)							
					HPL (tabletop):				Veneer (tabletop):			
					HA19B02 HA19B01	HA19B03 HA09B01	NA01 NA04	NA03 NC01	NC02	NC03		
Painted metal: MA01 MA02 MA03 MA04 MA05 MA06 MA07												



Round coffee table (1 seat)

Ø600

690

CZB060

462

518

470

499



Round coffee table (3 seats)

Ø900

690

CZB090

938

1071

946

1016



Ellipse coffee table (3 seats)

1200

900

690

CZB120

990

1171

994

1094

Fabric:

Genuine leather

Berta,
Bondai,
Era

Lucia,
RNN,
Austea,
Step &
Step
Melange

Valencia
C5, Cyber,
Dream,
Velito,
Synergy

Steelcut
Trio 3

DNN

Enamel, Veneer (body colour)

LA02 LA03 LA04 LA05 / NA03 NA01 NA04 NC01



Round pouf (Ø400 mm) with plastic supports

Ø400

460

G5R0023

565

599

639

684

691

Round pouf (Ø400 mm) with plastic supports

Ø400

460

G5R0023

606

639

676

724

736



Round pouf (Ø400 mm) with castors

Ø400

460

G5R0022

569

602

643

687

695

Round pouf (Ø400 mm) with castors

Ø400

460

G5R0022

610

643

680

728

739

AMBER, MOBI occasional tables



FEATURES

- Different design options for every office environment
- Wide range of colours and materials
- Easy and quick assembly

TECHNICAL INFORMATION

AMBER

Two types

- Round with 3 legs;
- Square with 4 legs.

Tabletop

- 18 mm MFC (melamine) with 1 mm ABS edging;
- Table height – 450 mm.

Legs

- Plywood covered with enamel;
- Plastic padding support;
- Fastened with bolts.

MOBI

Tabletop

- 16 mm MFC (500x400) with 1 mm ABS edging;
- 16 mm chipboard covered in wood veneer with 1,5 mm edging;
- Table height – 620 mm.

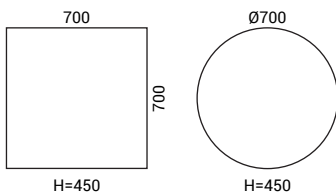
Leg

- 8 mm metal plate under the tabletop;
- Vertical column tube (40x40x2) from powder coated metal;
- 8 mm metal base with 4 adhesive felt glides.

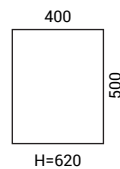


RANGE

AMBER



MOBI





ORDERING EXAMPLE

Code structure



CZZ700.	PA06.	LA01
Product	Melamine	Enamel

	Description	W	D	H	Code	Price, GBP (RRP)			
						Melamine:			
						PA06 PA01 PA02	PA07 PA03	PA09 PA08 PA05	PA10 PA04
						Enamel: LA01			
	AMBER. Coffee table (round). Desktop - melamine; legs - plywood covered with enamel.	Ø700		450	CZZ700	266		288	
	AMBER. Coffee table. Desktop - melamine; legs - plywood covered with enamel.	700	700	450	CZZ701	355		377	
						Melamine:		Veneer:	
						PA06 PA07 PA01 PA02 PA03	PA09 PA10 PA08 PA04 PA05	NA01 NA03 NA04 NC01	NC02 NC03
						Metal: MA01 MA02 MA03			
	MOBI. Mobile table with metal base	400	500	620	SHD041	418	429	447	473

NOVA pedestals



QUALITY STANDARD

- LST EN 14073-1:2004
- LST EN 14073-2:2004
- LST EN 14073-3:2004
- LST EN 14074-2004

TECHNICAL INFORMATION



Carcass

- Made of 18 mm MFC (melamine) with 1 mm ABS edging;
- Top panel made of 25 mm MFC (melamine) with 2 mm ABS edging.

Mobile pedestals G1A0136 and G1A0137







- Plastic pencil drawer included;
- No handles;
- Pedestal G1A0137 with silent closing mechanism.

Drawers

- Front made of 18 mm MFC (melamine);
- Bottoms made of white colour 16 mm MFC (melamine);
- Drawer (1): white metal sided H=86 mm, L=500 mm without a full extension;
- Drawer (2): white metal sided H=86 mm, L=500 mm without a full extension. Suitable for A4 files;
- Central locking (without anti-tilt);
- Handle made of anodized aluminium profile;
- Load max. 25 kg for each drawer;
- G1A0127 load max. 15 kg for both drawers.

Glides / castors / details

- H=740 mm – 4 plastic height levelling feet, H=23 mm +10 mm;
- H=560 mm – 4 castors twin wheel castor diameter 37 mm. Load max. 70 kg per castor;
- H=500 mm (G1A0136 and G1A0137) – 2 plastic glides + 2 castors;
- H=410 mm - fixed under the top, with special details made from 25 mm MFC (melamine).

	Description	W	D	H	Code	Price, GBP (RRP)				
						(A) Melamine PA06 PA09 PA06 PA09 PA07 PA10 PA07 PA10 PA01 PA08 PA01 PA08 PA03 PA04 PA03 PA04 PA02 PA05 PA02 PA05				
						(B) Melamine: PA06 PA07 PA01 PA09 PA10 PA08 PA03 PA02 PA04 PA05 Handle: MA01Q MA02Q MA03Q MA04Q				
	Desk high pedestal (4 metal sided drawers) with central locking, pedestal's top: 25mm.	430	600	740	G1A0138	421	444	473	488	
	Desk high pedestal (3 metal sided drawers, incl. file drawer suitable for A4) with central locking, pedestal's top: 25mm	430	600	740	G1A0139	451	458	503	510	
	Fixed pedestal (2 metal sided drawers) with central locking	428	600	410	G1A0127	262	266	292	296	
						(A) Melamine/Veneer: PA06 PA09 PA06 PA09 PA04 PA03 PA07 PA10 PA07 PA10 PA02 PA04 PA01 PA08 PA01 PA08 PA05 PA02 PA03 PA04 PA03 PA04 NA01 PA05 PA02 PA05 PA02 PA05 NA03 NC02 NA04 NC03 NC01				
						(B) Melamine/Veneer: PA06 PA07 PA09 PA10 NA01 PA01 PA08 PA04 NA03 PA03 PA02 PA05 NA04 NC01				
	Mobile pedestal (3 metal sided drawers) with central locking	428	600	560	G1A0123	329	344	355	388	828
		298	600	560	G1A0223	314	325	344	373	809
	Mobile pedestal (2 metal sided drawers, incl. file drawer suitable for A4) with central lock	428	600	560	G1A0124	370	377	392	418	861
		298	600	560	G1A0224	347	355	377	407	850
						Fabric: Bondai, Era Austea, Lucia Synergy, Velito Presto				
	Hook-and-loop cushion only for Nova pedestals	420	590	32	G5E0006	122		148		185

OPTIMA pedestals

QUALITY STANDARD

LST CEN/TR 14073-1:2004
LST CEN/TR 14073-2:2004
LST EN 14074:2004



TECHNICAL INFORMATION



**MOBILE
PEDESTALS**



**DESK HEIGHT
PEDESTALS**



**FILING
PEDESTALS**



**FIXED
PEDESTALS**

Carcass

- Made of 16 mm MFC (melamine), 1 mm ABS edging;
- G1A0065, G1A0066, G1A0067 made of 18 mm MFC (melamine), 1 mm ABS edging.

Feet

- Plastic height levelling feet, H=38 mm +10 mm (OPTIMA PLUS);
- H=23 mm +10 mm (PSS, PEX series).

Castors

- Twin wheel castor Ø 37 mm;
- Max. 50 kg per castor.



Suitable for pedestals G1A0205, G1A0204, G1A0202, G1A0206, G1A0203, G1A0207, G1A0201.

Pencil tray for metal sided drawers G6F0046

Additional options

- Drawers: foil wrapped drawer, metal-sided drawer, file drawer, full extension file drawer;
- First pencil drawer can be made from plastic;
- Locking: first drawer lock or central locking;
- Anti-tilt mechanism;
- Top made of 25 mm MFC (melamine) with 2 mm ABS edging or 16 mm MFC (melamine) with 1 mm ABS edging.
- Handle type X, K (colour + handle code)



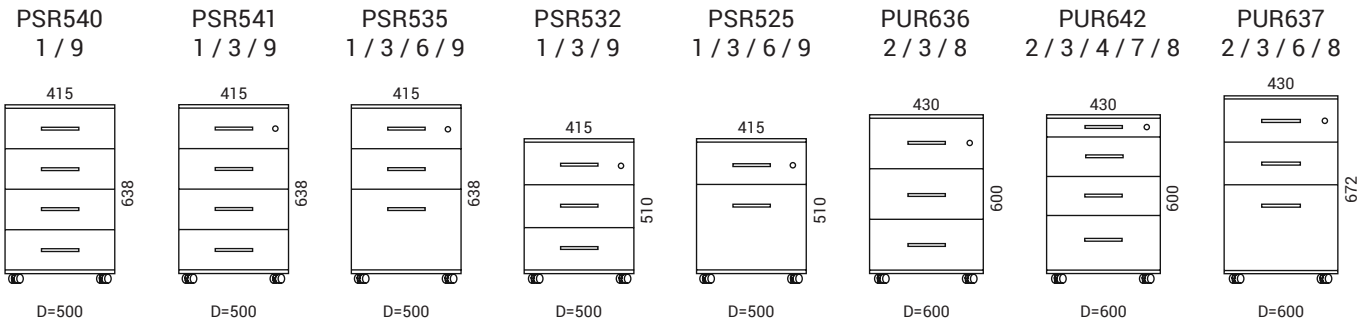
Pencil tray G6F0002



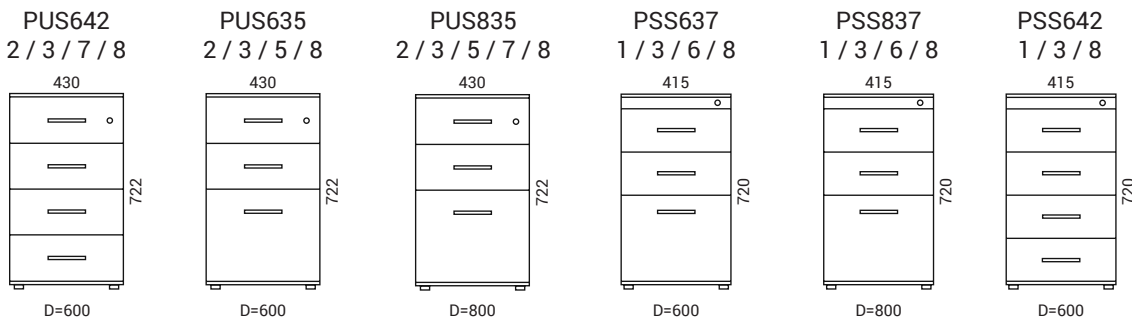
Suitable for pedestals G1A0214, G1A0213, G1A0215, G1A0221, G1A0241.

RANGE

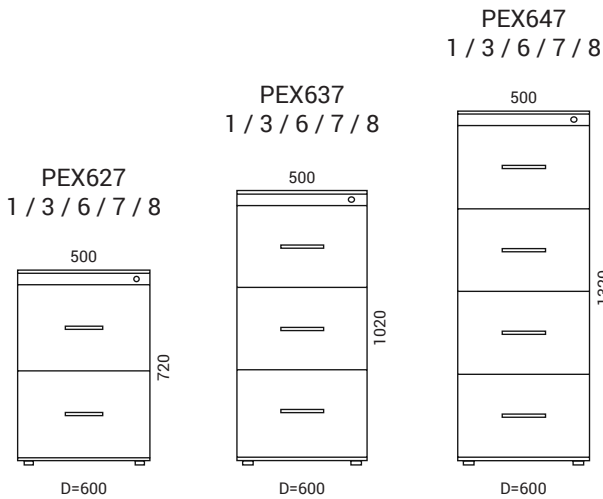
Mobile pedestals



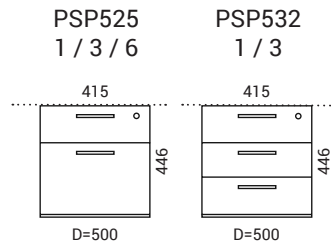
Desk height pedestals



Filing pedestals



Fixed pedestals



1. Foil wrapped drawers: sides made from white 12 mm MFC (melamine), bottom made from white 4 mm fiberboard. L=450 mm. Load max. 15 kg;
2. Metal-sided drawers: bottom and back made from white 16 mm MFC (melamine). L=500 mm. Load max. 25 kg;
3. Central locking;
4. First pencil drawer from plastic;
5. File drawer;
6. Full extension file drawer suitable for A4 or foolscap filing;
7. Anti-tilt mechanism;
8. Top made of 25 mm MFC (melamine), 2 mm ABS edging;
9. Top made of 16 mm MFC (melamine), 1 mm ABS edging.

Optional




Plastic pencil tray



Plastic legs (5 pcs.)



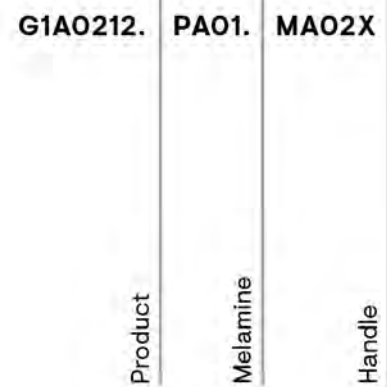
Additional base elements with height adjustment











Top for desk height pedestals










ORDERING EXAMPLE








Code structure



	Description	W	D	H	Code	Price, GBP (RRP)						
						Melamine:						
						PA06	PA07	PA01	PA09	PA10	PA08	
						PA03	PA02		PA04	PA05		
						Handle: MA01K MA01X MA02K MA02X MA03X MA04X						
	Mobile pedestal (4 foil wrapped drawers)	415	500	638	G1A0205	207						237
	Mobile pedestal (4 foil wrapped drawers, central locking)	415	500	638	G1A0206	244						285
	Mobile pedestal (3 foil wrapped drawers, incl. full extension file drawer suitable for A4 or foolscap filing, central locking)	415	500	638	G1A0207	262						296

	Description	W	D	H	Code	Price, GBP (RRP)							
						Melamine:							
						PA06 PA03	PA07 PA02	PA01	PA09 PA04	PA10 PA05	PA08 PA05		
						Handle: MA01K MA01X MA02K MA02X MA03X MA04X							
	Mobile pedestal (3 foil wrapped drawers, central locking)	415	500	510	G1A0203							222	262
	Mobile pedestal (2 foil wrapped drawers incl. full extension file drawer suitable for A4 or foolscap files, central locking)	415	500	510	G1A0204							233	274
	Mobile pedestal (3 metal sided drawers, central locking)	430	600	600	G1A0221							444	510
	Mobile pedestal (4 metal sided drawers incl. pencil drawer, central locking, anti-tilt)	430	600	600	G1A0212							451	517
	Mobile pedestal (3 metal sided drawers incl. file drawer, suitable for A4 or foolscap files, central locking)	430	600	672	G1A0241							455	517
	Pedestal (4 metal sided drawers, anti-tilt, central locking). To complete with NOVA desks G6F0298 has to be ordered separately.	430	600	722	G1A0214							425	499
	Pedestal (3 metal sided drawers incl. file drawer, suitable for A4 or foolscap files, central locking). To complete with NOVA desks G6F0298 has to be ordered separately.	430	600	722	G1A0213							407	469
						Melamine:							
						PA06 PA03	PA07 PA02	PA01	PA09 PA04	PA10 PA05	PA08 PA05		
	Top for desk high pedestals G1A0214, G1A0213	430	800	25	G1E0014							52	59

	Description	W	D	H	Code	Price, GBP (RRP)						
						Melamine:						
						PA06 PA03	PA07 PA02	PA01	PA09 PA04	PA10 PA05	PA08	
						Handle: MA01K MA01X MA02K MA02X MA03X MA04X						
	Pedestal (3 metal sided drawers incl. file drawer, suitable for A4 files, central locking, anti-tilt). To complete with NOVA desks G6F0298 has to be ordered separately.	430	800	722	G1A0215						458	547
	Pedestal (3 foil wrapped drawers incl. full extension file drawer suitable for A4 or foolscap files, central locking)	415	600	720	G1A0122						288	333
	Pedestal (4 foil wrapped drawers, central locking)	415	600	720	G1A0121						285	322
	Pedestal (3 foil wrapped drawers incl. full extension file drawer suitable for A4 or foolscap files, central locking)	415	800	720	G1A0120						310	355
	Filing cabinet (2 foil wrapped, full extension file drawers, suitable for A4 or foolscap files, central locking, anti-tilt)	500	600	720	G1A0065						333	384
	Filing cabinet (3 foil wrapped, full extension file drawers, suitable for A4 or foolscap files, central locking, anti-tilt)	500	600	1020	G1A0066						451	514
	Filing cabinet (4 foil wrapped, full extension file drawers, suitable for A4 or foolscap files, central locking, anti-tilt)	500	600	1320	G1A0067						565	654
	Fixed pedestal (3 foil wrapped drawers, central locking)	415	500	446	G1A0201						196	225
	Fixed pedestal (2 foil wrapped drawers incl. full extension file drawer suitable for A4 or foolscap files, central locking)	415	500	446	G1A0202						207	237

	Description	W	D	H	Code	Price, GBP (RRP)							
						Melamine:							
						PA06 PA03	PA07 PA02	PA01	PA09 PA04	PA10 PA05	PA08		
						Handle: MA01K MA01X MA02K MA02X MA03X MA04X							
	Cupboard. To complete with NOVA desks G6F0287 have to be ordered separately.	800	600	720	PXD620	299		340					
	Cabinet with sliding doors (desk high)	1200	600	720	PXL620	417		487					
						Melamine:							
						PA06 PA03	PA07 PA02	PA01	PA09 PA04	PA10 PA05	PA08		
	Open bookcase	800	400	720	G1B0112	137		163					
						Accessories:							
	Plastic legs (5 pcs.) for 1200mm wide cabinets			23	G6F0287			18					
	Base element for pedestals G1A0214, G1A0213, G1A0215 height adjustment till 740 mm (4 pcs.)				G6F0298			18					
	Pen tray for pedestals G1A0205, G1A0206, G1A0203, G1A0204, G1A0207, G1A0201, G1A0202	335	235	35	G6F0002			22					
	Pencil tray for metal sided drawers	368	250	25	G6F0046			33					

OPTIMA pedestals with Top 1000 drawers

QUALITY STANDARD

- LST CEN/TR 14073-1:2004
- LST CEN 14073-2:2004
- LST CEN 14073-3:2004
- LST EN 14074:2004



FEATURES

- Two different depths: 600 mm, 800 mm
- Three configurations

TECHNICAL INFORMATION

Carcass

- Made of 18 mm MFC (melamine), 1 mm ABS edges.

Drawers

- Front made of 18 mm MFC (melamine);
- Full extension metal drawers;
- Central locking;
- With anti-tilt;
- With soft closing function (pencil drawer excluded);
- For 600 mm depth pedestals, load max. 20 kg for file drawer, 6 kg for pencil drawer, 10 kg for other drawers;
- For 800 mm depth pedestals, load max. 30 kg for file drawer, 6 kg for pencil drawer, 15 kg for other drawers.

Handles

- MA03G, MA02G, MA01G, MA04G, MA03X, MA02X, MA01X, MA04X, MA02K, MA01K, MA04K made from powder coated metal, hole for fixing – 128 mm.



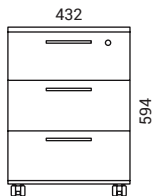
Handle type (colour + handle code)

Castors

- Twin wheel castor Ø37 mm;
- Max. 30 kg per castor.

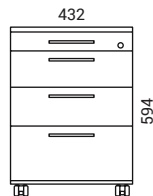
RANGE

Depth – 600 mm (drawer depth – 530 mm)



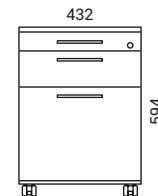
G1A0247

- 3 metal drawers;
- Soft closing function;
- Central locking;
- Anti-tilt mechanism.



G1A0248

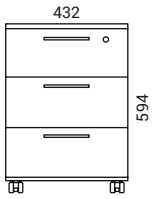
- 1 pencil drawer;
- 3 metal drawers;
- Soft closing function (except pencil drawers);
- Central locking;
- Anti-tilt mechanism.



G1A0246

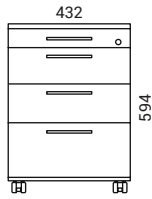
- 1 pencil drawer;
- 2 metal drawers (filer drawer for A4 and foolscap included);
- Soft closing function (except pencil drawers);
- Central locking;
- Anti-tilt mechanism.

Depth – 800 mm (drawer depth – 730 mm)



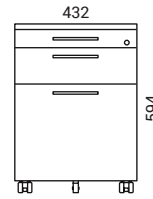
G1A0447

- 3 metal drawers;
- Soft closing function;
- Central locking;
- Anti-tilt mechanism.



G1A0449

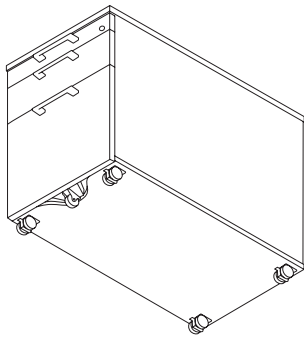
- 1 pencil drawer;
- 3 metal drawers;
- Soft closing function (except pencil drawers);
- Central locking;
- Anti-tilt mechanism.



G1A0448

- 1 pencil drawer;
- 2 metal drawers (filer drawer for A4 and foolscap included);
- Soft closing function (except pencil drawers);
- Central locking;
- Anti-tilt mechanism.

ADDITIONAL INFORMATION



There is an additional rubber castor for file drawer stability when loaded max 30 kg. Also, the facade of G1A0448 pedestal is extended to make the castor less visible.

ORDERING EXAMPLE

Code structure



G1A0247.	PA01.	PA07.	MA03X
Product	Melamine (Drawer) A	Melamine (carcass) B	
			Handle

	Description	W	D	H	Code	Price, GBP (RRP)			
						(A) Melamine: PA06 PA09 PA06 PA09 PA07 PA10 PA07 PA10 PA01 PA08 PA01 PA08 PA03 PA04 PA03 PA04 PA02 PA05 PA02 PA05			
						(B) Melamine: PA06 PA07 PA01 PA09 PA10 PA08 PA03 PA02 PA04 PA05			
						Handle: MA01K MA01X MA01G MA02K MA02X MA02G MA03X MA03G MA04X MA04K MA04G			
	Mobile pedestal (3 metal drawers, central locking; anti-tilt)	432	600	594	G1A0247	654	658	684	687
	Mobile pedestal (1 pencil drawer; 2 metal drawer incl. file drawer; central locking; anti-tilt)	432	600	594	G1A0246	673	680	699	702
	Mobile pedestal (1 pencil drawer; 3 metal drawers; central locking; anti-tilt)	432	600	594	G1A0248	739	750	772	776
	Mobile pedestal (3 metal drawers, central locking; anti-tilt)	432	800	594	G1A0447	736	743	772	776
	Mobile pedestal (1 pencil drawer; 2 metal drawer incl. file drawer; central locking; anti-tilt)	432	800	594	G1A0448	754	754	787	787
	Mobile pedestal (1 pencil drawer; 3 metal drawers; central locking; anti-tilt)	432	800	594	G1A0449	806	809	843	846

OPTIMA pedestals with Top 100 drawers

BOXI

Quality standard

EN 14073-2:2004

EN 14073-3:2004

EN 14074:2004



Technical information

Carcass

- Made of 16 mm MFC (melamine) with 1 mm edging;
- Made of 18 mm MFC (melamine) with 1 mm edging;
- Made of 25 mm MFC (melamine) with 2 mm edging (only for H=740 mm top and H=1090 mm middle top).
- Handle type Z.

Pull-out drawer (1)

- Made of 18 mm MFC (melamine) with 1 mm edging (except file tower, and towers which are 360 mm width, there are parts which are made of 16 mm MFC (melamine));
- Soft closing function;
- Lockable;
- Load max. 50 kg;
- Plastic pen holder is integrated in the upper shelf.

Legs

- Four plastic height levelling feet, H=23 mm (+10 mm);
- 1 castor Ø80 mm (tread from thermoplastic rubber, non-marking).

Sliding doors

- Made of 10 mm plywood with laminate, edges – lacquered;
- No handles (just cut-outs);
- White plastic slide profile.

Inner file drawers

- Made of 12 mm MFC (melamine) with 1 mm edging;
- Full extension ball bearing slides, which are visible;
- Height – 280 mm, depth – 350 mm, width – 646 mm;
- Convenient opening without handles.

Inner personal drawers

- Made of 12 mm MFC (melamine) with 1 mm edging;
- Full extension ball bearing slides, which are visible;
- Height – 120 mm, depth – 300 mm, width – 450 mm;
- Convenient opening without handles.

Fixed metal shelves (2)

- Made of 1 mm thick steel sheet;
- Powder coated metal;
- Fixed with screws.

USB fast charger

- A+C Twin USB Fast Charger integrated into the back panel of the cabinet;
- Hardwired power cord to GST18-3 800 mm;
- Cable length: 3 m;
- Dimensions: Ø74x50 mm;
- Cable standard: UK, EU, CH, FR, US;
- R letter means that if the port is damaged, you can change it without replacing the whole socket;
- Black plastic.

Power socket

- 1 AC power socket 100 – 230 V;
- Hardwired power cord to GST18-3 800 mm;
- Cable length: 3 m;
- Dimensions: Ø74x50 mm, hole for socket Ø60 mm;
- Power socket standards: UK, EU, CH, FR, US;
- Black plastic.

Hook for clothes (3)

- Dimensions: 20x28, H=62 mm;
- Powder coated metal;
- Fixed with screws.

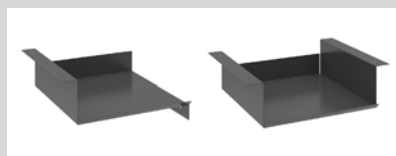
Felt-lined inserts (4)

- For towers with metal shelves;
- 2 sizes: 671x198x2 mm, 450x343x2 mm;
- Suitable with ERA, LUCIA, VELITO PRESTO, SYNERGY;
- Optional, need to be ordered separately.

Optional




Drawer's box (1)



Metal shelves (right / central)



(2)
Metal hook for



clothes (3)
Felt-lined



inserts (4)



Master key

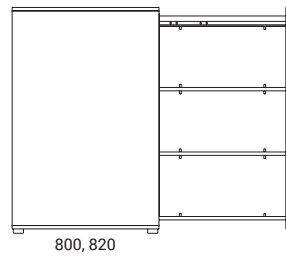
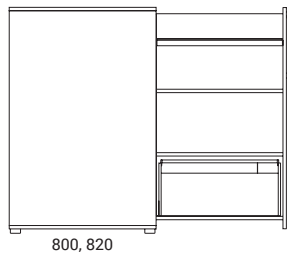
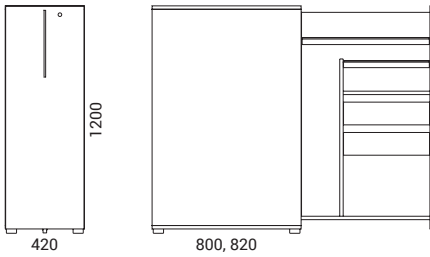
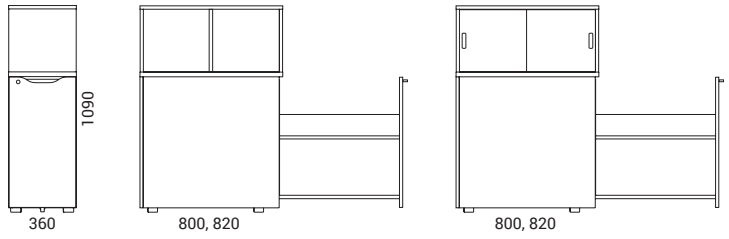
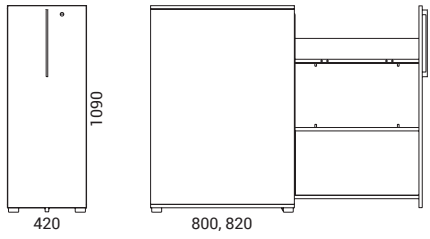
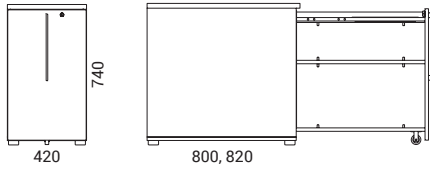


Removal key
Cylinder lock
with 2 keys

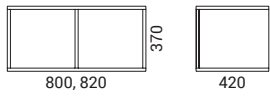
Range

Towers*


*R/H or L/H option available



Bookcase



Planter Box



Additional information

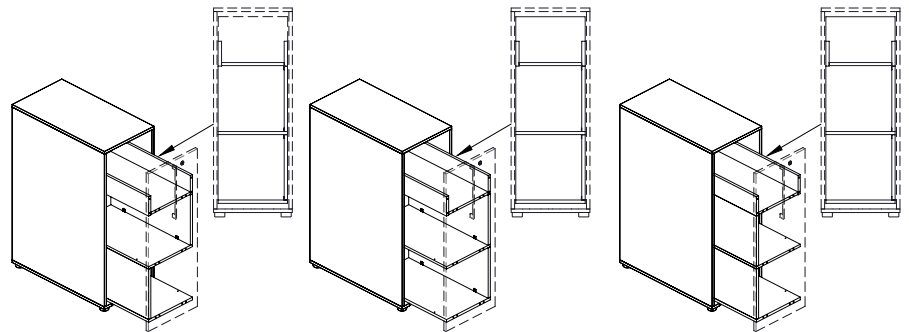


- Bookcase or plant box fixing. For fixing bookcase or plant box onto the tower please use stickers and follow the assembly scheme (included in the package).




- Planter box care. Please note that the inner part of planter box is not protected from the moisture. We recommend you to use the Melamine Cleaning and Care Instructions.

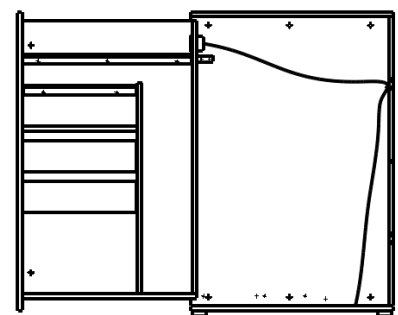
- Changing tower sides. You can switch the inner wall side from R/H to L/H or vice versa for universal towers and towers assembled as R/H or L/H. Please use the special fittings and follow the assembly scheme (included in the package).



- USB port/power socket cable management.



Closed



Open

Accessories fixing position

Fixing position of right metal shelf



* Suitable only for the upper shelf



* If you decide to switch sides from right or left, you will have to reassemble the shelves.

Fixing position of central metal shelf



* If you decide to switch sides from right or left, you will have to reassemble the shelves.

Fixing position of metal hook

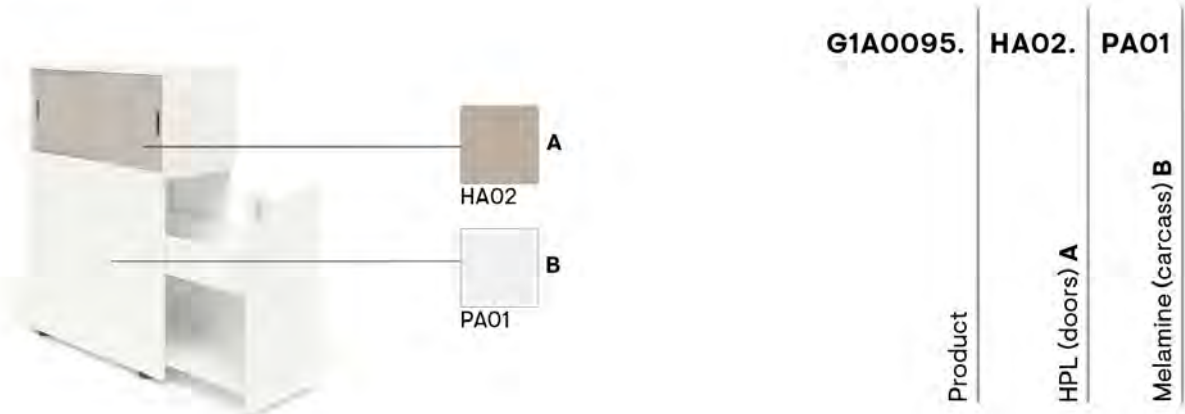
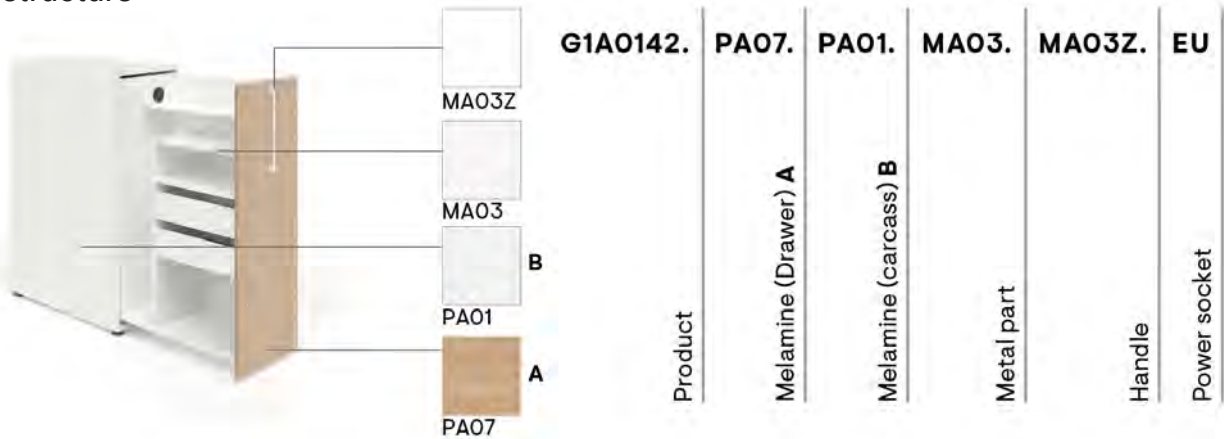


Fixing position of drawer's box






ORDERING EXAMPLE

Code structure



	Description	W	D	H	Code	Price, GBP (RRP)			
						(A) Melamine: PA06 PA09 PA06 PA09 PA07 PA10 PA07 PA10 PA01 PA08 PA01 PA08 PA03 PA04 PA03 PA04 PA02 PA05 PA02 PA05			
						(B) Melamine: PA06 PA07 PA01 PA09 PA10 PA08 PA03 PA02 PA04 PA05			
						Handle: MA01Z MA02Z MA03Z MA04Z			
	Tower, preassembled as R/H (lockable, with 2 shelves and pencil tray)	420	800	740	G1A0076	765	776	791	806
	Tower, preassembled as L/H (lockable, with 2 shelves and pencil tray)	420	820	740	G1A0081	780	791	806	824
	Tower, preassembled as L/H (lockable, with 2 shelves and pencil tray)	420	800	740	G1A0082	765	776	791	806
	Tower, preassembled as L/H (lockable, with 2 shelves and pencil tray)	420	820	740	G1A0090	780	791	806	824



		Description	W	D	H	Code	Price, GBP (RRP)						
							Melamine:						
							PA06 PA03	PA07 PA02	PA01	PA09 PA04	PA10 PA05	PA08	
		Bookcase for 800 mm length towers (without base)	800	420	370	G1B0092	107					129	
		Bookcase for 820 mm length towers (without base)	820	420	370	G1B0093	118					137	
		Planter box for 800 mm length towers (without base)	800	420	200	G1B0163	70					85	
			800	420	334	G1B0094	81					100	
		Planter box for 820 mm length towers (without base)	820	420	200	G1B0164	78					96	
			820	420	334	G1B0095	96					122	

(A) Melamine:

PA06	PA09	PA06	PA09
PA07	PA10	PA07	PA10
PA01	PA08	PA01	PA08
PA03	PA04	PA03	PA04
PA02	PA05	PA02	PA05

(B) Melamine:



PA06	PA07	PA01	PA09	PA10	PA08
PA03	PA02		PA04	PA05	

		Tower, R/H (lockable, with bookcase on the top)	360	800	1090	G1A0091	713	739	765	784
			360	820	1090	G1A0092	736	758	780	802
		Tower, L/H (lockable, with bookcase on the top)	360	800	1090	G1A0093	713	739	765	784
			360	820	1090	G1A0094	736	758	780	802

(A) HPL: HA19 HA01 HA02 HA03 HA04

(B) Melamine:







PA06	PA07	PA01	PA09	PA10	PA08
PA03	PA02		PA04	PA05	





		Tower, R/H (lockable, with sliding doors on the top)	360	800	1090	G1A0095	839			898
			360	820	1090	G1A0096	850			924
		Tower, L/H (lockable, with sliding doors on the top)	360	800	1090	G1A0097	839			898
			360	820	1090	G1A0098	850			924

		Description	W	D	H	Code	Price, GBP (RRP)					
							(A) Melamine:					
							PA06	PA09	PA06	PA09		
							PA07	PA10	PA07	PA10		
							PA01	PA08	PA01	PA08		
							PA03	PA04	PA03	PA04		
							PA02	PA05	PA02	PA05		
							(B) Melamine:					
							PA06	PA07	PA01	PA09	PA10	PA08
							PA03	PA02		PA04	PA05	
							Handle: MA01Z MA02Z MA03Z MA04Z					
	Tower (lockable, with 3 shelves)	420	800	1090	G1A0099	1039	1068	1161	1198			
		420	820	1090	G1A0100	1053	1094	1183	1216			
	Tower, preassembled as R/H (lockable, with 3 shelves and pencil tray)	420	800	1200	G1A0101	1061	1109	1190	1223			
		420	820	1200	G1A0102	1083	1120	1205	1234			
	Tower, preassembled as L/H (lockable, with 3 shelves and pencil tray)	420	800	1200	G1A0113	1061	1109	1190	1223			
		420	820	1200	G1A0115	1083	1120	1205	1234			
							(A) Melamine:					
							PA06	PA09	PA06	PA09		
							PA07	PA10	PA07	PA10		
							PA01	PA08	PA01	PA08		
							PA03	PA04	PA03	PA04		
							PA02	PA05	PA02	PA05		
							(B) Melamine:					
							PA06	PA07	PA01	PA09	PA10	PA08
							PA03	PA02		PA04	PA05	
							Metal part: MA01 MA03					
							Handle: MA01Z MA02Z MA03Z MA04Z					
	Tower, R/H (lockable, with 2 shelves, 1 metal shelf and file drawer)	420	800	1200	G1A0128	1260	1275	1305	1319			
		420	820	1200	G1A0129	1271	1290	1316	1338			
	Tower, L/H (lockable, with 2 shelves, 1 metal shelf and file drawer)	420	800	1200	G1A0130	1260	1275	1305	1319			
		420	820	1200	G1A0132	1271	1290	1316	1338			

	Description	W	D	H	Code	Price, GBP (RRP)			
						(A) Melamine: PA06 PA09 PA06 PA09 PA07 PA10 PA07 PA10 PA01 PA08 PA01 PA08 PA03 PA04 PA03 PA04 PA02 PA05 PA02 PA05			
						(B) Melamine: PA06 PA07 PA01 PA09 PA10 PA08 PA03 PA02 PA04 PA05			
						Metal part: MA01 MA03 Handle: MA01Z MA02Z MA03Z MA04Z			
	Tower, R/H (lockable, 1 shelf, 2 metal shelves and 2 small drawers)	420	800	1200	G1A0133	1220	1234	1275	1290
		420	820	1200	G1A0134	1231	1260	1290	1308
	Tower, L/H (lockable, 1 shelf, 2 metal shelves and 2 small drawers)	420	800	1200	G1A0135	1220	1234	1275	1290
		420	820	1200	G1A0141	1231	1260	1290	1308

						(A) Melamine: PA06 PA09 PA06 PA09 PA07 PA10 PA07 PA10 PA01 PA08 PA01 PA08 PA03 PA04 PA03 PA04 PA02 PA05 PA02 PA05			
						(B) Melamine: PA06 PA07 PA01 PA09 PA10 PA08 PA03 PA02 PA04 PA05			
						Metal part: MA01 MA03 Handle: MA01Z MA02Z MA03Z MA04Z Power socket: EU UK CH FR			
	Tower, R/H (lockable, with usb port, 1 shelf, 2 metal shelves and 2 small drawers)	420	800	1200	G1A0142	1626	1641	1660	1674
		420	820	1200	G1A0143	1645	1652	1667	1693
	Tower, L/H (lockable, with usb port, 1 shelf, 2 metal shelves and 2 small drawers)	420	800	1200	G1A0144	1626	1641	1660	1674
		420	820	1200	G1A0145	1645	1652	1667	1693

	Description	W	D	H	Code	Price, GBP (RRP)			
						(A) Melamine: PA06 PA09 PA06 PA09 PA07 PA10 PA07 PA10 PA01 PA08 PA01 PA08 PA03 PA04 PA03 PA04 PA02 PA05 PA02 PA05			
						(B) Melamine: PA06 PA07 PA01 PA09 PA10 PA08 PA03 PA02 PA04 PA05			
						Metal part: MA01 MA03			
						Handle: MA01Z MA02Z MA03Z MA04Z			
						Power socket: EU UK CH FR			
	Tower, R/H (lockable, with power socket, 1 shelf, 2 metal shelves and 2 small drawers)	420	800	1200	G1A0146	1412	1419	1453	1467
		420	820	1200	G1A0147	1427	1438	1467	1486
	Tower, L/H (lockable, with power socket, 1 shelf, 2 metal shelves and 2 small drawers)	420	800	1200	G1A0148	1412	1419	1453	1467
		420	820	1200	G1A0149	1427	1438	1467	1486
						Fabric:			
						Era, Austea, Lucia		Synergy, Velito Presto	
	Felt-lined insert for towers with metal shelf	671	198	3	G9A0025	26	41		
		453	342	3	G9A0026	33	44		
						Metal: MA01 MA02 MA03 MA04			
	Metal hook for clothes	20	28	62	G9A0009	22			
	Metal shelf (right)	300	300	100	G9A0007	67			
	Metal shelf (central)	300	300	100	G9A0008	78			

	Description	W	D	H	Code	Price, GBP (RRP)
						HPL: HA19 HA01 HA02 HA03 HA04
						Carcass: PA01
	Drawers box	370	305	330	G1A0234	307
						Accessories
	Master key (1 pcs.)				G6F0380	37
	Removal key (1 pcs.)				G6F0381	26
	Cylinder lock with 2 keys				G6F0382	22

CHOICE



Technical information

Types

- Bookcases (1)
- Cabinets and wardrobes (2)
- Cabinets and wardrobes with sliding doors (3)
- Cabinets with drawers and shelf (4)

1




2



3



4



Bookcases (1)

Sides, top, bottom and back panel

- Sides, top and bottom - 18 mm MFC (melamine) with 1 mm ABS edging;
- Back panel - 18 mm MFC (melamine).

Shelves

- 18 mm MFC (melamine) with 1 mm ABS edging. Load capacity: 20 kg;
- 25 mm MFC (melamine) with 2 mm ABS edging (for W=1000 mm wide carcass). Load capacity: 20 kg;
- Fixed shelves;

Fittings

- CAMS with connecting bolts.

Cabinets and wardrobes (2)

Sides, top, bottom and back panel

- Sides, top and bottom - 18 mm MFC (melamine) with 1 mm ABS edging;
- Back panel - 18 mm MFC (melamine).

Shelves

- 18 mm MFC (melamine) with 1 mm ABS edging. Load capacity: 20 kg;
- 25 mm MFC (melamine) with 2 mm ABS edging (for W=1000 mm wide carcass). Load capacity: 20 kg;
- Fixed or height-adjustable shelves;
- Pull-out coat hanger, load capacity: 3 kg.

Doors

- Doors with hinges in 18 mm MFC (melamine) with 1 mm ABS edging.

Fittings

- CAMS with connecting bolts;
- Fast assembling hinges (does not require any tools to connect hinges to plates);
- 107° opening angle with soft closing function.

Lock

- Cylinder lock without retention and 2 keys;
- Lock without metal bars.

Cabinets and wardrobes with sliding doors (3)

Sides, top, bottom and back panel

- Sides, top and bottom - 18 mm MFC (melamine) with 1 mm ABS edging;
- Back panel - 18 mm MFC (melamine).

Shelves

- 18 mm MFC (melamine) with 1 mm ABS edging. Load capacity: 20 kg;
- 25 mm MFC (melamine) with 2 mm ABS edging (for W=1000 mm wide carcass). Load capacity: 20 kg;
- Fixed or height-adjustable shelves;
- Pull-out coat hanger, load capacity: 3 kg.

Doors

- Sliding doors in 18 mm MFC (melamine) with 1 mm ABS edging.

Fittings

- CAMS with connecting bolts;
- Lock without metal bars;
- Plastic runners.

Lock

- Cylinder lock without retention and 2 keys.

Cabinets with drawers and shelf (4)

Options

- Right-handed (drawers on the right, shelf on the left);
- Left-handed (drawers on the left, shelf on the right).

Sides, top, drawer front, bottom and back panel

- Sides, top, drawer front and bottom - 18 mm MFC (melamine) with 1 mm ABS edging;
- Back panel - 18 mm MFC (melamine);
- Top - 25 mm MFC (melamine) with 2 mm ABS edging

Shelf

- 18 mm MFC (melamine) with 1 mm ABS edging. Load capacity: 20 kg;
- Shelf in the open space can be adjusted vertically by 160 mm;
- Maximum load capacity per cabinet: 80 kg.

Top drawer

- Drawer box made of 16 mm MFC (melamine) with 1 mm edging (ABS);
- Dimensions: 722x308, H= 66 mm (box, inner);
- Load capacity: 15 kg;
- Soft closing function, lockable, full extension with hidden slides.

File drawer

- Suitable for letter, A4, or foolscap files (309 mm; 330 mm or 386 mm width);
- Drawer box made of 16 mm MFC (melamine) with 1 mm edging (ABS);
- Dimensions: 722x308, H=245 mm (box, inner);
- Soft closing function, locks with central locking, full extension with hidden slides;
- Load capacity: 25 kg.

Fittings

- CAMS with connecting bolts.


Lock

- Cylinder lock without retention and 2 keys;
- Lock with metal bar.


Handles

- Handles (MA03G, MA02G, MA01G, MA04G) made from powder-coated metal, hole for fixing – 128 mm (1);
- Handles (MA03X, MA02X, MA01X, MA04X) made from powder-coated metal, hole for fixing – 128 mm (2);
- Recessed handles 145x42x15 mm (MA03C, MA02C, MA01C, MA04C) from aluminium, powder coated (3).


1



2



3



Bases (must be ordered)

Plinth MFC (1)

- Right-handed (drawers on the right, shelf on the left);
- Left-handed (drawers on the left, shelf on the right).

Plinth metal (2)

- Made from welded metal tube, H=40 mm;
- Height levelling legs +10 mm.

Metal legs (3)

- Metal tube - 20x20 mm;
- Plastic legs with height levelling, H=80 mm +10 mm;
- Powder coated metal.

Metal legs with frame (4)

- Welded metal tube - 20x20 mm;
- Plastic legs with height levelling, H=150 mm +10 mm;
- Powder coated metal.

Plastic legs (5)

- Black plastic height levelling legs, H=17 mm +10 mm.

Solid wood legs (6)

- Lacquered and stained light grey or black ash solid wood base, H=150 mm;
- Height levelling +10 mm.

Castors (7)

- Four twin wheel castors, Ø80 mm;
- Two out of four with stopper brakes;
- Maximum load capacity: 100 kg per castor.



Additional parts (optional)

MFC shelf/shelf with dividers (1)

- 18/25 mm MFC (melamine) with 1 mm ABS edging;
- Chromed metal dividers (7pcs.) (only for shelves with dividers).

Metal shelves (2)

- 28 mm (shelf thickness), made of welded metal sheet. Load capacity: 30 kg.

Lateral filing metal shelf (3)

- 28 mm (shelf thickness), made of welded metal sheet. Load capacity: 30 kg.

Pull out black metal filing cradle (4)

- File drawers for both A4 and foolscap files;
- Full extension with anti-tilt function;
- Made of welded metal sheet, without bottom. Powder coated (black);
- Ball bearing slide, load capacity: 30 kg.

Wire Frame for foolscap / A4 (frame-mounted binders) (5)

- Dimensions: W=340 mm, D=305 mm, H=245 mm;
- Galvanized wire with black plastic corners.

Shelves for letters (Pigeon holes) (6)



- Sides, top, drawer front and bottom - 18 mm MFC (melamine) with 1 mm ABS edging;
- Back panel - 18 mm MFC (melamine).

Plastic drawer (Pencil tray) (7)

- Tray from black plastic: W=380 mm (with mounting brackets), L=375 mm, H=32 mm;
- Ball bearing slide full extension;
- Mounted under cabinet top or shelves;
- Load capacity: 2 kg (EN 15338).

Drawer's box (8)

- 12 mm MFC (melamine) with 0,5/1 mm ABS edging;
- 10 mm plywood with HPL;
- 3 drawers with soft closing function, full extension with hidden slides;
- Not suitable for 800 mm wide cabinets with sliding doors.



Planter box (9)

- 18 mm MFC (melamine) with 1 mm ABS edging;
- Load capacity for 800 mm width: 20 kg;
- Load capacity for 1000 mm width: 20 kg;
- Load capacity for 1200 mm width: 35 kg.

Cushion (10)

- 4 different sizes: 802x429x32 mm, 808x404x32 mm, 1010x404x32 mm, 1212x404x32 mm;
- Cushions are for 1H and 2H cabinets. They are fixed on the top of the cabinet using Velcro tape;
- Two cushions (808) are needed for cabinets with width of 1600 mms;
- HR5050 foam rubber is used in pillow production.

Fabric back panel (11)

- HDF 3 mm coated with foam 3 mm and fabric (fixing with glue stickers).

PET back panel (12)

- PET felt board 9 mm (fixing with glue, must be ordered separately).

Side and top panels (13)

- 16 MFC with 1 mm ABS edging;
- 16 mm chipboard, covered in wood veneer with 1,5 mm edging.

Keys for locks (14)

- Master key – provides lock access in case of forgotten/misplaced key;
- Removal key – allows removal of locks cylinder from the door;
- Cylinder lock with 2 keys – can be used to change the lock in case of lost keys.


Counterweight (15)

- 8 mm powder-coated metal plate (grey colour by default), fixed with screws under the bottom;
- 25 mm MFC (melamine) with two 0,5 mm ABS edges, fixed with stickers to the back panel inside the cabinet.

Stickers (16)

- Adhesive stickers (H=0,13 mm) for fixing one cabinet on top of another without any tools.

9



10



11



12



13



14



15

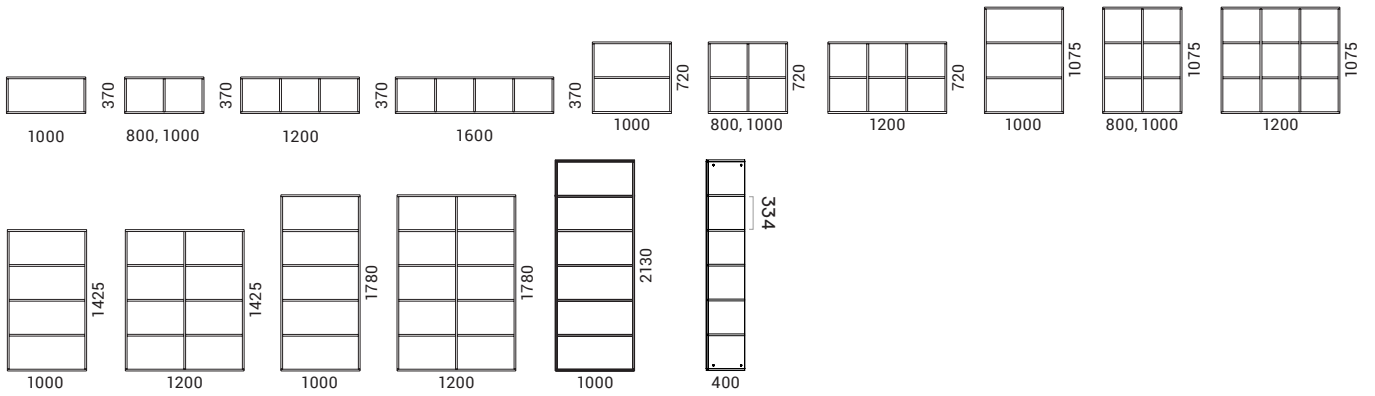


16

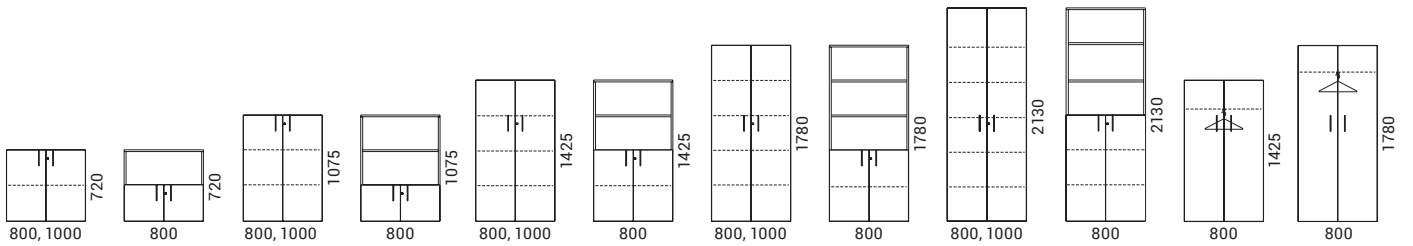


Range

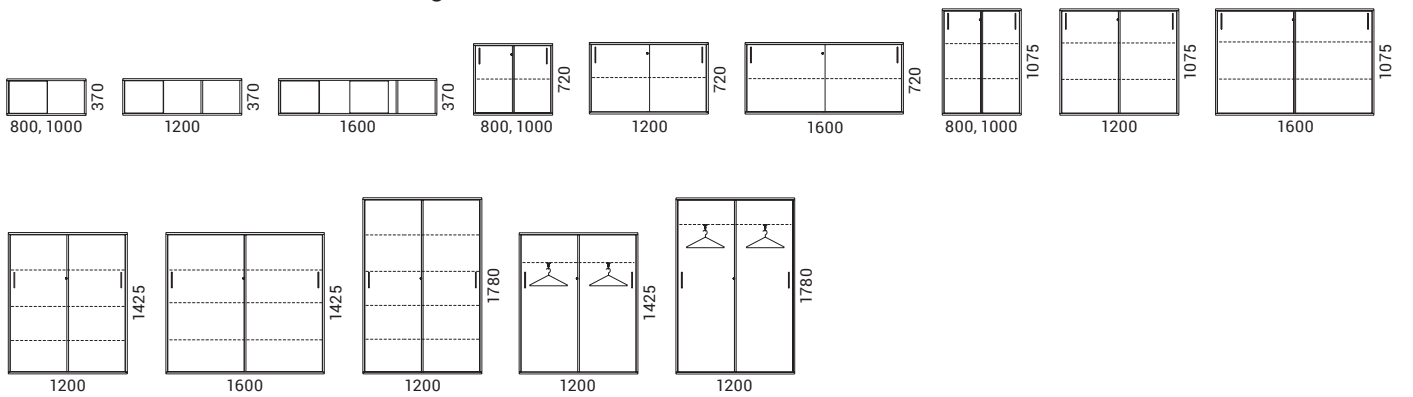
Bookcases



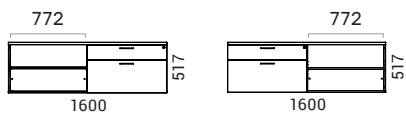
Cabinets and wardrobes



Cabinets and wardrobes with sliding door



Cabinets with drawers and shelves



Planter box



Additional information

Fixing one cabinet onto another


- The overall height of the cabinet will increase by 18 mm when placing one cabinet on top of the other (e.g. 1H+1H). This may result in differing overall heights between the cabinets or desks.
- Side panels will not be suitable for cabinet combinations.



- Please note glue on the stickers takes time to harden (50% in 15 min, 90% in 24 h and 100% in 72 h). It is advised to wait before first using the cabinet. Splitting the cabinets again by carefully removing the top part and cleaning the residual glue with everyday cleaning solvent (e.g. turpentine) is possible.
- Tips for fixing one cabinet onto another:
 - If the combination is higher than 3H, it is recommended to choose a solid base, e.g. metal plinth or plinth with metal frame;
 - Compositions exceeding 5H height must be mounted to the wall;
 - Additional mounting to the wall and strengthening with wood screws is recommended for cabinets with hinged doors or drawers.

Cabinet fixing

- 6H cabinets always must be fixed to the wall. Wall mount fittings are included with 6H cabinets, additional order is not required. Mounting to the wall is chosen by installer according to the wall type.



Planter box fixing

- Planter boxes are attached to the top panel with screws. Screws are included in the kit.




Colour of the connection

- Bookcase (G1S0344, G1S0356, G1S0366), cabinets (G1S0387, G1S0394, G1S0396, G1S0403) and wardrobes (G1S0395, G1S0404) have visible connection on the backside.
- When ordering bookcase in two colours (G1S0344, G1S0356, G1S0366), the colour of the connection will also be visible on the backside of the cabinet.



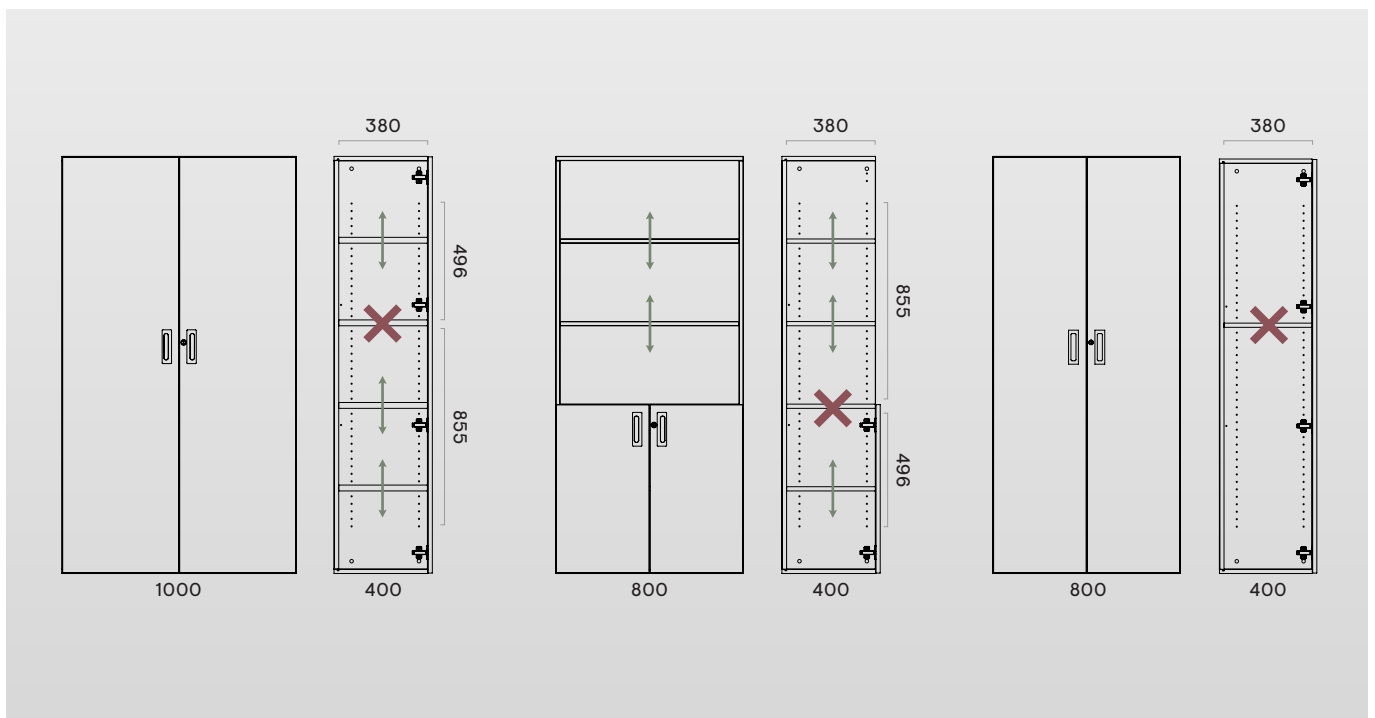
Sliding doors

- In the open position, the sliding inner (right) door is visible. There is a gap of 25 mm between the handle and the edge of the left door. Door brakes can be re-assembled (only for cabinets with type “C” handle) if required, and the door will fully open (more information in assembly scheme).

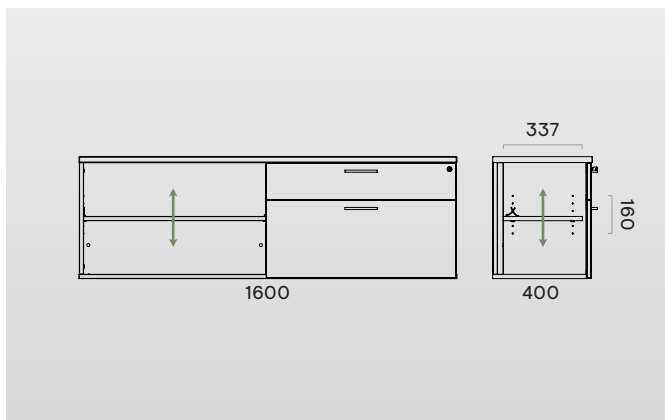


Shelves

- At least one fixed shelf (G1C0083, G1C0084) or one metal shelf (G9A0161, G9A0163) must be ordered with 4H, 5H and 6H cabinets with doors and without shelves.
- Shelf adjustment:
 - Bookcase shelves are always fixed;
 - Cabinets and wardrobes 4H-6H have one fixed shelf on the level of the handle (used for locking). Other optional or included shelves can be adjusted in a free space every 32 mm, leaving a minimum ~170 mm space on top and bottom.



- Cabinets with drawers shelves in the open space can be adjusted vertically by 160 mm;




- Additional shelves can be ordered for the lower part of the wardrobe.



Bases

- All bases (plinth, legs, etc.) are slightly recessed from the back of the cabinet due to storage stability and design. Please note that the cabinet cannot be placed against the wall completely if there is a floor plinth.



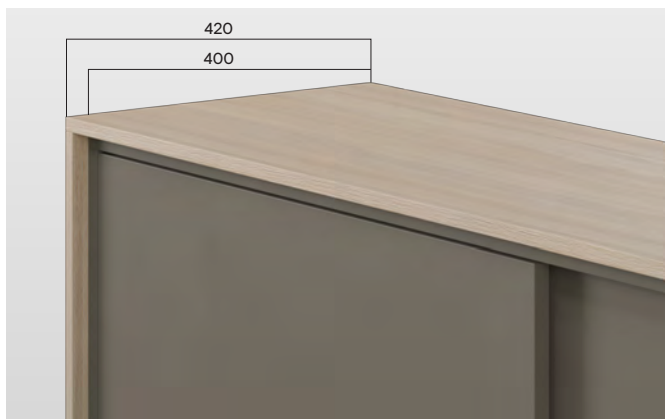
- Central legs (G1M0021, G1M0024, G1M0025, G6F0373) of 1200 mm and 1600 mm width cabinets can be mounted in 2 positions, so it is possible to choose the less visible option.



- Cabinets with drawers and shelves (G1A0526; G1A0527) cannot be ordered with plinths.

Back panels

- Bookcases and cabinets with sliding doors are 400 mm deep. MFC back panels are 420 mm deep and will stand out by 20 mm.



- Fabric and PET back panels of 3H and higher cabinets (G1S0387, G1S0344, G1S0394, G1S0395, G1S0396, G1S0403, G1S0404) are made of two pieces.




Cushion

- Cushion is suggested for 1H and 2H cabinets and only for short sitting periods. 1H and 2H cabinets can hold up to 110 kg.



Additional parts (“Pigeon holes”)

- Not suitable for bookcases with vertical dividers;
- Not suitable for wardrobes;
- Not suitable for cabinets with sliding doors;
- Important! Please note that “Pigeon holes” weigh about 8 kg and should be factored in the shelf and cabinet loading capacity;
- Shelves must be adjusted according to “Pigeon holes” height (334 mm).



A4 suspension files

- A4 suspension files can only be hung on lateral filing metal shelves in cabinets with hinged doors. The suspension files in cabinets with sliding doors will not fit on metal shelves (G9A0159, G9A0160, G9A0158, G9A0162).



Pull-out metal filing cradles

- When ordering cabinets with pull-out metal filing cradles, it is recommended to order counterweights or fix cabinets to the wall or other stable furniture. Please note that in the set of metal pull-out filing cradles (2 pcs.), there is an anti-tilt mechanism, i.e. both cradles cannot be open simultaneously.
- If ordering 2 or more cradles, largest possible number of anti-tilt sets must be ordered (ex. If ordering 4 cradles – order 3-unit set with anti-tilt + 1 without anti-tilt. If ordering 5 cradles – 3-unit set with anti-tilt + 2-unit set with anti-tilt).









































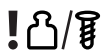
- At least one fixed melamine or metal shelf must be ordered with 4H, 5H and 6H cabinets, disregarding number of cradles.

Planter box care

- Please note that the inner part of the planter box is not protected from moisture. It is recommended to follow the Melamine or Veneer cleaning and care instructions.

Stability measures

	2H	3H	4H	5H	6H
Quantity of pull-out metal filing cradle					
 x1	!  / 	!  / 	 / 	 / 	! 
 x2	!  / 	!  / 	 / 	 / 	! 
 x3	×	!  / 	 / 	 / 	! 
 x4	×	×	×	! 	! 
 x5	×	×	×	×	! 



Must be ordered. Please order the counterweight or fix cabinets to the wall / other stable furniture.



It is recommended to order the counterweight or fix cabinets to the wall / other stable furniture.

Note! For cabinets with plastic legs it is necessary to order the counterweight or fix cabinets to the wall / other stable furniture.

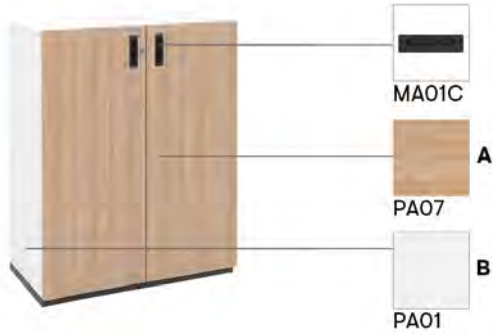


Must be fixed. Please fix cabinets to the wall / other stable furniture.



Not available.









Ordering example











G1S0377.	PA07.	PA01.	MA01C
Product	Melamine (doors) A	Melamine (carcass) B	Handle



G1S0329.	PA01.	PA07
Product	Doors	Carcass

Description	W	D	H	Code	Price, GBP (RRP)							
					Melamine (carcass):				Melamine (shelves and dividers):			
					PA06 PA07 PA01 PA03 PA02	PA08 PA10 PA09 PA05	PA06 PA07 PA01 PA03 PA02	PA08 PA10 PA09 PA05	PA06 PA07 PA01 PA03 PA02	PA08 PA10 PA09 PA05		
 Bookcase (without base)	800	400	370	G1B0350	96				137			
					Melamine (carcass):				Melamine (shelves and dividers):			
					PA06 PA07 PA01 PA03 PA02	PA08 PA10 PA09 PA05	PA06 PA07 PA01 PA03 PA02	PA08 PA10 PA09 PA05	PA06 PA07 PA01 PA03 PA02	PA08 PA10 PA09 PA05		
 Bookcase (without base)	800	400	370	G1B0351	107	111	148	152				
	1000	400	370	G1B0353	118	126	163	174				
 Bookcase (without base)	1200	400	370	G1B0354	152	163	200	214				
 Bookcase (without base)	1600	400	370	G1B0356	188	203	266	274				
 Bookcase (with fixed shelf; without base)	800	400	720	C2N080	174	189	241	256				
 Bookcase (with 2 shelves; without base)	800	400	720	C2N081	200	222	260	282				
	1000	400	720	C2N100	237	255	296	314				
 Bookcase (with 3 shelves; without base)	1200	400	720	C2N120	285	315	359	389				
 Bookcase (with 2 fixed shelves; without base)	800	400	1075	C3N080	244	262	326	344				
 Bookcase (with 4 fixed shelves; without base)	800	400	1075	C3N081	285	315	355	385				
	1000	400	1075	C3N100	318	351	395	428				
 Bookcase (with 6 shelves; without base)	1200	400	1075	C3N120	403	462	492	551				

Description	W	D	H	Code	Price, GBP (RRP)			
					Melamine (shelves and dividers):			
					PA06 PA07 PA01 PA03 PA02	PA08 PA10 PA09 PA04 PA05	PA06 PA07 PA01 PA03 PA02	PA08 PA10 PA09 PA04 PA05
					Melamine (carcass):			
					PA06 PA07 PA01 PA03 PA02	PA08 PA10 PA09 PA04 PA05	PA06 PA07 PA01 PA03 PA02	PA08 PA10 PA09 PA04 PA05
 Bookcase (with 3 fixed shelves; without base)	800	400	1425	C4N080	314	336	396	418
 Bookcase (with 6 fixed shelves; without base)	1000	400	1425	C4N100	407	459	521	573
 Bookcase (with 6 shelves; without base)	1200	400	1425	C4N120	450	506	569	625
 Bookcase (with 4 fixed shelves; without base)	800	400	1780	C5N080	362	395	472	505
 Bookcase (with 8 fixed shelves; without base)	1000	400	1780	C5N100	491	551	613	673
 Bookcase (with 8 shelves; without base)	1200	400	1780	C5N120	536	602	669	735
 Bookcase (with 5 fixed shelves; without base)	800	400	2130	C6N080	447	487	570	610
 Bookcase (with 10 fixed shelves; without base)	1000	400	2130	C6N100	610	680	743	813
	1200	400	2130	C6N120	661	761	816	916

Description	W	D	H	Code	Price, GBP (RRP)			
					Melamine (doors):			
					PA06 PA07 PA01 PA03 PA02	PA08 PA10 PA09 PA04 PA05	PA06 PA07 PA01 PA03 PA02	PA08 PA10 PA09 PA04 PA05
					Melamine (carcass):			
					PA06 PA02	PA07 PA01 PA03	PA08 PA10 PA09 PA05	PA04 PA04
					Handle: MA01X MA01G MA01C MA02X MA02C MA03X MA03G MA03C MA04X MA04G MA04C			



Cabinet (with lock;
without base)

800 420 720 C2H080 **374** **381** **455** **462**



Cabinet (with lock and
fixed shelf; without
base)

800 420 1075 C3H080 **447** **454** **541** **548**



Cabinet (with lock,
2 shelves and 1 fixed
shelf; without base)

800 420 1425 C4H080 **536** **547** **633** **644**



Cabinet (with lock, 3
shelves and fixed shelf;
without base)

800 420 1780 C5H080 **577** **588** **720** **731**



Cabinet (with lock, 4
shelves and fixed shelf;
without base)

800 420 2130 C6H080 **654** **687** **836** **869**

Description	W	D	H	Code	Price, GBP (RRP)			
					Melamine (door):			
					PA06 PA07 PA01 PA03 PA02	PA08 PA10 PA09 PA04 PA05	PA06 PA07 PA01 PA03 PA02	PA08 PA10 PA09 PA04 PA05
					Melamine (carcass):			
					PA06 PA02	PA07 PA01 PA03	PA08 PA10 PA09 PA05	PA04 PA04



Cabinet with 1 sliding
door (without base)

800 400 370 G1B0352 **140** **148** **181** **185**








Cabinet with 1 sliding
door (without base)






1200 400 370 G1B0355 **185** **188** **237** **244**








Cabinet with 2 sliding
doors (without base)






1600 400 370 G1B0357 **270** **274** **344** **347**





Description	W	D	H	Code	Price, GBP (RRP)				
					Melamine (doors):				
					PA06 PA07 PA01 PA03 PA02	PA08 PA10 PA09 PA04 PA05	PA06 PA07 PA01 PA03 PA02	PA08 PA10 PA09 PA04 PA05	
					Melamine (carcass):				
					PA06 PA07 PA02	PA01 PA03	PA08 PA10 PA09 PA05	PA04	
					Handle: MA01X MA01G MA01C MA02X MA02C MA03X MA03G MA03C MA04X MA04G MA04C				
	Cabinet with sliding doors (with lock and 2 shelves; without base)	800	400	720	C2S080	363	385	441	463
		1000	400	720	C2S100	403	425	488	510
		1200	400	720	C2S120	433	447	529	543
		1600	400	720	C2S160	517	554	632	669
	Cabinet with sliding doors (with lock and 4 shelves; without base)	800	400	1075	C3S080	426	451	522	547
		1000	400	1075	C3S100	491	513	595	617
		1200	400	1075	C3S120	537	570	659	692
		1600	400	1075	C3S160	646	698	805	857
	Cabinet with sliding doors (with lock, 4 shelves and 2 fixed shelves; without base)	1200	400	1425	C4S120	669	717	835	883
		1600	400	1425	C4S160	809	864	1001	1056
	Cabinet with sliding doors (with lock, 6 shelves and 2 fixed shelves; without base)	1200	400	1780	C5S120	768	820	975	1027
	Wardrobe with sliding doors and 2 pull-out metal hanging rails (with lock, 2 shelves; without base)	1200	400	1425	C4S121	632	680	784	832
		1200	400	1780	C5S121	709	761	887	939
	Cabinet (with lock; without shelves and base)	800	420	720	C2C080	363	374	429	440
	Cabinet (with lock and shelf; without base)	800	420	720	C2C081	396	407	470	481
	Cabinet (with lock; without shelves and base)	1000	420	720	C2C100	399	418	469	488
	Cabinet (with lock and shelf; without base)	1000	420	720	C2C101	440	459	532	551












Description	W	D	H	Code	Price, GBP (RRP)				
					Melamine (doors):				
					PA06 PA07 PA01 PA03 PA02	PA08 PA10 PA09 PA04 PA05	PA06 PA07 PA01 PA03 PA02	PA08 PA10 PA09 PA04 PA05	
					Melamine (carcass):				
					PA06 PA02	PA07 PA01 PA03	PA08 PA10 PA09 PA04 PA05		
					Handle: MA01X MA01G MA01C MA02X MA02C MA03X MA03G MA03C MA04X MA04G MA04C				
	Cabinet (with lock; without shelves and base)	800	420	1075	C3C080	414	447	485	518
	Cabinet (with lock and 2 shelves; without base)	800	420	1075	C3C081	477	510	570	603
	Cabinet (with lock; without shelves and base)	1000	420	1075	C3C100	447	487	529	569
	Cabinet (with lock and 2 shelves; without base)	1000	420	1075	C3C101	528	568	629	669
	Cabinet (with lock; without shelves and base)	800	420	1425	C4C080	521	558	599	636
	Cabinet (with lock, 2 shelves and 1 fixed shelf; without base)	800	420	1425	C4C081	602	639	699	736
	Cabinet (with lock; without shelves and base)	1000	420	1425	C4C100	551	595	646	690
	Cabinet (with lock, 2 shelves and 1 fixed shelf; without base)	1000	420	1425	C4C101	662	706	798	842
	Cabinet (with lock; without shelves and base)	800	420	1780	C5C080	606	651	716	761








Description	W	D	H	Code	Price, GBP (RRP)			
					Melamine (doors):			
					PA06 PA07 PA01 PA03 PA02	PA08 PA10 PA09 PA04 PA05	PA06 PA07 PA01 PA03 PA02	PA08 PA10 PA09 PA04 PA05
					Melamine (carcass):			
					PA06 PA07 PA01 PA03 PA02	PA08 PA10 PA09 PA04 PA05		
					Handle: MA01X MA01G MA01C MA02X MA02C MA03X MA03G MA03C MA04X MA04G MA04C			
					702	747	845	890
 Cabinet (with lock, 3 shelves and fixed shelf; without base)	800	420	1780	C5C081				
 Cabinet (with lock; without shelves and base)	1000	420	1780	C5C100	665	720	781	836
 Cabinet (with lock, 3 shelves and fixed shelf; without base)	1000	420	1780	C5C101	805	860	969	1024
 Cabinet (with lock; without shelves and base)	800	420	2130	C6C080	724	787	861	924
 Cabinet (with lock, 4 shelves and fixed shelf; without base)	800	420	2130	C6C081	842	905	1024	1087
 Cabinet (with lock; without shelves and base)	1000	420	2130	C6C100	795	865	931	1001
 Cabinet (with lock, 4 shelves and fixed shelf; without base)	1000	420	2130	C6C101	980	1050	1179	1249
 Wardrobe with metal pull-out hanging rail (without lock and base)	800	420	1425	C4C082	517	558	603	644
	800	420	1780	C5C082	606	647	724	765


Description	W	D	H	Code	Price, GBP (RRP)			
					Melamine (doors):			
					PA06 PA07 PA01 PA03 PA02	PA08 PA10 PA09 PA04 PA05	PA06 PA07 PA01 PA03 PA02	PA08 PA10 PA09 PA04 PA05
					Melamine (carcass):			
					PA06 PA02	PA07 PA02	PA01 PA03 PA05	PA08 PA10 PA09 PA04 PA05
					Handle: MA01X MA01G MA01C MA02X MA02C MA03X MA03G MA03C MA04X MA04G MA04C			
	800	420	720	G1A0150	798	824	920	946
	800	420	1075	G1A0151	1138	1172	1301	1338
					!Please note: only with legs or castors (not compatible with plinths)			
	1600	425	520	G1A0526	650	658	713	724
	1600	425	520	G1A0527	650	658	713	724
					Melamine:			
					PA06 PA07 PA01 PA03 PA02	PA08 PA10 PA09 PA04 PA05	PA06 PA07 PA01 PA03 PA02	PA08 PA10 PA09 PA04 PA05
	800	400	80	G1B0422	41		59	
	1000	400	80	G1B0423	52		63	
	1200	400	80	G1B0424	59		67	
	1600	400	80	G1B0425	63		81	



	Description	W	D	H	Code	Price, GBP (RRP)			
						MA01	MA02	MA03	MA04
						Metal:			
	Metal plinth for 800mm wide cabinets	800	400	40	G1M0016		67		
	Metal plinth for 1000mm wide cabinets	1000	400	40	G1M0017		70		
	Metal plinth for 1200mm wide cabinets	1200	400	40	G1M0018		85		
	Metal plinth for 1600mm wide cabinets	1600	400	40	G1M0019		89		
						Plastic part			
	Plastic legs (5 pcs.) for 800/1000mm wide cabinets	Ø50		17	G6F0370		18		
	Plastic legs (6 pcs.) for 1200/1600mm wide cabinets	Ø50		17	G6F0371		18		
						Metal:			
	Metal legs (4 pcs.) for 800/1000mm wide cabinets	400	153	80	G1M0020		26		
	Metal legs (4pcs.) and central leg, for 1000*/1200/1600mm wide cabinets	400	153	80	G1M0021		33		
	Metal frame with feet for 800 wide cabinets	800	400	150	G1M0022		59		
	Metal frame with feet for 1000 wide cabinets	1000	400	150	G1M0023		63		
	Metal frame with feet and central leg for 1200 wide cabinets	1200	400	150	G1M0024		70		
	Metal frame with feet and central leg for 1600 wide cabinets	1600	400	150	G1M0025		81		
						Solid wood: NB01 NB02			
	Ash solid wood legs (4 pcs.) for 800/1000mm wide cabinets	400	160	150	G6F0372		333		
	Ash solid wood legs (4pcs. and 1 central leg) for 1000*/1200/1600mm wide cabinets	400	160	150	G6F0373		381		


Description	W	D	H	Code	Price, GBP (RRP)							
					Plastic part							
 Castors (4 pcs., 2 of them - with brakes) for cabinets 800 mm wide and up to 3H			90	G6F0156	122							
Castors (5 pcs., 2 of them - with brakes) for cabinets 1000-1600 mm wide and up to 3H			90	G6F0157	148							
					Melamine:							
					PA06	PA07	PA01	PA03	PA08	PA10	PA09	PA04
					PA02					PA05		
 Shelf for 2H, 800mm wide cabinets (1 pcs.)	764	379	18	G1C0072	33					41		
Shelves for 3H, 800mm wide cabinets (2 pcs.)	764	379	18	G1C0074	63					85		
Shelves (2pcs.) and fixed shelf for 4H, 800mm wide, cabinets	764	379	18	G1C0076	81					100		
Shelves (3pcs.) and fixed shelf for 5H, 800mm wide, cabinets	764	379	18	G1C0080	96					129		
Shelf for 2H, 1000mm wide cabinets (1 pcs.)	964	379	25	G1C0073	41					63		
Shelves for 3H, 1000mm wide cabinets (2 pcs.)	964	379	25	G1C0075	81					100		
Shelves (2pcs.) and fixed shelf for 4H, 1000mm wide, cabinets	964	379	25	G1C0078	111					152		
Shelves (3pcs.) and fixed shelf for 5H, 1000mm wide, cabinets	964	379	25	G1C0081	140					188		
 Fixed shelf for 800mm wide cabinets (1 pcs.). Should be mounted at a height of cabinet's lock.	764	379	18	G1C0083	37					52		
Fixed shelf for 1000mm wide cabinets (1 pcs.). Should be mounted at a height of cabinet's lock.	964	379	25	G1C0084	52					67		
 Shelf with 7 chromed dividers for 800mm wide cabinets	764	379	200	G1C0085	96					107		
Shelf with 7 chromed dividers for 1000mm wide cabinets	964	379	205	G1C0086	107					118		













	Description	W	D	H	Code	Price, GBP (RRP)			
						Metal: MA01 MA02 MA03 MA04			
	Lateral filing metal shelf for 800mm wide cabinets with hinged doors (suitable for A4 suspension files)	764	378	28	G9A0161	85			
	Lateral filing metal shelf for 1000mm wide cabinets with hinged doors (suitable for A4 suspension files)	964	378	28	G9A0163	92			
	Metal shelf for 800mm wide cabinet with sliding doors	373	326	28	G9A0159	59			
	Metal shelf for 1000mm wide cabinet with sliding doors	473	326	28	G9A0160	63			
	Metal shelf for 1200mm wide cabinet with sliding doors	573	326	28	G9A0158	67			
	Metal shelf for 1600mm wide cabinet with sliding doors	773	326	28	G9A0162	81			
Accessories									
	Pull out black metal filing cradle (suitable for A4 or foolscap filing) for 800mm wide cabinets	762	350	95	G6F0374	281			
	Pull out black metal filing cradle (suitable for A4 or foolscap filing) for 1000mm wide cabinets	962	350	95	G6F0375	288			
	Pull out black metal filing cradle with anti-tilt (suitable for A4 or foolscap filing) for 800mm wide cabinets (2 pcs.)	762	350	95	COZ046	588			
	Pull out black metal filing cradle with anti-tilt (suitable for A4 or foolscap filing) for 1000mm wide cabinets (2 pcs.)	962	350	95	COZ047	602			
	Pull out black metal filing cradle with anti-tilt (suitable for A4 or foolscap filing) for 800mm wide cabinets (3 pcs.)	762	350	95	COZ173	895			
	Pull out black metal filing cradle with anti-tilt (suitable for A4 or foolscap filing) for 1000mm wide cabinets (3 pcs.)	962	350	95	COZ174	916			
	Metal counterweight. Metallic colour. Should be mounted under the bottom of the cabinet. (2pcs.)	410	190	8	G1N0009	200			

Description	W	D	H	Code	Price, GBP (RRP)							
					Melamine:							
					PA06	PA07	PA01	PA03	PA08	PA10	PA09	PA04
					PA02				PA05			
 MFC counterweight for 800mm wide cabinets. Should be mounted inside the cabinet, on the back panel. (2pcs.)	764	333	25	G1N0007	70						89	
MFC counterweight for 1000mm wide cabinets. Should be mounted inside the cabinet, on the back panel. (2pcs.)	964	326	25	G1N0008	89						100	
					HPL: HA19 HA01 HA02 HA03 HA04							
					Melamine (carcass): PA01							
 Pigeon holes for 800mm wide cabinets	764	310	334	G1B0449	63						85	
Pigeon holes for 1000mm wide cabinets	964	310	327	G1B0450	67						89	
					Fabric:							
					Era	Lucia		Velito Presto, Synergy				
					Metal: MA01 MA02 MA03							
 Drawers' box	370	305	330	G1A0234					307			
Felt-lined metal drawer with lock	584	290	50	G9A0198	237				262		270	
	585	250	50	G9A0176	262				270		277	
					PET felt							
 PET felt basket	358	130	280	G9A0154					96			
					Melamine:							
					PA06	PA07	PA01	PA03	PA08	PA10	PA09	PA04
					PA02				PA05			
 Planter box for 800 mm width cabinets (without base)	800	400	200	G1B0560	63						81	
	800	400	334	G1B0561	81						107	
 Planter box for 1000 mm width cabinets (without base)	1000	400	200	G1B0562	74						96	
	1000	400	334	G1B0563	92						122	
 Planter box for 1200 mm width cabinets (without base)	1200	400	200	G1B0564	81						107	
	1200	400	334	G1B0565	107						140	

Description	W	D	H	Code	Price, GBP (RRP)		
					Era, Bondai	Lucia, Step/ Step Melange	Velito Presto, Synergy
	800	400	200	G1S0521	70		92
	800	400	334	G1S0522	92		122
	1000	400	200	G1S0523	85		111
	1000	400	334	G1S0524	103		140
	1200	400	200	G1S0525	92		122
Assembled planter box for 1200 mm width cabinets (without base)	1200	400	334	G1S0526	122		163

Description	W	D	H	Code	Accessories		
					Era, Bondai	Lucia, Step/ Step Melange	Velito Presto, Synergy
Hook-and-loop cushion for cabinets	802	429	32	G5E0010	140	177	233
	808	404	32	G5E0007	137	174	225
	1010	404	32	G5E0008	140	177	229
	1212	404	32	G5E0009	148	185	237
	380	375	32	G6F0379		126	
				G6F0383		18	
				G6F0380		37	
				G6F0381		26	
Master key (1 pcs.)				G6F0382		22	
Removal key (1 pcs.)							
Cylinder lock with 2 keys							

Description	W	D	H	Code	Fabric:		
					Era, Bondai	Lucia, Step/ Step Melange	Velito Presto, Synergy
	762		334	G1Z0012	41	59	85
	762		684	G1Z0013	67	81	118

	Description	W	D	H	Code	Price, GBP (RRP)		
						Fabric:		
						Era, Bondai	Lucia, Step/ Step Melange	Velito Presto, Synergy
	Fabric back panel for 3H, 800mm wide and 1075mm height cabinets	762		1038	G1Z0014	100	140	214
	Fabric back panel for 4H, 800mm wide and 1425mm height cabinets	762		1389	G1Z0015	111	152	225
	Fabric back panel for 1H, 1000mm wide and 370mm height cabinets	962		334	G1Z0016	59	67	92
	Fabric back panel for 2H, 1000mm wide and 720mm height cabinets	962		684	G1Z0017	92	96	148
	Fabric back panel for 3H, 1000mm wide and 1075mm height cabinets	962		1038	G1Z0018	126	174	266
	Fabric back panel for 4H, 1000mm wide and 1425mm height cabinets	962		1389	G1Z0019	163	185	277
	Fabric back panel for 1H, 1200mm wide and 370mm height cabinets	1162		334	G1Z0020	63	81	107
	Fabric back panel for 2H, 1200mm wide and 720mm height cabinets	1162		684	G1Z0021	100	111	174
	Fabric back panel for 3H, 1200mm wide and 1075mm height cabinets	1162		1038	G1Z0022	137	185	277
	Fabric back panels (2pcs.) for 4H, 1200mm wide and 1425mm height cabinets	573+573		1389	G1Z0023	185	229	355
	Fabric back panel for 1H, 1600mm wide and 370mm height cabinets	1562		334	G1Z0024	70	89	126
	Fabric back panel for 2H, 1600mm wide and 520mm height cabinets	1561		476	G1Z0047	111	137	211

CHOICE cabinets & shelving

Description	W	D	H	Code	Price, GBP (RRP)		
					Fabric:		
					Era, Bondai	Lucia, Step/ Step Melange	Velito Presto, Synergy



Fabric back panel for 2H, 1600mm wide and 720mm height cabinets

1562

684

G1Z0025

118

148

222



Fabric back panels (2pcs.) for 3H, 1600mm wide and 1075mm height cabinets

772+772

1038

G1Z0026

214

277

418



Fabric back panels (2pcs.) for 4H, 1600mm wide and 1425mm height cabinets

772+772














1389





G1Z0027

299

292





444











Description	W	D	H	Code	Price, GBP (RRP)		
					Fabric: PET felt		
					Pattern type:		
					ZA00	ZA30	ZA80
! Please note that when ordering CHOICE PET felt back panels, glue G6F0507 must be ordered as a separate product.							
	PET felt back panel for 1H, 800 mm wide and 370 mm height cabinets	762	9	334	G4P0089	55	78
	PET felt back panel for 2H, 800 mm wide and 720 mm height cabinets	762	9	684	G4P0090	107	155
	PET felt back panel for 3H, 800 mm wide and 1075 mm height cabinets	762	9	1038	G4P0091	163	229
	PET felt back panel for 4H, 800 mm wide and 1425 mm height cabinets	762	9	1389	G4P0092	211	299
	PET felt back panel for 1H, 1000 mm wide and 370 mm height cabinets	962	9	334	G4P0093	67	85
	PET felt back panel for 2H, 1000 mm wide and 720 mm height cabinets	962	9	684	G4P0094	129	170
	PET felt back panel for 3H, 1000 mm wide and 1075 mm height cabinets	962	9	1038	G4P0095	200	262
	PET felt back panel for 4H, 1000 mm wide and 1425 mm height cabinets	962	9	1389	G4P0096	270	347
	PET felt back panel for 1H, 1200 mm wide and 370 mm height cabinets	1162	9	334	G4P0097	78	100
	PET felt back panel for 2H, 1200 mm wide and 720 mm height cabinets	1162	9	684	G4P0098	155	200
	PET felt back panel for 3H, 1200 mm wide and 1075 mm height cabinets	1162	9	1038	G4P0099	229	303
	PET felt back panels (2 pcs) for 4H, 1200 mm wide and 1425 mm height cabinets	573 + 573	9	1389	G4P0100	399	495
	PET felt back panel for 1H, 1600 mm wide and 370 mm height cabinets	1562	9	334	G4P0101	103	133






Description	W	D	H	Code	Price, GBP (RRP)		
					Fabric: PET felt		
					Pattern type:		
			ZA00	ZA30	ZA80		
 PET felt back panel for 2H, 1600 mm wide and 520 mm height cabinets	1561	9	476	G4P0122	118		140
 PET felt back panel for 2H, 1600 mm wide and 720 mm height cabinets	1562	9	684	G4P0102	207		274
 PET felt back panels (2 pcs) for 3H, 1600 mm wide and 1075 mm height cabinets	772 + 772	9	1038	G4P0103	314		407
 PET felt back panels (2 pcs) for 4H, 1600 mm wide and 1425 mm height cabinets	772 + 772	9	1389	G4P0104	425		551



Universal glue for PET felt panels, 290 ml	50	50	350	G6F0507	55
--	----	----	-----	---------	-----------

	W	D	H	Code	Melamine:			Veneer:	
					PA06 PA07 PA01 PA03 PA02	PA08 PA10 PA09 PA04 PA05	NA01 NA03 NA04 NC01	NC02 NC03	
 Sides and top for 1H, 800mm wide and 370mm height cabinets	835	420	386	G1B0426	63	70	200	255	
 Sides and top for 2H, 800mm wide and 720mm height cabinets	835	420	738	G1B0427	81	96	281	340	
 Sides and top for 3H, 800mm wide and 1075mm height cabinets	835	420	1090	G1B0428	92	118	362	425	
 Sides and top for 4H, 800mm wide and 1425mm height cabinets	835	420	1442	G1B0429	118	159	444	517	

Description	W	D	H	Code	Price, GBP (RRP)			
					Melamine:			Veneer:
					PA06 PA07 PA01 PA03 PA02	PA08 PA10 PA09 PA04 PA05	NA01 NA03 NA04 NC01	NC02 NC03
 Sides and top for 5H, 800mm wide and 1780mm height cabinets	835	420	1794	G1B0430	137	177	521	606
 Sides and top for 1H, 1000mm wide and 370mm height cabinets	1035	420	386	G1B0431	67	85	225	277
 Sides and top for 2H, 1000mm wide and 720mm height cabinets	1035	420	738	G1B0432	85	100	303	362
 Sides and top for 3H, 1000mm wide and 1075mm height cabinets	1035	420	1090	G1B0433	96	126	384	455
 Sides and top for 4H, 1000mm wide and 1425mm height cabinets	1035	420	1442	G1B0434	126	163	473	543
 Sides and top for 5H, 1000mm wide and 1780mm height cabinets	1035	420	1794	G1B0435	140	185	551	636
 Sides and top for 1H, 1200mm wide and 370mm height cabinets	1235	420	386	G1B0436	81	92	266	307
 Sides and top for 2H, 1200mm wide and 720mm height cabinets	1235	420	738	G1B0437	92	111	329	392
 Sides and top for 3H, 1200mm wide and 1075mm height cabinets	1235	420	1090	G1B0438	107	140	410	484
 Sides and top for 4H, 1200mm wide and 1425mm height cabinets	1235	420	1442	G1B0439	129	174	488	569

Description	W	D	H	Code	Price, GBP (RRP)				
					Melamine:			Veneer:	
					PA06 PA07 PA01 PA03 PA02	PA08 PA10 PA09 PA04 PA05	NA01 NA03 NA04 NC01	NC02 NC03	
 Sides and top for 5H, 1200mm wide and 1780mm height cabinets	1235	420	1794	G1B0440	148	196	569	658	
 Sides and top for 1H, 1600mm wide and 370mm height cabinets	1635	420	386	G1B0441	89	107	299	359	
 Sides and top for 2H, 1600mm wide and 720mm height cabinets	1635	420	738	G1B0442	100	129	381	447	
 Sides and top for 3H, 1600mm wide and 1075mm height cabinets	1635	420	1090	G1B0443	118	152	455	532	
 Sides and top for 4H, 1600mm wide and 1425mm height cabinets	1635	420	1442	G1B0444	137	181	532	617	

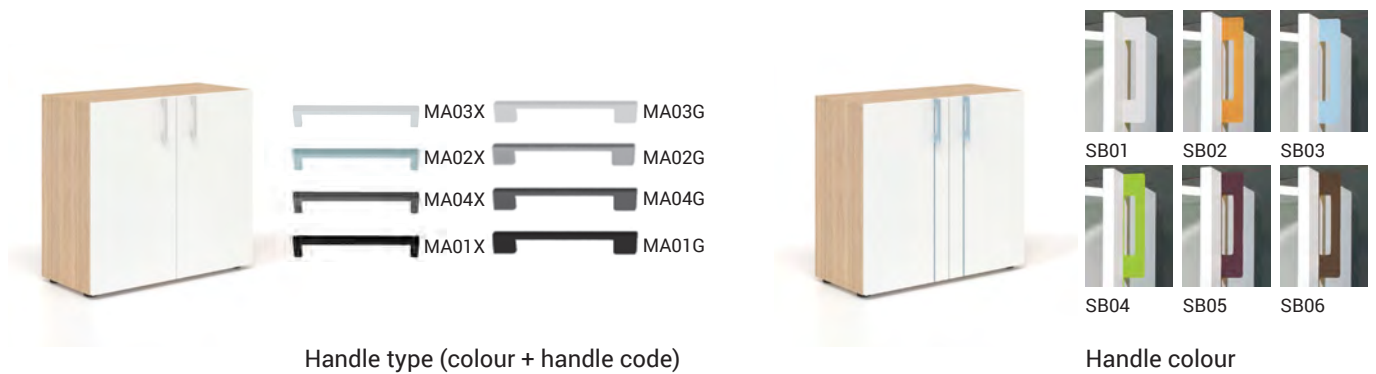
NOVA Basic and NOVA Line cabinets

QUALITY STANDARD

- LST EN 14073-1:2004
- LST EN 14073-2:2004
- LST EN 14073-3:2004
- LST EN 14074-2004



TECHNICAL INFORMATION



NOVA BASIC CABINETS

- Handles made from powder coated metal, hole for fixing - 128 mm;
- With or without lock.

Carcass

- 18 mm MFC (melamine) with 1 mm ABS edging.

Back

- 18 mm MFC (melamine). Line cabinet with Plexiglas insert.

Shelves

- 18 mm MFC (melamine) with 1 mm ABS edging;
- Load capacity 25 kg.

NOVA LINE CABINETS

- Handles made from Plexiglas;
- 100 % recyclable matt surface and long-lasting (resistance to scratching and fingerprints).

Doors

- Doors with hinges from 18 mm MFC (melamine) with 1 mm ABS edging. Line cabinet with Plexiglas insert;
- Sliding doors from 18 mm MFC (melamine) with 1 mm ABS edging with plastic runners.

Fittings

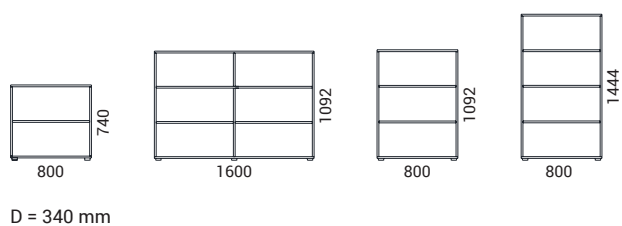
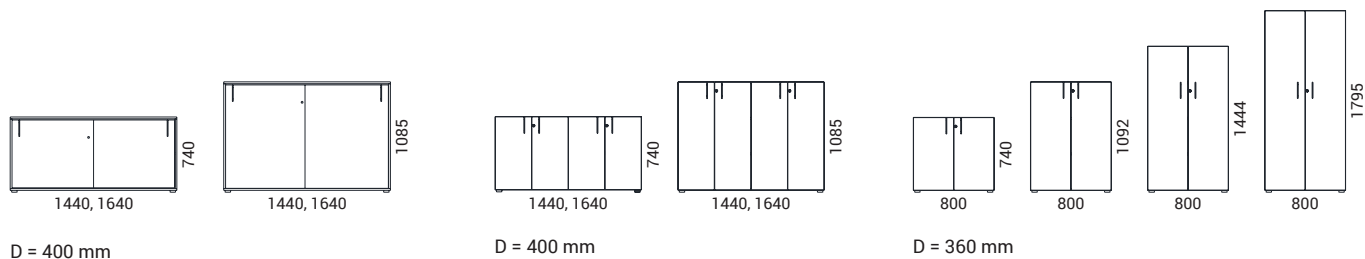
- Cams with connecting bolts;
- Lock without metal bars (Basic cabinet);
- Fast assembling hinges (does not require any tools to connect hinges to plates);
- With soft closing function.

Plastic legs

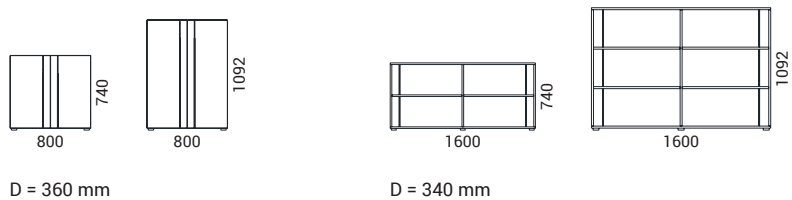
- Black plastic height levelling feet, H=17 mm +10 mm.

RANGE

NOVA BASIC CABINET



NOVA LINE CABINET



TECHNICAL INFORMATION



CABINET

Carcass

- 25 mm MFC (melamine) with 2 mm ABS edging;
- 25 mm chipboard covered in wood veneer with 3 mm edging.

Back

- 16 mm MFC (melamine);
- 16 mm chipboard covered in wood veneer.

Shelves

- 18 mm MFC (melamine) with 1 mm ABS edging;
- 18 mm chipboard covered in wood veneer with 1,5 mm edging;
- Adjustable shelves;
- Shelves load capacity – 25 kg.

Doors

- 18 mm MFC (melamine) with 1 mm ABS edging;
- 18 mm wood veneer chipboard with 1,5 mm edging.

Fittings

- Cams with connecting bolts;
- Doors without handles with Push to open hinges;
- Black plastic feet, H=5 mm.



BOOKCASE

Carcass

- 25 mm MFC (melamine) with 2 mm ABS edging;
- 25 mm chipboard covered in wood veneer with 3 mm edging.

Back

- 16 mm MFC (melamine);
- 16 mm chipboard covered in wood veneer.

Shelves

- 18 mm MFC (melamine) with 1 mm ABS edging;
- 18 mm chipboard covered in wood veneer with 1,5 mm edging;
- Adjustable shelves;
- Shelves load capacity – 25 kg.


Sliding doors

- Made from 6 mm Plexiglas;
- 100 % recyclable matt and long-lasting surface (resistance to scratching and fingerprints);
- With lock.

Fittings

- Cams with connecting bolts;
- Black plastic feet, H=5 mm.

RANGE



D = 410 mm



D = 350 mm

ORDERING EXAMPLE

Code structure



DNE202.	PA01.	PA06.	SB03
Product	Melamine (doors) A	Melamine (carcass) B	Handle color



DNE203.	PA01.	PA06.	MA02G
Product	Melamine (doors) A	Melamine (carcass) B	Handle







Code structure



BQL201.	PA01.	PA10
Product	Melamine (doors) A	Melamine (carcass) B



DQF141.	NA03.	SB01
Product	Veneer A	Plexiglass B

	Description	W	D	H	Code	Price, GBP (RRP)			
						(A) Melamine (doors): PA01 PA08 PA01 PA08 PA07 PA09 PA07 PA09 PA06 PA04 PA06 PA04 PA02 PA10 PA02 PA10 PA03 PA05 PA03 PA05			
						(B) Melamine (carcass): PA01 PA07 PA06 PA08 PA09 PA04 PA02 PA03 PA10 PA05			
						Handle: MA01X MA01G MA02X MA02G MA03G MA03X MA04G MA04X			
	Cabinet with sliding doors (lockable, with 2 shelves)	1440	400	740	DNE216	451	469	496	514
		1640	400	740	DNE210	580	620	665	705
	Cabinet with sliding doors (lockable, with 4 shelves)	1440	400	1085	DNE320	550	584	609	643
		1640	400	1085	DNE310	639	691	743	795
	Cabinet (with lock, with 2 shelves)	1440	400	740	DNE214	691	754	736	799
	Cabinet (with lock, with 4 shelves)	1440	400	1085	DNE318	854	928	917	991
	Cabinet (with lock, with 2 shelves)	1640	400	740	DNE215	713	780	765	832
	Cabinet (with lock, with 4 shelves)	1640	400	1085	DNE319	887	968	973	1054

	Description	W	D	H	Code	Price, GBP (RRP)			
--	-------------	---	---	---	------	------------------	--	--	--

(A) Melamine (doors):

PA01 PA07 PA06 PA02 PA03	PA08 PA09 PA04 PA10 PA05	PA01 PA07 PA06 PA02 PA03	PA08 PA09 PA04 PA10 PA05
--------------------------------	--------------------------------	--------------------------------	--------------------------------

(B) Melamine (carcass):

PA01 PA07 PA03	PA06 PA02	PA08 PA09 PA04 PA10 PA05
-------------------	-----------	--------------------------------

Handle:

MA01X MA04G	MA01G MA04X	MA02X MA04X	MA02G MA04X	MA03G MA04X	MA03X MA04X
----------------	----------------	----------------	----------------	----------------	----------------



Bookcase

800

340

740

DNE209

177

192



Bookcase 3H

800

340

1092

DNE309

229

244



Cabinet without lock with 1 shelf

800

360

740

DNE203

299

325

314

340



Cabinet with lock and 1 shelf

800

360

740

DNE213

333

362

359

388



Cabinet without lock with 2 shelves

800

360

1092

DNE303

399

436

414

451



Cabinet with lock and 2 shelves

800

360

1092

DNE317

418

455

448

485

	Description	W	D	H	Code	Price, GBP (RRP)			
--	-------------	---	---	---	------	------------------	--	--	--

(A) Melamine (doors):

PA01 PA07 PA06 PA02 PA03	PA08 PA09 PA04 PA10 PA05	PA01 PA07 PA06 PA02 PA03	PA08 PA09 PA04 PA10 PA05
--------------------------------	--------------------------------	--------------------------------	--------------------------------

(B) Melamine (carcass):

PA01 PA07 PA03	PA06 PA02	PA08 PA09 PA04 PA10 PA05
-------------------	-----------	--------------------------------

Handle:

MA01X MA04G	MA01G	MA02X MA04X	MA02G	MA03G	MA03X
----------------	-------	----------------	-------	-------	-------



Cabinet without lock with 3 shelves

800 360 1444 DNE403

480 517 506 543



Cabinet with lock and 3 shelves

800 360 1444 DNE411

517 558 558 599



Cabinet without lock with 4 shelves

800 360 1795 DNE501

731 816 809 894



Cabinet with lock and 4 shelves

800 360 1795 DNE503

753 849 843 939



Wardrobe without lock

800 360 1795 DNE502

709 794 787 872

	Description	W	D	H	Code	Price, GBP (RRP)			
--	-------------	---	---	---	------	------------------	--	--	--

A						Melamine (doors):			
PA01	PA07	PA08	PA09	PA01	PA07	PA08	PA09		
PA06	PA02	PA04	PA10	PA06	PA02	PA04	PA10		
PA03		PA05		PA03		PA05			

B						Melamine (carcass):			
PA01	PA07	PA06	PA02	PA08	PA09	PA04	PA10		
	PA03					PA05			



Cabinet with shelves and push opening system (without lock)

1615 410 750 BQL201

717 724 795 802

A						Melamine/Veneer (doors):			
PA01		NA01		PA01		PA04	NC02		
PA02	PA04	NA03		PA02	PA04	PA05	NC03		
PA03	PA05	NA04	NC01	PA03					

B						Veneer (carcass):			
NA01	NA03	NA04	NC01	NC02	NC03				



Cabinet with shelves and push opening system (without lock)

1615 410 750 BQL201

2070 2077 2406 2351 2358 2791

						Melamine (carcass):			
PA01	PA07	PA06	PA02	PA08	PA09	PA04	PA10		
	PA03					PA05			



Bookcase 4H

800 340 1444 DNE409

284 310



Double-sided bookcase

1600 340 1092 DNE305

392 436

	Description	W	D	H	Code	Price, GBP (RRP)			
--	-------------	---	---	---	------	------------------	--	--	--

(A) Melamine (carcass):				
PA01 PA07	PA08	PA01 PA07	PA08	
PA06	PA09	PA06	PA09	
PA02	PA04 PA10	PA02	PA04 PA10	
PA03	PA05	PA03	PA05	

(B) Plexiglass (doors):				
SB01	SB02	SB03	SB04	SB05
	SB06			



Bookcase with shelves and sliding plexiglas door with lock

1382 350 570 DQF141 **573 629 750 806**

(A) Veneer (carcass):				
NA01	NC02	NA01	NC02	
NA03	NC03	NA03	NC03	
NA04		NA04		
NC01		NC01		

(B) Plexiglass (doors):				
SB01	SB02	SB03	SB04	SB05
	SB06			



Bookcase with shelves and sliding plexiglas door with lock

1382 350 570 DQF141 **740 895 917 1072**

	Description	W	D	H	Code	Price, GBP (RRP)			
--	-------------	---	---	---	------	------------------	--	--	--

(A) Melamine (doors):

PA01	PA08	PA01	PA08
PA07	PA09	PA07	PA09
PA06	PA04	PA06	PA04
PA02	PA10	PA02	PA10
PA03	PA05	PA03	PA05

(B) Melamine (carcass):

PA01	PA07	PA06	PA08	PA09	PA04
PA02	PA03		PA10	PA05	

Handle and insert color:

SB01	SB02	SB03	SB04	SB05	SB06
------	------	------	------	------	------



Cabinet without lock with 1 shelf (back panel and doors with plexiglas insert)

800 360 740 DNE202

620 698 635 713



Cabinet without lock with 2 shelves (back panel and doors with plexiglas insert)

800 360 1092 DNE302

987 1116 1005 1134

Melamine (carcass):

PA01	PA07	PA06	PA08	PA09	PA04
PA02	PA03		PA10	PA05	

Plexiglas:

SB01	SB02	SB03	SB04	SB05	SB06
------	------	------	------	------	------



Bookcase (back panel with plexiglas insert)

1600 340 740 DNE206

407 462



Bookcase (back panel with plexiglas insert; 3H)

1600 340 1092 DNE306

572 658

UNI cabinets

QUALITY STANDARD

- LST EN 14073-1:2004
- LST EN 14073-2:2004
- LST EN 14073-3:2004
- LST EN 14074-2004



TECHNICAL INFORMATION

Carcass

- 18 mm MFC (melamine) with 1 mm ABS edging.

Top and bottom

- 25 mm MFC (melamine) with 2 mm ABS edging.

Shelves

- 18 mm MFC (melamine) with 1 mm ABS edging, load capacity – 25 kg;
- 25 mm MFC (melamine) with 2 mm ABS edging (for W=1000 mm wide carcass), load capacity – 32 kg;
- Fixed or height adjustable shelves.

Doors

- Doors with hinges in 18 mm MFC (melamine) with 1 mm ABS edging;
- Sliding doors in 18 mm MFC (melamine) with 1 mm ABS edging (with plastic runners);
- Tambour doors from ABS profile;
- 5 mm tempered clear glass.

Handles (2 types)

- 136 mm length square handle, powder coated metal;
- 150 mm length curved handle, powder coated metal.



Handle type (colour + handle code)

Back

- Made of 16 mm MFC (melamine);
- Fabric back panel (G1Z0009, G1Z0010): HDF 3 mm coated with foam 3 mm and fabric;
- Whiteboard back panel (G1Z0007, G1Z0008): HPL 1 mm.

Drawers

- File drawers for both A4 and foolscap files;
- Full extension, central locking with anti-tilt function;
- Made of welded metal sheet, without bottom. Powder coated black metal;
- Ball bearing slide, load capacity - 50 kg.

Fittings

- Cams with connecting bolts;
- Lock with metal bars;
- Fast assembling hinges (does not require any tools to connect hinges and plates).

Plinth

- Made of 18 mm MFC (melamine), H=80 mm.

Metal legs

- Metal tube - 40x40 mm;
- Plastic feet with height levelling, H=80 mm +10 mm;
- Powder coated metal.

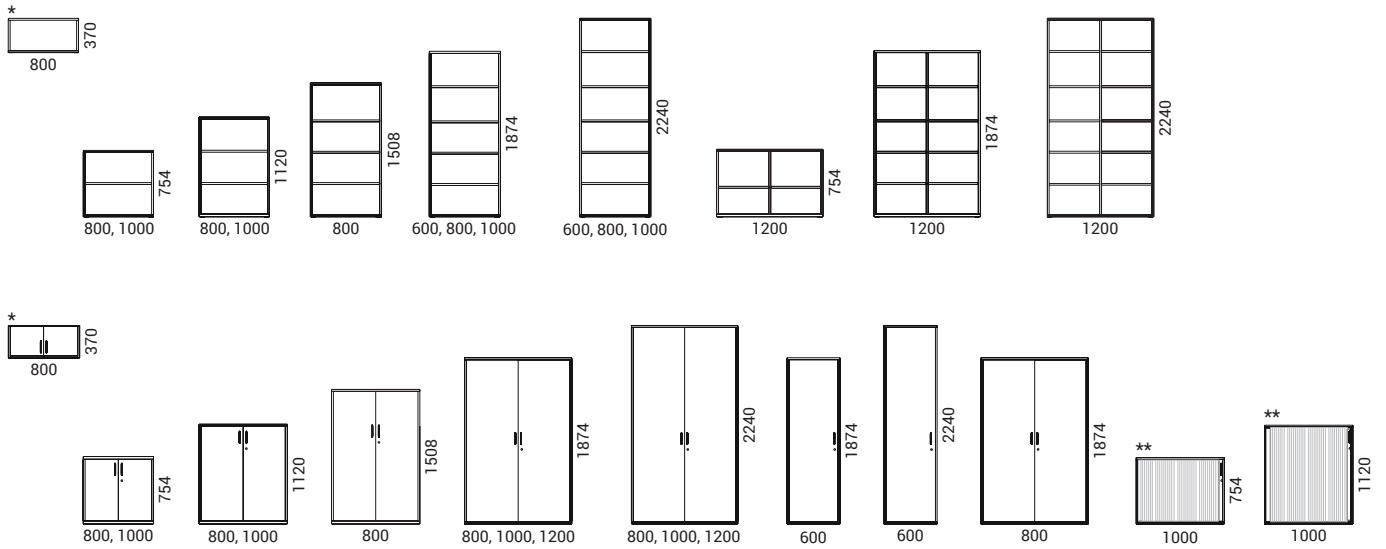
Plastic legs

- Black plastic height levelling feet, H=23 mm +10 mm.

Castors

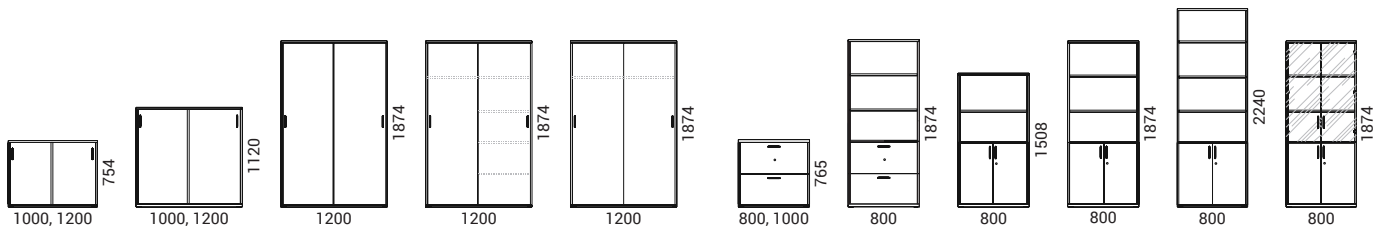
- Four twin wheel castors, Ø80 mm;
- Two out of four with stopper brakes;
- The load capacity: 100 kg per castor.

RANGE



*wall mounted shelves

**tambour doors



Must be ordered

(one of the following)



Plinth, metal legs, plastic legs or castors

Optional



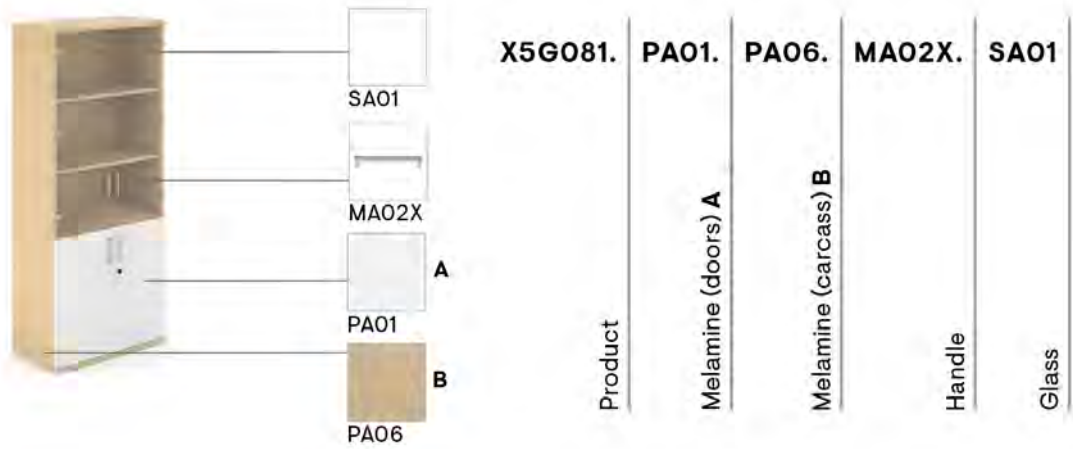
Fabric back panel for specified cabinets




Whiteboard for specified cabinets







Counterweights for specified cabinets with metal or plastic legs

ORDERING EXAMPLE

Code structure



	Description	W	D	H	Code	Price, GBP (RRP)					
						Melamine:					
						PA06 PA03	PA07 PA02	PA01	PA09 PA04	PA10 PA05	PA08
	Wall mounted shelf (with 3 mm thick and one-sided back)	800	336	370	G1B0056	89					100
	Bookcase (without base)	800	425	754	X2N081	174					203
		1000	425	754	X2N101	203					226
	Bookcase (without base)	800	425	1120	X3N081	240					278
		1000	425	1120	X3N101	288					344

	Description	W	D	H	Code	Price, GBP (RRP)					
						Melamine:					
						PA06 PA03	PA07 PA02	PA01 PA02	PA09 PA04	PA10 PA05	PA08 PA05
	Bookcase (without base)	800	425	1508	X4N081	300			347		
	Bookcase (without base)	600	425	1874	X5N061	288			322		
		800	425	1874	X5N081	344			391		
		1000	425	1874	X5N101	406			459		
	Bookcase (without base)	600	425	2240	X6N061	380			429		
		800	425	2240	X6N081	402			458		
		1000	425	2240	X6N101	491			552		
	Shelf unit (without base)	1200	425	754	X2N121	259			307		
	Bookcase (without base)	1200	425	1874	X5N121	496			575		
	Bookcase (without base)	1200	425	2240	X6N121	587			676		

(A) Melamine (doors):

PA06	PA09	PA06	PA09
PA07	PA10	PA07	PA10
PA01	PA08	PA01	PA08
PA03	PA04	PA03	PA04
PA02	PA05	PA02	PA05

(B) Melamine (carcass):







PA06	PA07	PA01	PA09	PA10	PA08
PA03	PA02		PA04	PA05	







Handle:







MA01X	MA01K	MA02X	MA02K	MA03X
MA03K	MA04X	MA04K		








Cabinet L/H (without base)	600	425	1874	X5H061	395	414	433	452
----------------------------	-----	-----	------	--------	------------	------------	------------	------------

	Description	W	D	H	Code	Price, GBP (RRP)			
						(A) Melamine (doors): PA06 PA09 PA06 PA09 PA07 PA10 PA07 PA10 PA01 PA08 PA01 PA08 PA03 PA04 PA03 PA04 PA02 PA05 PA02 PA05			
						(B) Melamine (carcass): PA06 PA07 PA01 PA09 PA10 PA08 PA03 PA02 PA04 PA05			
						Handle: MA01X MA01K MA02X MA02K MA03X MA03K MA04X MA04K			
	Cabinet R/H (without base)	600	425	1874	X5H062	395	414	433	452
	Cabinet (without base)	800	425	1508	X4H081	463	485	513	535
	Cabinet (without base)	800	425	1874	X5H081	488	510	528	550
	Cabinet (without base)	800	425	2240	X6H081	539	561	595	617
	Cabinet (without base)	800	425	1874	X5F081	1165	1169	1208	1212
	File cabinet with 2 file drawers for both A4 and foolscap files (with lock; without base; available bases: plinth, plastic legs, metal legs, castors)	800	425	754	G1B0153	968	998	1053	1098
		1000	425	754	G1B0156	1083	1112	1157	1216





	Description	W	D	H	Code	Price, GBP (RRP)			
						(A) Melamine (doors): PA06 PA09 PA06 PA09 PA07 PA10 PA07 PA10 PA01 PA08 PA01 PA08 PA03 PA04 PA03 PA04 PA02 PA05 PA02 PA05			
						(B) Melamine (carcass): PA06 PA07 PA01 PA09 PA10 PA08 PA03 PA02 PA04 PA05			
						Handle: MA01X MA01K MA02X MA02K MA03X MA03K MA04X MA04K			
	Cabinet (L/H) (without base)	600	425	1874	X5C061	440	465	474	499
	Cabinet (R/H) (without base)	600	425	1874	X5C062	440	465	474	499
	Wardrobe (L/H) with metal pull-out hanging rail (without base)	600	425	1874	X5C063	407	432	441	466
	Wardrobe (R/H) with metal pull-out hanging rail (without base)	600	425	1874	X5C064	407	432	441	466
	Cabinet (L/H) (without base)	600	425	2240	X6C061	598	613	647	662
	Cabinet (R/H) (without base)	600	425	2240	X6C062	598	613	647	662







	Description	W	D	H	Code	Price, GBP (RRP)			
						(A) Melamine (doors): PA06 PA09 PA06 PA09 PA07 PA10 PA07 PA10 PA01 PA08 PA01 PA08 PA03 PA04 PA03 PA04 PA02 PA05 PA02 PA05			
						(B) Melamine (carcass): PA06 PA07 PA01 PA09 PA10 PA08 PA03 PA02 PA04 PA05			
						Handle: MA01X MA01K MA02X MA02K MA03X MA03K MA04X MA04K			
	Wall mounted shelf with doors (with 3 mm thick and one-sided back)	800	356	370	X1C081	174	189	185	200
	Cabinet (without base)	800	425	754	X2C081	311	333	340	362
		1000	425	754	X2C101	351	373	374	396
	Cabinet (without base)	800	425	1120	X3C081	410	436	448	474
		1000	425	1120	X3C101	469	499	525	555
	Cabinet (without base)	800	425	1508	X4C081	496	555	543	602
	Cabinet (without base)	800	425	1874	X5C081	581	621	628	668
		1000	425	1874	X5C101	672	709	725	762
		1200	425	1874	X5C121	803	851	882	930
	Wardrobe with metal pull-out hanging rail (without base)	800	425	1874	X5C083	533	573	569	609

	Description	W	D	H	Code	Price, GBP (RRP)			
						(A) Melamine (doors): PA06 PA09 PA06 PA09 PA07 PA10 PA07 PA10 PA01 PA08 PA01 PA08 PA03 PA04 PA03 PA04 PA02 PA05 PA02 PA05			
						(B) Melamine (carcass): PA06 PA07 PA01 PA09 PA10 PA08 PA03 PA02 PA04 PA05			
						Handle: MA01X MA01K MA02X MA02K MA03X MA03K MA04X MA04K			
	Wardrobe with metal hanging rail for clothes (without base)	800	600	1874	X5C082	636	676	706	746
	Cabinet (without base)	800	425	2240	X6C081	712	772	768	828
		1000	425	2240	X6C101	794	835	855	896
		1200	425	2240	X6C121	934	994	1023	1083
						(A) Melamine (doors): PA06 PA09 PA06 PA09 PA07 PA10 PA07 PA10 PA01 PA08 PA01 PA08 PA03 PA04 PA03 PA04 PA02 PA05 PA02 PA05			
						(B) Melamine (carcass): PA06 PA07 PA01 PA09 PA10 PA08 PA03 PA02 PA04 PA05			
						Handle: MA01X MA01K MA02X MA02K MA03X MA03K MA04X MA04K			
	Cabinet with sliding doors (without base)	1000	425	754	X2S101	411	433	447	469
		1200	425	754	X2S121	421	447	465	491
	Cabinet with sliding doors (without base)	1000	425	1120	X3S101	503	529	550	576
		1200	425	1120	X3S121	502	528	555	581
	Cabinet with sliding doors (without base)	1200	425	1874	X5S121	728	769	799	840

	Description	W	D	H	Code	Price, GBP (RRP)																							
						(A) Melamine (doors): <table border="1"> <tr> <td>PA06</td> <td>PA09</td> <td>PA06</td> <td>PA09</td> </tr> <tr> <td>PA07</td> <td>PA10</td> <td>PA07</td> <td>PA10</td> </tr> <tr> <td>PA01</td> <td>PA08</td> <td>PA01</td> <td>PA08</td> </tr> <tr> <td>PA03</td> <td>PA04</td> <td>PA03</td> <td>PA04</td> </tr> <tr> <td>PA02</td> <td>PA05</td> <td>PA02</td> <td>PA05</td> </tr> </table>				PA06	PA09	PA06	PA09	PA07	PA10	PA07	PA10	PA01	PA08	PA01	PA08	PA03	PA04	PA03	PA04	PA02	PA05	PA02	PA05
PA06	PA09	PA06	PA09																										
PA07	PA10	PA07	PA10																										
PA01	PA08	PA01	PA08																										
PA03	PA04	PA03	PA04																										
PA02	PA05	PA02	PA05																										
						(B) Melamine (carcass): <table border="1"> <tr> <td>PA06</td> <td>PA07</td> <td>PA01</td> <td>PA09</td> <td>PA10</td> <td>PA08</td> </tr> <tr> <td>PA03</td> <td>PA02</td> <td></td> <td>PA04</td> <td>PA05</td> <td></td> </tr> </table>				PA06	PA07	PA01	PA09	PA10	PA08	PA03	PA02		PA04	PA05									
PA06	PA07	PA01	PA09	PA10	PA08																								
PA03	PA02		PA04	PA05																									
						Handle: <table border="1"> <tr> <td>MA01X</td> <td>MA01K</td> <td>MA02X</td> <td>MA02K</td> <td>MA03X</td> </tr> <tr> <td>MA03K</td> <td>MA04X</td> <td>MA04K</td> <td></td> <td></td> </tr> </table>				MA01X	MA01K	MA02X	MA02K	MA03X	MA03K	MA04X	MA04K												
MA01X	MA01K	MA02X	MA02K	MA03X																									
MA03K	MA04X	MA04K																											
	Wardrobe with sliding doors and metal hanging rail for clothes (without base)	1200	600	1874	X5S124	818	859	912	953																				
	Wardrobe and cabinet with metal pull-out hanging rail (without base). Requires the counterweight G1N0006 or G1N0001.	1200	425	1874	X5C122	788	836	864	912																				
	Wardrobe with metal pull-out hanging rail (without base). Requires the counterweight G1N0006 -1 pcs. or G1N0001 - 2pcs.	1200	425	1874	X5C123	773	821	846	894																				
	Wardrobe and cabinet with sliding doors and metal pull-out hanging rail (without base)	1200	425	1874	X5S122	710	751	776	817																				
	Wardrobe with sliding doors and metal pull-out hanging rail (without base)	1200	425	1874	X5S123	692	733	753	794																				

	Description	W	D	H	Code	Price, GBP (RRP)			
						(A) Melamine (doors): PA06 PA09 PA06 PA09 PA07 PA10 PA07 PA10 PA01 PA08 PA01 PA08 PA03 PA04 PA03 PA04 PA02 PA05 PA02 PA05			
						(B) Melamine (carcass): PA06 PA07 PA01 PA09 PA10 PA08 PA03 PA02 PA04 PA05			
						Handle: MA01X MA01K MA02X MA02K MA03X MA03K MA04X MA04K			
						Glass: 1 2			
	Cabinet with glass doors (without base)	800	425	1874	X5G081	906	928	946	968
						Melamine (carcass): PA06 PA07 PA01 PA09 PA10 PA08 PA03 PA02 PA04 PA05			
						Doors color: E M			
						Handle: MA01X MA01K MA02X MA02K MA03X MA03K MA04X MA04K			
	Cabinet with tambour doors (without base)	1000	425	754	X2T101	591		632	
	Cabinet with tambour doors (without base)	1000	425	1120	X3T101	820		886	
						Fabric: Berta, Bondai Austea, Lucia Synergy, Velito Presto			
	Fabric back panel for cabinets X2N101, X2C101, G1B0156, X2T101, X2S101, U2T101, U2N100, U2C100.	961		703	G1Z0009	100	122	196	
	Fabric back panel for cabinets X3S101, X3T101, X3C101, U3T101, U3N100, U3C100.	961		1069	G1Z0010	137	159	266	

	Description	W	D	H	Code	Price, GBP (RRP)
HPL: HA08 (glossy white)						
	Whiteboard for cabinets X2N101, X2C101, G1B0156, X2T101, X2S101, U2T101, U2N100, U2C100.	961		703	G1Z0007	126
	Whiteboard for cabinets X3S101, X3T101, X3C101, U3T101, U3N100, U3C100.	961		1069	G1Z0008	185
Melamine:						
						PA06 PA07 PA01 PA09 PA10 PA08 PA03 PA02 PA04 PA05
	Plinth for 600mm wide cabinets			80	G1B0144	37 41
	Plinth for 800mm wide cabinets			80	G1B0141	41 44
	Plinth for 1200mm wide cabinets			80	G1B0143	52 67
	Plinth for 800mm wide and 600mm depth cabinets			80	G1B0245	41 44
	Plinth for 1000mm wide cabinets			80	G1B0142	44 52
	Plinth for 1200mm wide cabinets			80	G1B0143	52 67
	Plinth for 1200mm wide and 600mm depth cabinets			80	G1B0246	59 70
Metal: MA01 MA02 MA03 MA04						
	Metal legs (4 pcs.) for 600/800/1000mm wide cabinets			80	G1M0009	41
	Metal legs (4 pcs.) and 1 support leg for 1200mm wide cabinets			80	G1M0010	44

	Description	H	Code	Price, GBP (RRP)
				Plastic part
	Plastic legs (4 pcs.) for 600/800/1000mm wide cabinets	23	G6F0286	18
	Plastic legs (5 pcs.) for 1200mm wide cabinets	23	G6F0287	18
	Castors (4 pcs., 2 of them - with brakes) for cabinets 800 mm wide and up to 3H	90	G6F0156	122
	Castors (5 pcs., 2 of them - with brakes) for cabinets 1000-1600 mm wide and up to 3H	90	G6F0157	148
<hr/>				
	Metal counterweight for cabinets with metal or plastic legs (X5C063, X5C064, X5F081)		G1N0004	229
	Metal counterweight for cabinets with metal or plastic legs (X5C122, X5C123)		G1N0006	281
<hr/>				
	Counterweight for cabinets X5C063, X5C064, X5C122, X5C123 with plinth		G1N0001	81
	Counterweight for cabinet X5F081 with plinth		G1N0002	107

UNI Plus cabinets

QUALITY STANDARD

- LST EN 14073-1:2004
- LST EN 14073-2:2004
- LST EN 14073-3:2004
- LST EN 14074:2004



TECHNICAL INFORMATION

Carcass

- 18 mm MFC (melamine) with 1 mm ABS edging.

Top and bottom

- 25 mm MFC (melamine) with 2 mm ABS edging.

Back

- Made of 16 mm MFC (melamine);
- Fabric back panel (G1Z0009 and G1Z0010): HDF 3 mm coated with foam 3 mm and fabric;
- Whiteboard back panel (G1Z0007 and G1Z0008): HPL 1 mm.

Pull-out filing cradle

- File drawers for both A4 and foolscap files;
- Full extension, with anti-tilt function;
- Made from welded metal sheet, without bottom. Powder coated (black);
- Ball bearing slide, load capacity 50 kg.

Doors

- With hinges in 18 mm MFC (melamine) with 1 mm ABS edging;
- Tambour doors from ABS profile.

Handles (2 types)

- 136 mm length square handle, powder coated metal;
- 150 mm length curved handle, powder coated metal.

Fittings

- Cams with connecting bolts;
- Lock with metal bars;
- Fast assembling hinges (does not require any tools to connect hinges and plates).

Shelves

- 18 mm MFC (melamine) with 1 mm ABS edging, load capacity – 25 kg;
- 25 mm MFC (melamine) with 2 mm ABS edging (for W=1000 mm wide carcass), load capacity – 32 kg;
- Fixed or height adjustable shelves.

Shelf options

- Lateral filing shelf and cradle (suitable for A4 or foolscap filing) from metal sheet;
- Shelf with 5 chromed dividers from metal 5 mm.

Plinth

- Made of 18 mm MFC (melamine), H=80 mm.

Metal legs

- Metal tube - 40x40 mm;
- Plastic feet with height levelling, H=80 mm +10 mm;
- Powder coated metal.

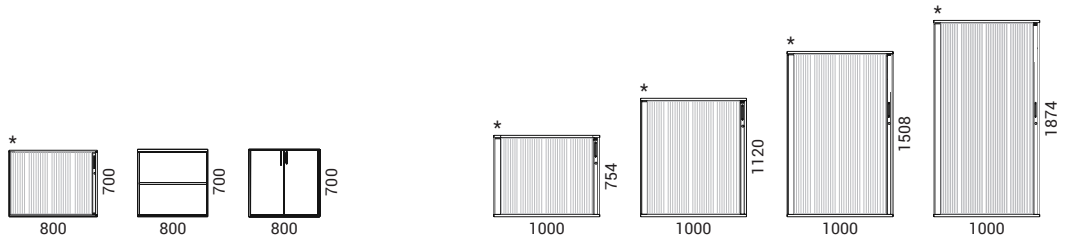
Plastic legs

- Black plastic height levelling feet, H=23 mm +10 mm (with OPTIMA desks H=720 mm);
- Black plastic height levelling feet, H=38 mm +10 mm (with NOVA desks H=740 mm).

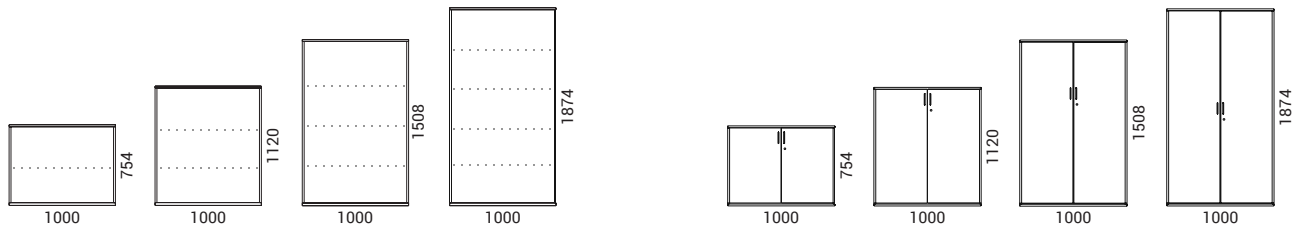
Castors

- Four twin wheel castors, Ø80 mm;
- Two out of four with stopper brakes;
- The load capacity: 100 kg per castor.

RANGE




*tambour doors



Cabinets



Cabinet with tambour doors (with lock)



Bookcase



Cabinet with lock



Shelf



Fixed shelf



Lateral filing shelf

+



Shelf with 5 chromed dividers



Pull out black metal filing cradle



Lateral filing cradle

Desk cabinets



Cabinet with tambour doors (with lock)



Bookcase




Cabinet with lock

+



Top to be used with 1640 mm deep benches (only for cabinets U2N080 and U2C080)


+



Plastic legs H=23/38 mm

Must be ordered

(one of the following)



Plinth, metal legs, plastic legs or castors

Optional



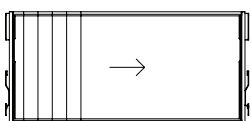
Fabric back panel

Whiteboard panel

ADDITIONAL INFORMATION

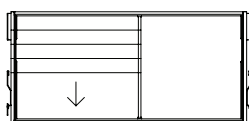
Files line up differently using pull out black metal filing cradle in 800 mm and 1000 mm width cabinets.

330 A4



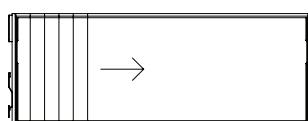
800

386 FOOLSCAP



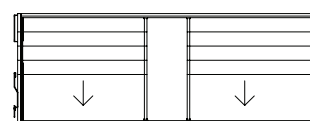
800

330 A4



1000

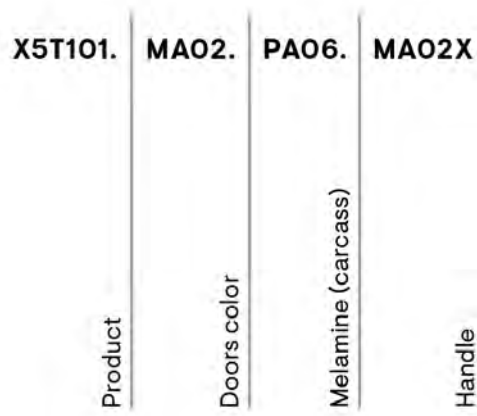
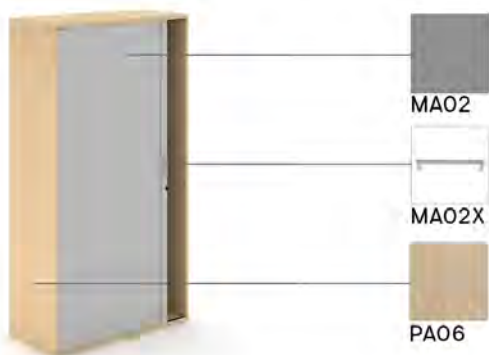
386 FOOLSCAP



1000








ORDERING EXAMPLE





Code structure



















	Description	W	D	H	Code	Price, GBP (RRP)																				
						Melamine (carcass): <table border="1"> <tr> <td>PA06</td><td>PA07</td><td>PA01</td><td>PA09</td><td>PA10</td><td>PA08</td></tr> <tr> <td>PA03</td><td>PA02</td><td></td><td>PA04</td><td>PA05</td><td></td></tr> </table>	PA06	PA07	PA01	PA09	PA10	PA08	PA03	PA02		PA04	PA05									
PA06	PA07	PA01	PA09	PA10	PA08																					
PA03	PA02		PA04	PA05																						
						Doors color: E M																				
						Handle: <table border="1"> <tr> <td>MA01X</td><td>MA01K</td><td>MA02X</td><td>MA02K</td><td>MA03X</td><td>MA03K</td><td>MA04X</td><td>MA04K</td></tr> </table>	MA01X	MA01K	MA02X	MA02K	MA03X	MA03K	MA04X	MA04K												
MA01X	MA01K	MA02X	MA02K	MA03X	MA03K	MA04X	MA04K																			
	Cabinet with tambour doors and height adj. shelf (with lock; without base)	800	475	700	U2T080	521 544																				
						Melamine: <table border="1"> <tr> <td>PA06</td><td>PA07</td><td>PA01</td><td>PA09</td><td>PA10</td><td>PA08</td></tr> <tr> <td>PA03</td><td>PA02</td><td></td><td>PA04</td><td>PA05</td><td></td></tr> </table>	PA06	PA07	PA01	PA09	PA10	PA08	PA03	PA02		PA04	PA05									
PA06	PA07	PA01	PA09	PA10	PA08																					
PA03	PA02		PA04	PA05																						
	Bookcase with height adj. shelf (without base)	800	475	700	U2N080	199 229																				
						(A) Melamine (doors): <table border="1"> <tr> <td>PA06</td><td>PA09</td><td>PA06</td><td>PA09</td></tr> <tr> <td>PA07</td><td>PA10</td><td>PA07</td><td>PA10</td></tr> <tr> <td>PA01</td><td>PA08</td><td>PA01</td><td>PA08</td></tr> <tr> <td>PA03</td><td>PA04</td><td>PA03</td><td>PA04</td></tr> <tr> <td>PA02</td><td>PA05</td><td>PA02</td><td>PA05</td></tr> </table>	PA06	PA09	PA06	PA09	PA07	PA10	PA07	PA10	PA01	PA08	PA01	PA08	PA03	PA04	PA03	PA04	PA02	PA05	PA02	PA05
PA06	PA09	PA06	PA09																							
PA07	PA10	PA07	PA10																							
PA01	PA08	PA01	PA08																							
PA03	PA04	PA03	PA04																							
PA02	PA05	PA02	PA05																							
						(B) Melamine (carcass): <table border="1"> <tr> <td>PA06</td><td>PA07</td><td>PA01</td><td>PA09</td><td>PA10</td><td>PA08</td></tr> <tr> <td>PA03</td><td>PA02</td><td></td><td>PA04</td><td>PA05</td><td></td></tr> </table>	PA06	PA07	PA01	PA09	PA10	PA08	PA03	PA02		PA04	PA05									
PA06	PA07	PA01	PA09	PA10	PA08																					
PA03	PA02		PA04	PA05																						
						Handle: <table border="1"> <tr> <td>MA01X</td><td>MA01K</td><td>MA02X</td><td>MA02K</td><td>MA03X</td><td>MA03K</td><td>MA04X</td><td>MA04K</td></tr> </table>	MA01X	MA01K	MA02X	MA02K	MA03X	MA03K	MA04X	MA04K												
MA01X	MA01K	MA02X	MA02K	MA03X	MA03K	MA04X	MA04K																			
	Cabinet with 1 height adj. shelf (with lock; without base)	800	475	700	U2C080	325 328 355 358																				






	Description	W	D	H	Code	Price, GBP (RRP)						
						Melamine:						
						PA06 PA03	PA07 PA02	PA01 PA02	PA09 PA04	PA10 PA05	PA08 PA05	
	Top to be used with 1640 deep benches (only for cabinets U2N080 and U2C080)	820	475	25	G1E0017	44		52				
						Plastic part						
	Plastic legs (4 pcs.) for 600/800/1000mm wide cabinets			23	G6F0286			18				
	Plastic legs (4 pcs.) for 600/800/1000mm wide cabinets			38	G6F0346			33				
						Melamine (carcass):						
						PA06 PA03	PA07 PA02	PA01 PA02	PA09 PA04	PA10 PA05	PA08 PA05	
						Doors color: E M						
						Handle:						
						MA01X MA03K	MA01K	MA02X MA04X	MA02K	MA03X MA04K		
	Cabinet with tambour doors (with lock; without shelves and base)	1000	475	754	U2T101	574		613				
		1000	475	1120	U3T101	765		816				
	Cabinet with tambour doors (with lock; without shelves and base). To ensure the stability G1C0070 must be ordered.	1000	475	1508	U4T101	1042		1108				
		1000	475	1874	U5T101	1073		1135				
						Melamine:						
						PA06 PA03	PA07 PA02	PA01 PA02	PA09 PA04	PA10 PA05	PA08 PA05	
	Shelf for 475 mm depth cabinets with tambour doors	844	410	25	G1C0038	37		41				
	Shelves (2 pcs.) for 475 mm depth cabinets with tambour doors	844	410	25	G1C0039	59		70				

	Description	W	D	H	Code	Price, GBP (RRP)					
						Melamine:					
						PA06 PA03	PA07 PA02	PA01	PA09 PA04	PA10 PA05	PA08
	Fixed shelf for 475 mm depth cabinets with tambour doors	844	410	25	G1C0070			41		44	
	Lateral filing shelf with black metal holder (suitable for A4 or foolscap filing) for 475 mm depth cabinets with tambour doors	844	410	57	U0Z003			130		133	
	Shelf with 5 chromed dividers for 475 mm depth cabinets with tambour doors	844	410	205	U0Z008			78		82	
						Metal part					
	Pull out black metal filing cradle (suitable for A4 or foolscap filing) for 475 mm depth cabinets with tambour doors	842	350	95	G6F0115					237	
	Pull out black metal filing cradle with anti-tilt (suitable for A4 or foolscap filing) (2 pcs.) for 475 mm depth cabinets with tambour doors	842	350	95	U0Z005					500	
	Pull out black metal filing cradle with anti-tilt (suitable for A4 or foolscap filing) (3 pcs.) for 475 mm depth cabinets with tambour doors	842	350	95	U0Z006					763	
	Lateral filing cradle (suitable for A4 or foolscap filing) for 475 mm depth cabinets with tambour doors	842	410	32	G6F0117					85	

	Description	W	D	H	Code	Price, GBP (RRP)					
						Melamine:					
						PA06 PA03	PA07 PA02	PA01	PA09 PA04	PA10 PA05	PA08
	Bookcase without shelves and base	1000	475	754	U2N100		192			210	
	Bookcase without shelves and base	1000	475	1120	U3N100		226			247	
	Bookcase without shelves and base. To ensure the stability G1C0071 must be ordered.	1000	475	1508	U4N100		266			292	
	Bookcase without shelves and base. To ensure the stability G1C0071 must be ordered.	1000	475	1874	U5N100		296			336	

	Description	W	D	H	Code	Price, GBP (RRP)			
						(A) Melamine (doors): PA06 PA09 PA06 PA09 PA07 PA10 PA07 PA10 PA01 PA08 PA01 PA08 PA03 PA04 PA03 PA04 PA02 PA05 PA02 PA05			
						(B) Melamine (carcass): PA06 PA07 PA01 PA09 PA10 PA08 PA03 PA02 PA04 PA05			
						Handle: MA01X MA01K MA02X MA02K MA03X MA03K MA04X MA04K			
	Cabinet with lock (without shelf and base)	1000	475	754	U2C100	340	362	358	380
	Cabinet with lock (without shelf and base)	1000	475	1120	U3C100	407	437	428	458
	Cabinet with lock (without shelf and base). To ensure the stability G1C0071 must be ordered.	1000	475	1508	U4C100	484	528	510	554
	Cabinet with lock (without shelf and base). To ensure the stability G1C0071 must be ordered.	1000	475	1874	U5C100	562	599	602	639
						Melamine: PA06 PA07 PA01 PA09 PA10 PA08 PA03 PA02 PA04 PA05			
	Shelf for 475 mm depth cabinets	962	410	25	G1C0066	41		44	
	Shelves (2 pcs.) for 475 mm depth cabinets	962	410	25	G1C0067	81		89	
	Fixed shelf for 475 mm depth cabinets	962	410	25	G1C0071	44		52	
	Lateral filing shelf with black metal holder (suitable for A4 or foolscap filing) for 475 mm depth cabinets	962	410	57	U0Z014	136		144	
	Shelf with 5 chromed dividers for 475 mm depth cabinets	962	410	205	U0Z015	85		93	

	Description	W	D	H	Code	Price, GBP (RRP)										
							Metal part									
	Pull out black metal filing cradle (suitable for A4 or foolscap filing) for 475 mm depth cabinets	962	350	95	G6F0345	266										
	Pull out black metal filing cradle with anti-tilt (suitable for A4 or foolscap filing) (2 pcs.) for 475 mm depth cabinets	962	350	95	U0Z017	558										
	Pull out black metal filing cradle with anti-tilt (suitable for A4 or foolscap filing) (3 pcs.) for 475 mm depth cabinets	962	350	95	U0Z018	850										
	Lateral filing cradle (suitable for A4 or foolscap filing) for 475 mm depth cabinets	962	410	32	G6F0347	92										
							Melamine:									
							PA06	PA07	PA01				PA09	PA10	PA08	
							PA03		PA02					PA04		PA05
	Plinth for Uni plus cabinets (1000 mm)			80	G1B0145	52					67					
							Metal: MA01 MA02 MA03 MA04									
	Metal legs (4 pcs.) for 600/800/1000mm wide cabinets			80	G1M0009	41										
							Plastic part									
	Plastic legs (4 pcs.) for 600/800/1000mm wide cabinets			23	G6F0286	18										
	Plastic legs (4 pcs.) for 600/800/1000mm wide cabinets			38	G6F0346	33										

	Description	W	D	H	Code	Price, GBP (RRP)		
						Plastic part		
	Castors (4 pcs., 2 of them - with brakes) for cabinets 800 mm wide and up to 3H			90	G6F0156		122	
						Fabric:		
						Berta, Bondai	Austea, Lucia	Synergy, Velito Presto
	Fabric back panel for cabinets X2N101, X2C101, G1B0156, X2T101, X2S101, U2T101, U2N100, U2C100.	961		703	G1Z0009	100	122	196
	Fabric back panel for cabinets X3S101, X3T101, X3C101, U3T101, U3N100, U3C100.	961		1069	G1Z0010	137	159	266
						HPL: HA08 (glossy white)		
	Whiteboard for cabinets X2N101, X2C101, G1B0156, X2T101, X2S101, U2T101, U2N100, U2C100.	961		703	G1Z0007		126	
	Whiteboard for cabinets X3S101, X3T101, X3C101, U3T101, U3N100, U3C100.	961		1069	G1Z0008		185	

UNI Slide cabinets

QUALITY STANDARD

- LST EN 14073-1:2004
- LST EN 14073-2:2004
- LST EN 14073-3:2004



TECHNICAL INFORMATION

Carcass and shelves

- Made of 18 mm MFC (melamine) with 1 mm ABS edging;
- Height adjustable shelves;
- Shelves load capacity – 25 kg.

Doors

- Made of 18 mm MFC (melamine) with 1 mm ABS edging.

Plinth

- Made of 18 mm MFC (melamine);
- Plastic feet with height levelling (+10 mm).

Metal legs

- Metal tube - 40x40 mm;
- Plastic feet with height levelling (+10 mm);
- Powder coated metal.

Handles

- Metal profile 60 mm, length matches the door height;
- Powder coated metal.
- Handle type Y

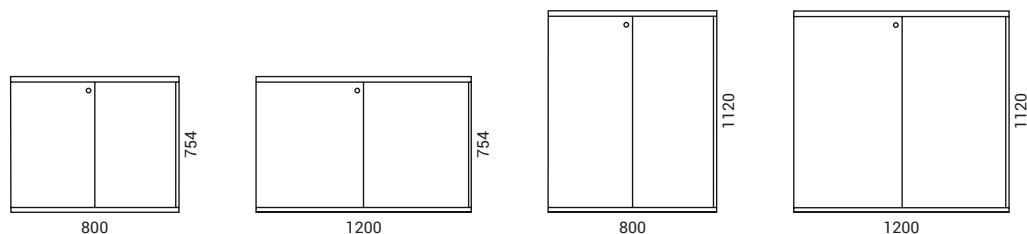
Plastic legs

- Plastic height levelling feet;
- H=23 mm +10 mm;
- Black colour.

Castors

- Four twin wheel castors, Ø80 mm;
- Two out of four with stopper brakes;
- The load capacity: 100 kg per castor.

RANGE



D = 425 mm

Must be ordered

(one of the following)



Plinth



Metal legs



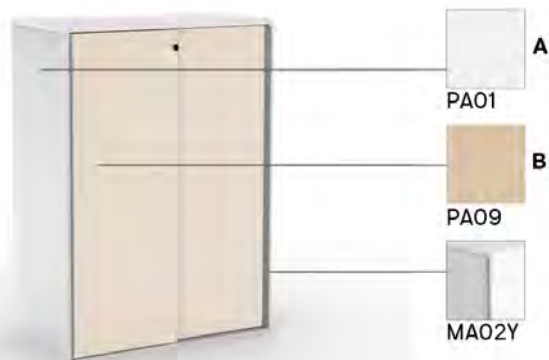
Plastic legs



Castors

ORDERING EXAMPLE

Code structure



X3S082.	PA01.	PA07.	MA02Y.	A
Product	Melamine (doors) A	Melamine (carcass) B	Handle	Assembled

	Description	W	D	H	Code	Price, GBP (RRP)			
						(A) Melamine (doors): PA06 PA09 PA06 PA09 PA07 PA10 PA07 PA10 PA01 PA08 PA01 PA08 PA03 PA04 PA03 PA04 PA02 PA05 PA02 PA05			
						(B) Melamine (carcass): PA06 PA07 PA01 PA09 PA10 PA08 PA03 PA02 PA04 PA05 Handle: MA01Y MA02Y MA03Y MA04Y			
	Cabinet with sliding doors and 2 shelves	800	425	754	X2S082	448	492	485	529
	Cabinet with sliding doors and 4 shelves	1200	425	754	X2S122	510	555	555	600
	Cabinet with sliding doors and 2 shelves	800	425	1120	X3S082	566	610	611	655
	Cabinet with sliding doors and 4 shelves	1200	425	1120	X3S122	654	706	711	763
						Melamine:			
						PA06 PA07 PA01 PA09 PA10 PA08 PA03 PA02 PA04 PA05			
	Plinth for 800mm wide cabinets			80	G1B0141	41		44	
	Plinth for 1200mm wide cabinets			80	G1B0143	52		67	
	Metal legs (4 pcs.) for 600/800/1000mm wide cabinets			80	G1M0009	Metal: MA01 MA02 MA03 MA04 41			
	Metal legs (4 pcs.) and 1 support leg for 1200mm wide cabinets			80	G1M0010			44	
	Plastic legs (4 pcs.) for 600/800/1000mm wide cabinets			23	G6F0286	Plastic part 18			
	Plastic legs (5 pcs.) for 1200mm wide cabinets			23	G6F0287			18	
	Castors (4 pcs., 2 of them - with brakes) for cabinets 800 mm wide and up to 3H			90	G6F0156			122	
	Castors (5 pcs., 2 of them - with brakes) for cabinets 1000-1600 mm wide and up to 3H			90	G6F0157			148	

COMBUS



Technical information

Types

- Shelving unit – modular configurations (1)
- Planter shelf unit – ready-made configurations (2)
- Shelving unit for mounting on cabinets – ready-made configurations (3)

1



2



3



Shelving unit

Frame

- 25x25 mm welded metal tube;
- Bottom part is made of bended metal sheet, 350x25x150 mm;
- Powder coated metal;
- Plastic feet with height levelling (+10 mm);
- Metal frame construction is easy to assemble and disassemble;

Plinths

- 362x80x25 mm and 750x80x25 mm, bended metal sheet;
- Powder coated metal.

Connecting component

- For shelf combination connection;
- 95x95 mm metal plates, made of 1,5 mm steel.

Fixing components

- Fittings for fixing to the floor (included in the package);
- Set of fittings for mounting to the wall (order separately);
- Counterweight (order separately), made of 25 mm MFC (melamine) with 0,5 mm ABS edging;
- For more details about fixing types and the right selection of them, please read additional information.

Shelves (1)

- 25 mm MFC (melamine) with 2 mm ABS edging;
- 25 mm chipboard covered in veneer with 1,5 mm edging;
- Load capacity for 362 mm width– 20 kg;
- Load capacity for 750 mm width– 25 kg.

Shelf box (2)

- 25 mm MFC (melamine) with 2 mm ABS edging;
- 25 mm chipboard covered in veneer with 1,5 mm edging;
- Available with open or closed back;
- Load capacity for 362 mm width– 20 kg;
- Load capacity for 750 mm width– 25 kg.

Planter box (3)

- Front and sides are made of 18 mm MFC (melamine) with 1 mm ABS edging or 18 mm chipboard covered in veneer with 1,5 mm edging;
- Bottom is made of 25 mm MFC (melamine) with 2 mm ABS edging or 25 mm chipboard covered in veneer with 1,5 mm edging;
- Load capacity for 362 mm width– 20 kg;
- Load capacity for 750 mm width– 25 kg.


Cabinet with drawer (4)

- Top and bottom are made of 25 mm MFC (melamine) with 2 mm ABS edging or 25 mm chipboard covered in veneer with 1,5 mm edging;
- Front, sides and back panel are made of 18 mm MFC (melamine) with 1 mm ABS edging or 18 mm chipboard covered in veneer with 1,5 mm edging;
- Drawer box is made of 12 mm MFC (melamine) with 1 mm ABS edging;
- Soft closing function, full extension with hidden slides;
- Opening with a handle;
- Handle is made of metal sheet, powder coated;
- Load capacity – 20 kg.

1



2



3



4



Planter shelf unit

Ready-made configurations

- Set of metal frame, planter box (1)
- Set of metal frame, 2 shelves, planter box (2)
- Set of metal frame, planter box, cabinet with drawer (3)
- Set of metal frame, 3 shelves, planter box (4)
- Set of metal frame, shelf, planter box, cabinet with drawer (5)

Frame

- 25x25 mm welded metal tube;
- Top frame metal connector is made of welded metal tube, 750x25x25 mm;
- Bottom part is made of bended metal sheet, 350x25x150 mm;
- Powder coated metal;
- Plastic feet with height levelling (+10 mm);
- Metal frame construction is easy to assemble and disassemble.

Plinths

- 362x80x25 mm and 750x80x25 mm, bended metal sheet;
- Powder coated metal.

Connecting component

- For shelves combination connection;
- 95x95 mm - made of 1,5 mm steel.

Fixing components

- Fittings for fixing to the floor (included in the package);
- Set of fittings for mounting to the wall (order separately);
- Counterweight (order separately), made of 25 mm MFC (melamine) with 0,5 mm ABS edging;
- For more details about fixing types and the right selection of them, please read additional information.

Shelves


- 25 mm MFC (melamine) with 2 mm ABS edging;
- 25 mm chipboard covered in veneer with 1,5 mm edging;
- Load capacity for 362 mm width – 20 kg;
- Load capacity for 750 mm width – 25 kg.

Planter box

- Bottom is made of 25 mm MFC (melamine) with 2 mm ABS edging or 25 mm chipboard covered in veneer with 1,5 mm edging;
- Front and sides are made of 18 mm MFC (melamine) with 1 mm ABS edging or 18 mm chipboard covered in veneer with 1,5 mm edging;
- Available in two heights: 150 mm and 300 mm;
- Load capacity for 750 mm width – 25 kg.

Cabinet with drawer

- Top and bottom are made of 25 mm MFC (melamine) with 2 mm ABS edging or 25 mm chipboard covered in veneer with 1,5 mm edging;
- Front, sides and back panel are made of 18 mm MFC (melamine) with 1 mm ABS edging or 18 mm chipboard covered in veneer with 1,5 mm edging;
- Drawer box is made of 12 mm MFC (melamine) with 1 mm ABS edging;
- Soft closing function, partial extension with hidden slides;
- Opening with a handle;
- Handle is made of metal sheet, powder coated.
- Load capacity – 20 kg.



Shelving unit for mounting on cabinets

Ready-made configurations

- Four different 2H combinations (1)
- Six different 3H combinations (2)
- Six different 4H combinations (3)

Frame

- 25x25 mm welded metal tube;
- Bottom part is made of welded metal sheet, 350x25x105 mm;
- Powder coated;
- Metal frame construction is easy to assemble and disassemble.

Shelves

- 25 mm MFC (melamine) with 2 mm ABS edging;
- Load capacity for 362 mm width – 20 kg;
- Load capacity for 750 mm width – 25 kg.

Shelf box

- 25 mm MFC (melamine) with 2 mm ABS edging;
- Available with open or closed back;
- Load capacity for 362 mm width – 20 kg;
- Load capacity for 750 mm width – 25 kg.

Planter box

- Bottom is made of 25 mm MFC (melamine) with 2 mm ABS edging;
- Front and sides are made of 18 mm MFC (melamine) with 1 mm ABS edging;
- Load capacity for 362 mm width – 20 kg;
- Load capacity for 750 mm width – 25 kg.

Fixing components

- Fittings for fixing on the cabinet (included in the package);
- Set of fittings for mounting to the wall (order separately);
- For more details about fixing types and the right selection of them, please read additional information.

1



2



3



Accessories (optional)

Back panel (1)

- 25 mm MFC (melamine) with 2 mm ABS edging;
- 25 mm chipboard covered in veneer with 1,5mm edging;
- Tool-free installation.

PET felt back panel (2)

- 4 mm plywood covered with 9 mm PET fibreboard from both sides;
- Tool-free installation.

Perforated metal sheet back panel (3)

- 1 mm metal sheet with perforated Ø8 mm holes;
- The edges are welded with metal profile;
- Powder coated metal;
- Tool-free installation.

Metal planter box (4)

- 1 mm welded metal sheet;
- Powder coated metal;
- Two sizes: 360x407x160 mm and 748x407x160 mm;
- Placed on the shelves.

Screen holder (5)

- Screen holder base is made from 1,5 mm powder coated metal sheet;
- VESA plate is made of 2 mm powder coated metal sheet;

- VESA standard – 75x75 mm, 100x100 mm, 200x200 mm, 300x300 mm;
- Recommended screen weight is up to 15 kg;
- Recommended screen size is up to 55”;
- Screws for screen fixing to VESA plate are not included.

Cable tray (6)


- 1 mm bended metal sheet - 1245x51x12 mm;
- Powder coated metal;
- Attached with two screws to the shelves above and with a metal pins under the plinth below.

Book-end (7)

- 1 mm bended metal sheet – 250x160x230 mm;
- Powder coated metal;
- For placing on the shelves.

Basket (8)

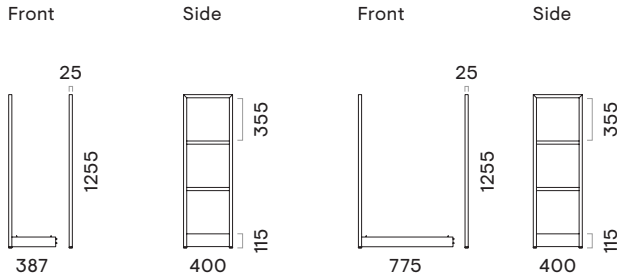
- 9 mm PET fibreboard;
- Binding screws, black painted or nickel-plated – 15 mm;
- Load capacity – 3 kg.



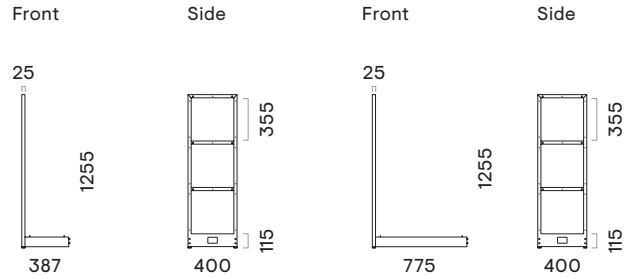
Range

Shelving units – modular configurations

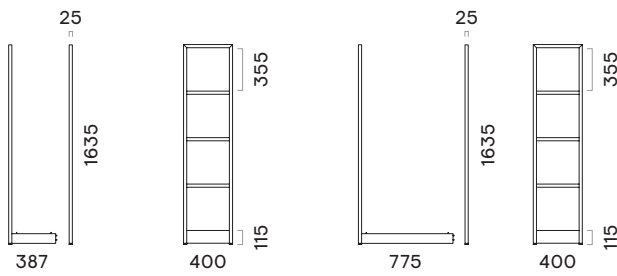
3H start and end modules



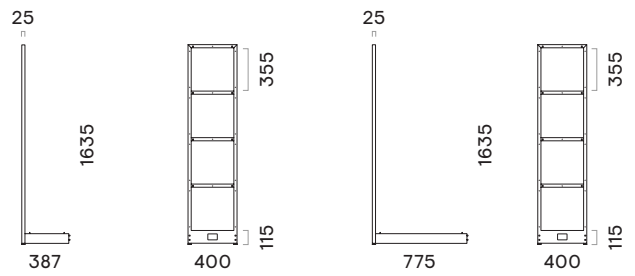
3H extension modules



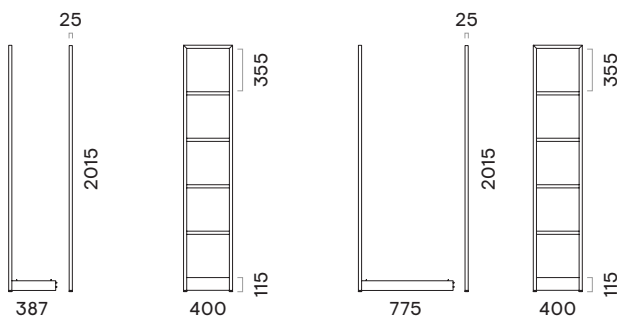
4H start and end modules



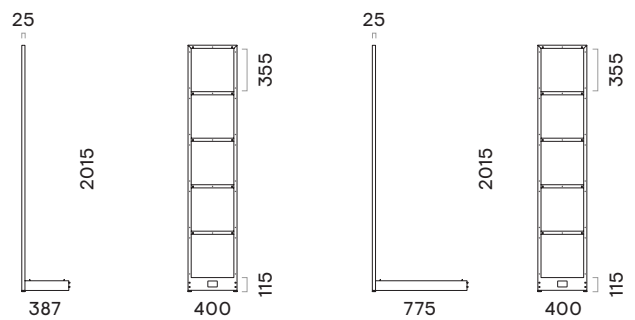
4H extension modules



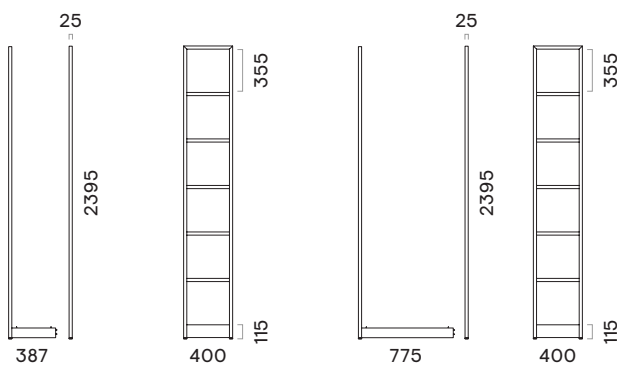
5H start and end modules



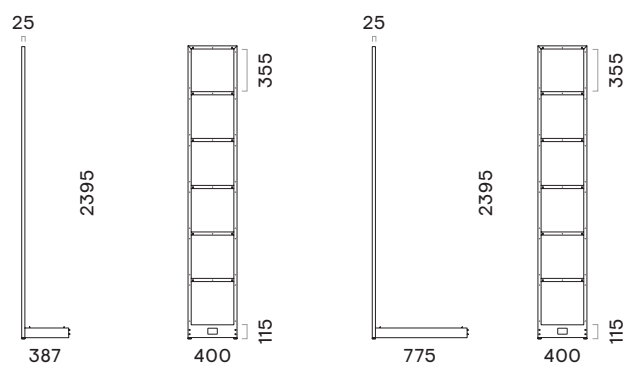
5H extension modules



6H start and end modules

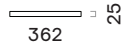


6H extension modules



Shelves

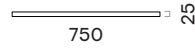
Front



Top



Front

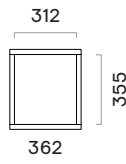


Top

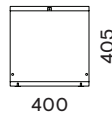


Open and closed shelf boxes

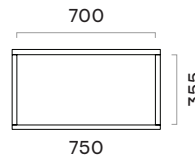
Front



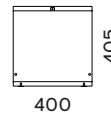
Side



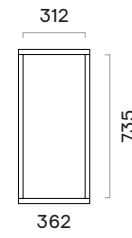
Front



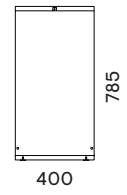
Side



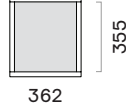
Front



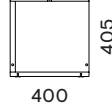
Side



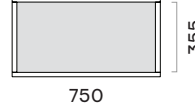
Front



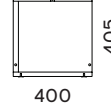
Side



Front



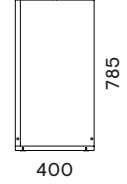
Side



Front

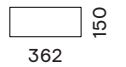


Side

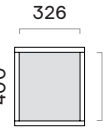


Planter boxes


Front



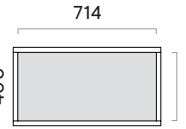
Top




Front



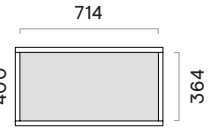
Top



Front

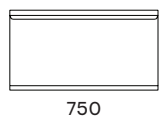


Top

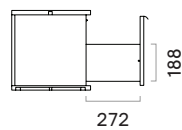
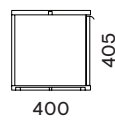


Cabinet with drawer

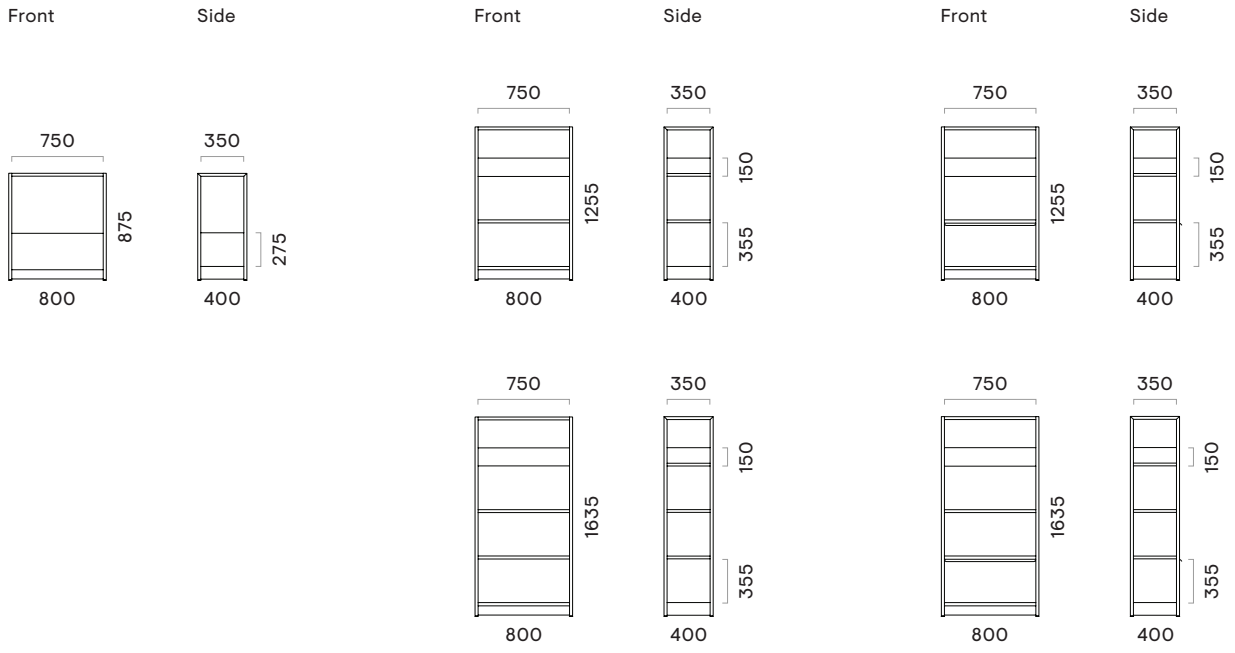
Front



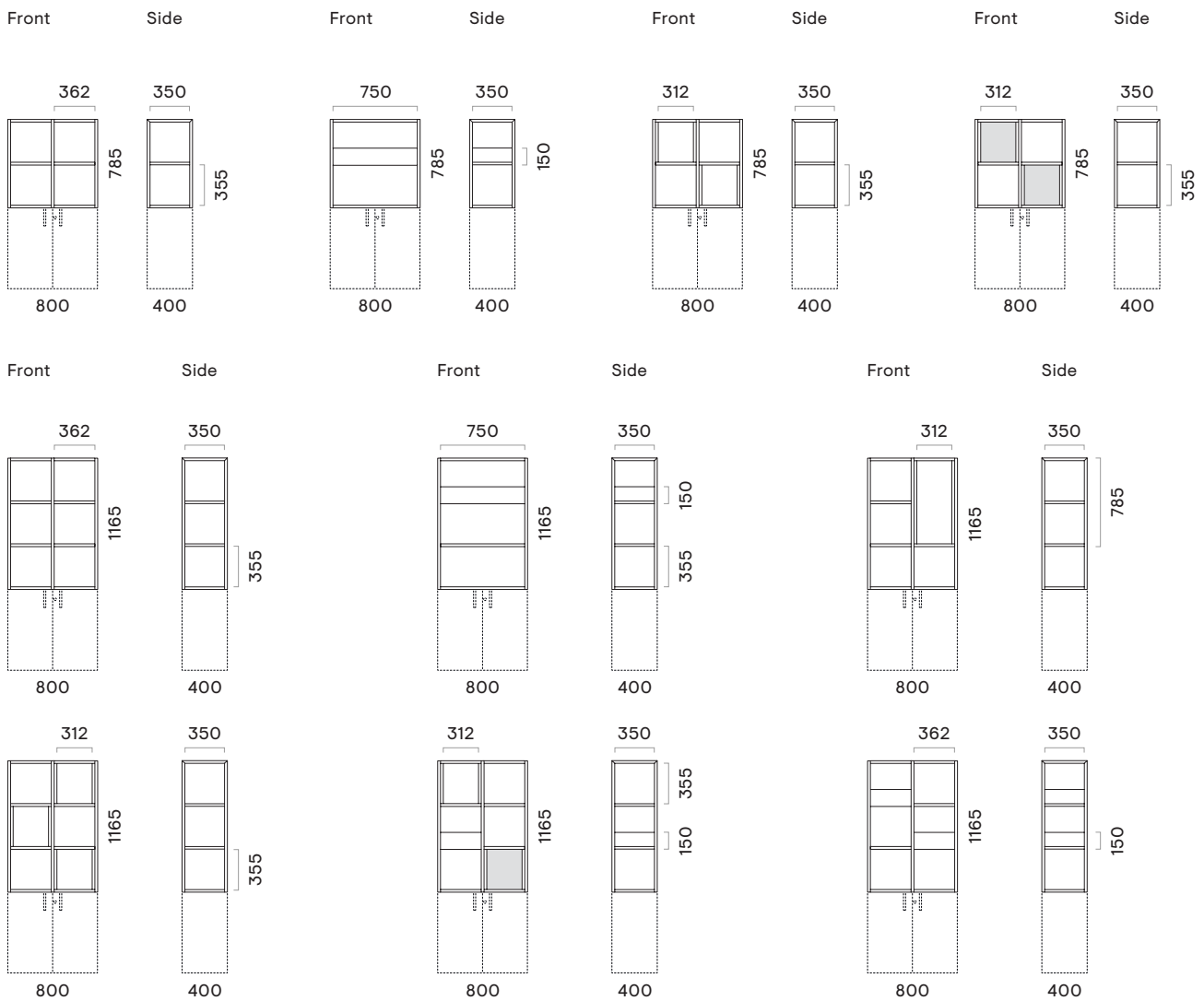
Side

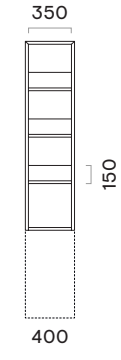
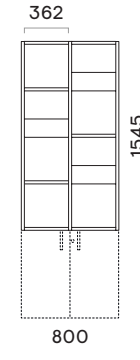
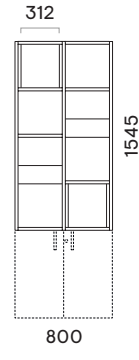
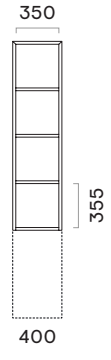
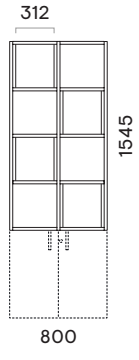
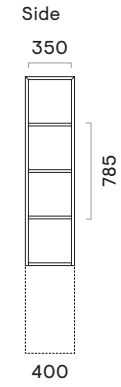
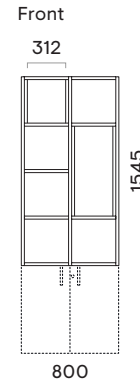
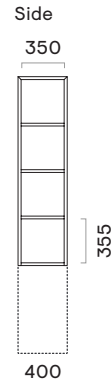
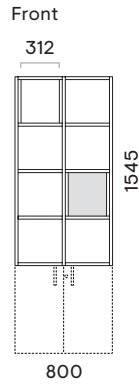
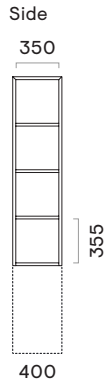
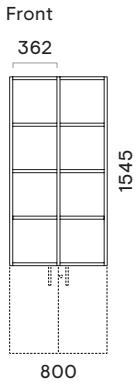


Planter shelf units – ready-made configurations



Shelving units for mounting on cabinets – ready-made configurations

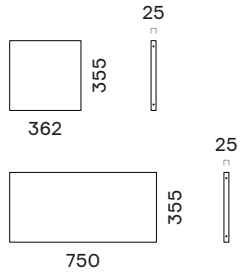




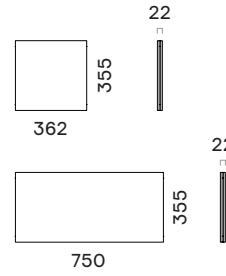
Accessories

Back panels

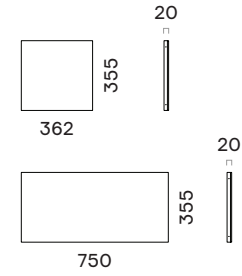
Melamine



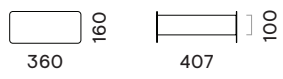
PET felt



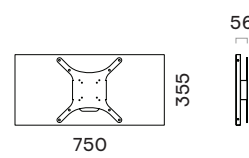
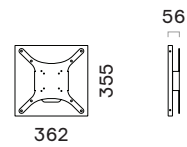
Perforated metal



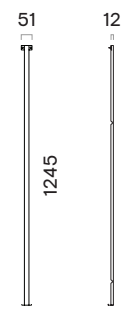
Metal planter boxes



Metal screen holders



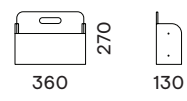
Metal cable tray for cable management



Metal book-ends




PET felt basket




Additional information

- You can only combine frames and sets of shelves of the same height.







- Metal frames should be always assembled together with sets of shelves, planter boxes, open/closed shelf boxes or cabinet with drawer.



- Sets can be chosen individually and placed in various positions upon assembly.

- Open/closed shelf boxes and a cabinet with a drawer cannot be mounted on the top of each other.


- Cabinet with a drawer can be mounted only in the two height levels – 1H and 2H.



! Only one drawer can be placed per one vertical module.

- Back panels cannot be mounted on the back of the open shelf box.

- Planter box care. Please note that the inner part of the planter box is not protected from the moisture. It is recommended to follow the Melamine or Veneer cleaning and care instructions.



- Convenient electrical solutions for wire management. The cable is routed through a metal tray down to the central frame and further out through the plinth. The power socket block can be hidden under any bottom shelf and you can run a cable through the special cut-outs in the plinth. After the assembly, if needed, the power socket block can be easily accessed by removing the bottom shelf. It is not possible to access the power socket block when it is placed under the shelf box or cabinet with drawer.



!

 It is recommended to mount the screen holder only in the two height levels – 3H and 4H.

- The shelving unit is mounted on the top of the cabinet and fixed with screws.


- The total height of the cabinet and the shelving unit must not exceed the height level of 6H. E.g., if you choose 4H cabinet, you should use not higher than 2H shelving unit to mount on the top. If you choose 3H cabinet, you should use not higher than 3H shelving unit.



!

 When mounting 4H shelving units on the cabinets, it is recommended to additionally fix them to the wall or ceiling.

- For connecting the combinations of shelving units, please use sets of connecting components. The components have to be ordered separately as additional items.

























- It is recommended to attach all the combinations to the floor (1). The necessary brackets are always included in the product package, bolts must be selected individually according to the type of floor. If it is not possible to fix the combination to the floor, please attach it to the wall (2) or use the counterweights (3). Fixing components and counterweights can be ordered separately as additional items.








! _____




Important: Furniture with natural veneer décor is sensitive to direct sunlight and colour tone changes can occur over time. Adding new items to the same space as existing veneer products of the same design might result in veneer colour tone variations. Veneer must be protected from deep scratches, intense light and prolonged exposure to liquid stains. It is recommended to follow the veneer cleaning and care instructions.

Stability measures

	3H		4H		5H		6H	
	Shelves and boxes	Shelves and drawer	Shelves and boxes	Shelves and drawer	Shelves and boxes	Shelves and drawer	Shelves and boxes	Shelves and drawer
W = 400 mm		✗		✗		✗		✗
W = 800 mm	 12 kg	 12 kg	 12 kg	 12 kg	 12 kg	 12 kg		
W ≥ 1200 mm	✓	 12 kg	✓	 12 kg	✓	 12 kg		
with screen holder								

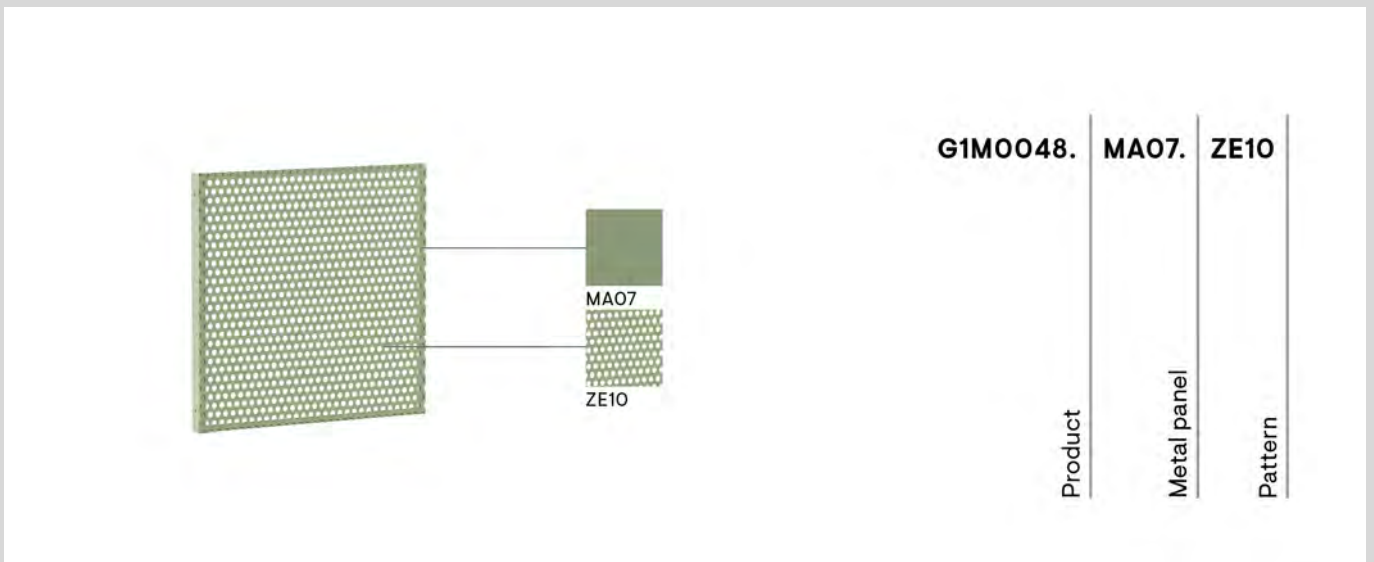
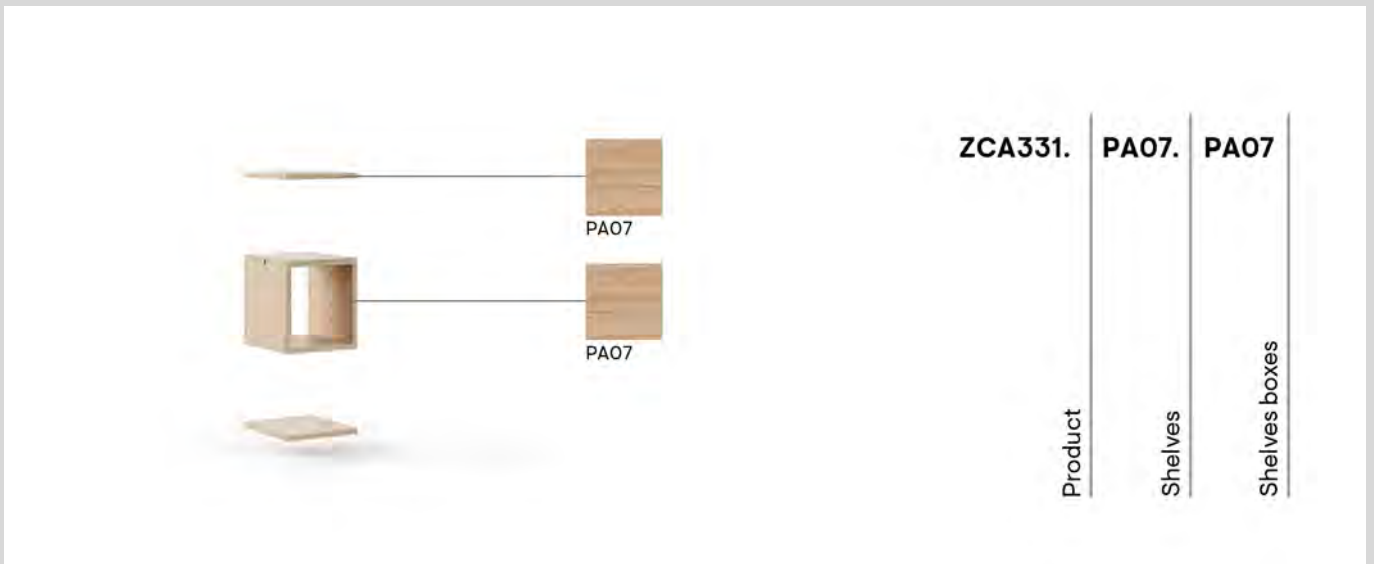

	2H	3H		4H	
	Planter box	Shelves and box	Box and drawer	Shelves and box	Shelf, box and drawer
W = 800 mm	✓	✓	 12 kg	✓	 12 kg

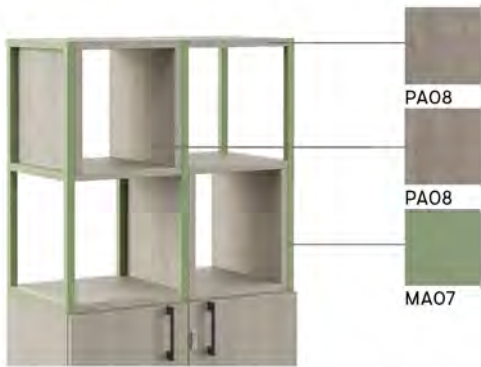
	Overall height ≤ 5H	Overall height = 6H	Overall height > 6H
	W = 800 mm	✓	

-  Mandatory. Please use specified counterweights!
-  Mandatory. Please fix your combination to the floor!
-  Mandatory. Please fix your combination to the wall!
- ✓ No mandatory measures.
- ✗ Combination is not available.

* Suitable only for combinations standing near the wall. Freestanding combination in open spaces is not allowed.

Ordering example





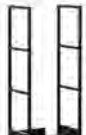






G1S0507.	PA08.	PA08.	MA07
Product	Shelves	Shelves boxes	Metal frame






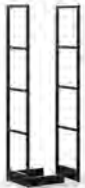
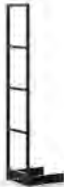




G1S0500.	PA04.	MA01
Product	Planter box	Metal frame



G1S0504.	PA04.	PA04.	MA01.	MA01F
Product	Shelves	Planter box and cabinets	Metal frame	Handle

Description	W	D	H	Code	Price, GBP (RRP)						
					Metal: MA01 MA02 MA03 MA04 MA05 MA06 MA07						
	412	400	1255	ZCA340	351						
	800	400	1255	ZCA380	399						
	387	400	1255	ZCA341	215						
	775	400	1255	ZCA381	263						
					Melamine (shelves):				Veneer (shelves):		
					PA01 PA07 PA06 PA03 PA02	PA08 PA09 PA04 PA10 PA05	NC01 NA01 NA03 NA04		NC02 NC03		
	362	400	25	G1C0119	170	196	281	333			
	750	400	25	G1C0120	274	322	499	614			
					Melamine (shelves):				Veneer (shelves):		
					PA01 PA07 PA06 PA03 PA02	PA08 PA09 PA04 PA10 PA05	NC01 NA01 NA03 NA04	NC02 NC03			
					Melamine (shelves box):				Veneer (shelves box):		
! Sets can be chosen individually and placed in various positions upon assembly.					PA01 PA07 PA06 PA03 PA02	PA08 PA09 PA04 PA10 PA05	PA01 PA07 PA06 PA03 PA02	PA08 PA09 PA04 PA10 PA05	NC01 NA01 NA03 NA04	NC02 NC03	
	362	400	25 / 405	ZCA331	222	252	233	263	402	484	
		362	400	25 / 405	ZCA332	248	281	259	292	450	547
		362	400	25 / 785	ZCA333	225	262	236	273	440	544
		362	400	25 / 150	ZCA334	225	244	248	267	370	440

Description	W	D	H	Code	Price, GBP (RRP)					
					Melamine (shelves):				Veneer (shelves):	
					PA01 PA07 PA06 PA03 PA02	PA08 PA09 PA04 PA10 PA05	PA01 PA07 PA06 PA03 PA02	PA08 PA09 PA04 PA10 PA05	NC01 NA01 NA03 NA04	NC02 NC03
					Melamine (shelves box):				Veneer (shelves box):	
					PA01 PA07 PA06 PA03 PA02	PA08 PA09 PA04 PA10 PA05	PA01 PA07 PA06 PA03 PA02	PA08 PA09 PA04 PA10 PA05	NC01 NA01 NA03 NA04	NC02 NC03
 Set of shelf, planter box and closed shelf box	362	400	25 / 150 / 405	ZCA335	299	351	310	362	543	651
 Set of 2 shelves and open shelf box	750	400	25 / 405	ZCA371	322	359	351	388	628	768
 Set of 2 shelves and closed shelf box	750	400	25 / 405	ZCA372	366	418	395	447	728	894
 Set of 3 shelves and planter box	750	400	25 / 150	ZCA373	343	377	384	418	632	773
					Melamine (shelves):				Veneer (shelves):	
					PA01 PA07 PA06 PA03 PA02	PA08 PA09 PA04 PA10 PA05	PA01 PA07 PA06 PA03 PA02	PA08 PA09 PA04 PA10 PA05	NC01 NA01 NA03 NA04	NC02 NC03
					Melamine (shelves box):				Veneer (shelves box):	
					PA01 PA07 PA06 PA03 PA02	PA08 PA09 PA04 PA10 PA05	PA01 PA07 PA06 PA03 PA02	PA08 PA09 PA04 PA10 PA05	NC01 NA01 NA03 NA04	NC02 NC03
 Set of 2 shelves and shelf cabinet with drawer (without lock)	750	400	25 / 405	ZCA374	Handle: 503	547	532	576	861	1034
 Set of shelf, planter box and shelf cabinet with drawer (without lock)	750	400	25 / 150 / 405	ZCA375	580	658	595	673	990	1190

Description	W	D	H	Code	Price, GBP (RRP)						
					Metal: MA01 MA02 MA03 MA04 MA05 MA06 MA07						
 Set of metal frames and plinth for shelves. Start and end module.	412	400	1635	ZCA440	414						
	800	400	1635	ZCA480	462						
 Metal frame and plinth for shelves. Extension module.	387	400	1635	ZCA441	244						
	775	400	1635	ZCA481	292						
					Melamine (shelves):		Veneer (shelves):				
					PA01 PA06 PA03 PA02	PA07 PA03	PA08 PA09 PA04 PA05	NC01 NA01 NA03 NA04	NC02 NC03		
 Set of 5 shelves	362	400	25	G1C0126	207		244	347	418		
	750	400	25	G1C0127	340		399	628	769		
					Melamine (shelves):		Veneer (shelves):				
					PA01 PA07 PA06 PA02	PA07 PA03	PA08 PA09 PA04 PA05	NC01 NA01 NA03 NA04	NC02 NC03		
 Set of 3 shelves and open shelf box	362	400	25 / 405	ZCA431	Melamine (shelves box):		Veneer (shelves box):				
					PA01 PA07 PA06 PA03 PA02	PA08 PA09 PA04 PA05	PA01 PA07 PA06 PA03 PA02	PA08 PA09 PA04 PA05	NC01 NA01 NA03 NA04	NC02 NC03	
! Sets can be chosen individually and placed in various positions upon assembly.					262	292	285	315	473	569	
 Set of 3 shelves and closed shelf box	362	400	25 / 405	ZCA432	288	321	311	344	521	632	
 Set of shelf, closed and open shelf boxes	362	400	25 / 405	ZCA435	336	399	347	410	646	780	

Description	W	D	H	Code	Price, GBP (RRP)					
					Melamine (shelves):				Veneer (shelves):	
					PA01 PA06 PA02	PA07 PA03	PA08 PA04 PA10	PA09 PA05	NC01 NA01 NA03 NA04	NC02 NC03
Melamine (shelves box):				Veneer (shelves box):						
PA01 PA07 PA06 PA03 PA02	PA08 PA09 PA04 PA10 PA05	PA01 PA07 PA06 PA03 PA02	PA08 PA09 PA04 PA10 PA05	NC01 NA01 NA03 NA04	NC02 NC03					



Set of 2 shelves and open shelf box

362

400

25 / 785

ZCA433

270

307

281

318

506

625



Set of 4 shelves and planter box

362

400

25 / 150

ZCA434

266

285

292

311

440

518



Set of 3 shelves and 2 planter boxes

362

400

25 / 150

ZCA436

321

359

344

382

529

625



Set of 2 shelves, planter box and closed shelf box

362

400

25 / 150 / 405

ZCA437

344

396

355

407

609

732



Set of 3 shelves and open shelf box

750

400

25 / 405

ZCA471

388

425

429

466

750

924



Set of 3 shelves and closed shelf box

750

400

25 / 405

ZCA472

432

484

473

525

850

1050



Set of shelf, closed and open shelf boxes

750

400

25 / 405

ZCA475

488

577

503

592

975

1201

Description	W	D	H	Code	Price, GBP (RRP)					
					Melamine (shelves):				Veneer (shelves):	
					PA01 PA06 PA02	PA07 PA03	PA08 PA10	PA09 PA04 PA05	NC01 NA01 NA03 NA04	NC02 NC03
					Melamine (shelves box):				Veneer (shelves box):	
					PA01 PA07 PA06 PA03 PA02	PA08 PA09 PA04 PA10 PA05	PA01 PA07 PA06 PA03 PA02	PA08 PA09 PA04 PA10 PA05	NC01 NA01 NA03 NA04	NC02 NC03



Set of 4 shelves and planter box 750 400 25 / 150 ZCA473 **414 448 462 496 754 921**



Set of 3 shelves and 2 planter boxes 750 400 25 / 150 ZCA476 **483 551 524 592 887 1080**



Set of 2 shelves and closed shelf box 750 400 25 / 785 ZCA477 **462 532 491 561 928 1145**

Melamine (shelves):						Veneer (shelves):	
PA01 PA06 PA02	PA07 PA03	PA08 PA10	PA09 PA04 PA05	NC01 NA01 NA03 NA04	NC02 NC03		
Melamine (shelves box):				Veneer (shelves box):			
PA01 PA07 PA06 PA03 PA02	PA08 PA09 PA04 PA10 PA05	PA01 PA07 PA06 PA03 PA02	PA08 PA09 PA04 PA10 PA05	NC01 NA01 NA03 NA04	NC02 NC03		
Handle: MA01F MA02F MA03F MA04F MA05F MA06F MA07F							

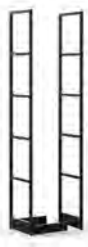


Set of 3 shelves and shelf cabinet with drawer (without lock) 750 400 25 / 405 ZCA474 **569 613 610 654 983 1190**



Set of 2 shelves, planter box and shelf cabinet with drawer (without lock) 750 400 25 / 150 / 405 ZCA478 **643 721 672 750 1116 1341**


Description	W	D	H	Code	Price, GBP (RRP)						
					Metal: MA01 MA02 MA03 MA04 MA05 MA06 MA07						



Set of metal frames and plinth for shelves. Start and end module.

412 400 2015 ZCA540
800 400 2015 ZCA580

484
532



Metal frame and plinth for shelves. Extension module.

387 400 2015 ZCA541
775 400 2015 ZCA581

281
329



Set of 6 shelves

362 400 25 ZCA530
750 400 25 ZCA570

Melamine (shelves):		Veneer (shelves):	
PA01 PA07 PA06 PA03 PA02	PA08 PA09 PA04 PA10 PA05	NC01 NA01 NA03 NA04	NC02 NC03

258 304 422 510
406 488 754 932



Set of 4 shelves and open shelf box

362 400 25 / 405 ZCA531

Melamine (shelves):				Veneer (shelves):	
PA01 PA07 PA06 PA03 PA02	PA08 PA09 PA04 PA10 PA05	NC01 NA01 NA03 NA04	NC02 NC03		

Melamine (shelves box):				Veneer (shelves box):	
PA01 PA07 PA06 PA03 PA02	PA08 PA09 PA04 PA10 PA05	PA01 PA07 PA06 PA03 PA02	PA08 PA09 PA04 PA10 PA05	NC01 NA01 NA03 NA04	NC02 NC03






303 333 329 359 543 647









Set of 4 shelves and 1 closed shelf box


362 400 25 / 405 ZCA532


329 362 355 388 591 710


Description	W	D	H	Code	Price, GBP (RRP)					
					Melamine (shelves):				Veneer (shelves):	
					PA01 PA06 PA02	PA07 PA03	PA08 PA04 PA10	PA09 PA05	NC01 NA01 NA03 NA04	NC02 NC03
					Melamine (shelves box):				Veneer (shelves box):	
					PA01 PA07 PA06 PA03 PA02	PA08 PA09 PA04 PA10 PA05	PA01 PA07 PA06 PA03 PA02	PA08 PA09 PA04 PA10 PA05	NC01 NA01 NA03 NA04	NC02 NC03
 Set of 2 shelves, closed and open shelf boxes	362	400	25 / 405	ZCA535	381	444	392	455	712	861
 Set of 3 shelves and open shelf box	362	400	25 / 785	ZCA533	310	347	333	370	577	710
 Set of shelf, open and closed shelf boxes	362	400	25 / 405 / 785	ZCA536	384	454	395	465	750	921
 Set of 5 shelves and planter box	362	400	25 / 150	ZCA534	303	322	340	359	506	603
 Set of 4 shelves and 2 planter boxes	362	400	25 / 150	ZCA537	362	400	388	426	599	703

Description	W	D	H	Code	Price, GBP (RRP)					
					Melamine (shelves):				Veneer (shelves):	
					PA01 PA06 PA02	PA07 PA03	PA08 PA04 PA10	PA09 PA05	NC01 NA01 NA03 NA04	NC02 NC03
					Melamine (shelves box):				Veneer (shelves box):	
					PA01 PA07 PA06 PA03 PA02	PA08 PA09 PA04 PA10 PA05	PA01 PA07 PA06 PA03 PA02	PA08 PA09 PA04 PA10 PA05	NC01 NA01 NA03 NA04	NC02 NC03
 Set of 3 shelves, planter box and closed shelf box	362	400	25 / 150 / 405	ZCA538	384	436	407	459	680	817
 Set of 4 shelves and open shelf box	750	400	25 / 405	ZCA571	459	496	507	544	872	1072
 Set of 4 shelves and closed shelf box	750	400	25 / 405	ZCA572	503	555	551	603	972	1198
 Set of 2 shelves, closed and open shelf boxes	750	400	25 / 405	ZCA575	551	640	580	669	1101	1352
 Set of 5 shelves and planter box	750	400	25 / 150	ZCA573	480	514	539	573	883	1076

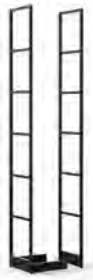
Description	W	D	H	Code	Price, GBP (RRP)					
					Melamine (shelves):				Veneer (shelves):	
					PA01 PA06 PA02	PA07 PA03	PA08 PA04 PA10	PA09 PA05	NC01 NA01 NA03 NA04	NC02 NC03
					Melamine (shelves box):				Veneer (shelves box):	
					PA01 PA07 PA06 PA03 PA02	PA08 PA09 PA04 PA10 PA05	PA01 PA07 PA06 PA03 PA02	PA08 PA09 PA04 PA10 PA05	NC01 NA01 NA03 NA04	NC02 NC03
 Set of 4 shelves and 2 planter boxes	750	400	25 / 150	ZCA576	554	622	602	670	1009	1228

 Set of 3 shelves and closed shelf box	750	400	25 / 785	ZCA574	528	598	569	639	1050	1301
--	-----	-----	----------	--------	-----	-----	-----	-----	------	------

	W	D	H	Code	Price, GBP (RRP)					
					Melamine (shelves):				Veneer (shelves):	
					PA01 PA06 PA02	PA07 PA03	PA08 PA04 PA10	PA09 PA05	NC01 NA01 NA03 NA04	NC02 NC03
					Melamine (shelves box):				Veneer (shelves box):	
					PA01 PA07 PA06 PA03 PA02	PA08 PA09 PA04 PA10 PA05	PA01 PA07 PA06 PA03 PA02	PA08 PA09 PA04 PA10 PA05	NC01 NA01 NA03 NA04	NC02 NC03
					Handle: MA01F MA02F MA03F MA04F MA05F MA06F MA07F					
 Set of 3 shelves, planter box and shelf cabinet with drawer (without lock)	750	400	25 / 150 / 405	ZCA577	709	787	750	828	1238	1497

 Set of 2 shelves, open shelf box and shelf cabinet with drawer (without lock)	750	400	25 / 405	ZCA578	688	769	717	798	1234	1492
---	-----	-----	----------	--------	-----	-----	-----	-----	------	------

Description	W	D	H	Code	Price, GBP (RRP)						
					Metal: MAO1 MAO2 MAO3 MAO4 MAO5 MAO6 MAO7						



Set of metal frames and plinth for shelves. Start and end module.	412	400	2395	ZCA640	547						
	800	400	2395	ZCA680	595						
















































































Metal frame and plinth for shelves. Extension module.	387	400	2395	ZCA641	307						
	775	400	2395	ZCA681	355						








Description	W	D	H	Code	Melamine (shelves):		Veneer (shelves):		
					PA01 PA07 PA06 PA03 PA02	PA08 PA09 PA04 PA10 PA05	NC01 NA01 NA03 NA04	NC02 NC03	
Set of 7 shelves	362	400	25	ZCA630	299	348	492	588	
	750	400	25	ZCA670	477	566	876	1080	



Description	W	D	H	Code	Melamine (shelves):		Veneer (shelves):			
					PA01 PA07 PA06 PA03 PA02	PA08 PA09 PA04 PA10 PA05	NC01 NA01 NA03 NA04	NC02 NC03		
! Sets can be chosen individually and placed in various positions upon assembly.	362	400	25 / 405	ZCA631	340	370	377	407	609	732

Description	W	D	H	Code	Price, GBP (RRP)						
					Melamine (shelves):				Veneer (shelves):		
					PA01 PA06 PA02	PA07 PA03	PA08 PA04 PA10	PA09 PA05	NC01 NA01 NA03 NA04	NC02 NC03	
					Melamine (shelves box):				Veneer (shelves box):		
					PA01 PA07 PA06 PA03 PA02	PA08 PA09 PA04 PA10 PA05	PA01 PA07 PA06 PA03 PA02	PA08 PA09 PA04 PA10 PA05	NC01 NA01 NA03 NA04	NC02 NC03	
                                       	Set of 3 shelves and 2 open shelf boxes	362	400	25 / 405	ZCA637	395	455	418	478	735	883
                               	Set of 3 shelves, open and closed shelf boxes	362	400	25 / 405	ZCA632	421	484	444	507	783	946
                        	Set of 5 shelves and closed shelf box	362	400	25 / 405	ZCA633	366	399	403	436	657	795
                	Set of 3 shelves and 2 closed shelf boxes	362	400	25 / 405	ZCA638	447	513	470	536	831	1009
        	Set of 4 shelves and open shelf box	362	400	25 / 785	ZCA634	351	388	377	414	647	788

Description	W	D	H	Code	Price, GBP (RRP)					
					Melamine (shelves):				Veneer (shelves):	
					PA01 PA06 PA02	PA07 PA03	PA08 PA04 PA10	PA09 PA05	NC01 NA01 NA03 NA04	NC02 NC03
Melamine (shelves box):				Veneer (shelves box):						
PA01 PA07 PA06 PA03 PA02	PA08 PA09 PA04 PA10 PA05	PA01 PA07 PA06 PA03 PA02	PA08 PA09 PA04 PA10 PA05	NC01 NA01 NA03 NA04	NC02 NC03					
 Set of 2 shelves, closed and open shelf boxes	362	400	25 / 405 / 785	ZCA635	429	499	440	510	816	1002
 Set of 3 shelves, open shelf box and planter box	362	400	25 / 150 / 785	ZCA639	406	462	429	485	736	895
 Set of 5 shelves and 2 planter boxes	362	400	25 / 150	ZCA636	399	437	436	474	665	788
 Set of 4 shelves, planter box and closed shelf box	362	400	25 / 150 / 405	ZCA642	425	477	451	503	750	895
 Set of 5 shelves and open shelf box	750	400	25 / 405	ZCA671	525	562	584	621	1001	1227

Description	W	D	H	Code	Price, GBP (RRP)					
					Melamine (shelves):				Veneer (shelves):	
					PA01 PA06 PA02	PA07 PA03	PA08 PA04 PA10	PA09 PA05	NC01 NA01 NA03 NA04	NC02 NC03
					Melamine (shelves box):				Veneer (shelves box):	
					PA01 PA07 PA06 PA03 PA02	PA08 PA09 PA04 PA10 PA05	PA01 PA07 PA06 PA03 PA02	PA08 PA09 PA04 PA10 PA05	NC01 NA01 NA03 NA04	NC02 NC03
 Set of 3 shelves, open and closed shelf boxes	750	400	25 / 405	ZCA672	617	706	658	747	1223	1508
 Set of 5 shelves and closed shelf box	750	400	25 / 405	ZCA673	569	621	628	680	1101	1353
 Set of 5 shelves and 2 planter boxes	750	400	25 / 150	ZCA674	620	688	679	747	1138	1383
 Set of 4 shelves and closed shelf box	750	400	25 / 785	ZCA675	599	669	647	717	1172	1449
 Set of 2 shelves, open and closed shelf boxes	750	400	25 / 405 / 785	ZCA676	647	754	676	783	1301	1603

Description	W	D	H	Code	Price, GBP (RRP)							
					Melamine (shelves):				Veneer (shelves):			
					PA01 PA06 PA03 PA02	PA07 PA09 PA04 PA10 PA05	PA08 PA09 PA04 PA10 PA05	NC01 NA01 NA03 NA04	NC02 NC03			
					Melamine (shelves box):				Veneer (shelves box):			
					PA01 PA07 PA06 PA03 PA02	PA08 PA09 PA04 PA10 PA05	PA01 PA07 PA06 PA03 PA02	PA08 PA09 PA04 PA10 PA05	NC01 NA01 NA03 NA04	NC02 NC03		
					Handle: MA01F MA02F MA03F MA04F MA05F MA06F MA07F							



Set of 3 shelves, 2 planter boxes and shelf cabinet with drawer (without lock)

750 400 25 / 150 / 405 ZCA677

849 961 890 1002 1493 1804



Set of 3 shelves, open shelf box and shelf cabinet with drawer (without lock)

750 400 25 / 405 ZCA678

754 835 795 876 1356 1648

Description	W	D	H	Code	Price, GBP (RRP)						
					Melamine (shelves):				Veneer (shelves):		
					PA01 PA06 PA03 PA02	PA07 PA09 PA04 PA10 PA05	PA08 PA09 PA04 PA10 PA05	NC01 NA01 NA03 NA04	NC02 NC03		
					Metal: MA01 MA02 MA03 MA04 MA05 MA06 MA07						



Set of metal frame, planter box and plinth

800 400 875 ZCC280

584 625 743 828

Description	W	D	H	Code	Price, GBP (RRP)						
					Melamine (shelves):				Veneer (shelves):		
					PA01 PA06 PA03 PA02	PA07 PA09 PA04 PA10 PA05	PA08 PA09 PA04 PA10 PA05	NC01 NA01 NA03 NA04	NC02 NC03		
					Melamine (shelves box):				Veneer (shelves box):		
					PA01 PA07 PA06 PA03 PA02	PA08 PA09 PA04 PA10 PA05	PA01 PA07 PA06 PA03 PA02	PA08 PA09 PA04 PA10 PA05	NC01 NA01 NA03 NA04	NC02 NC03	
					Metal: MA01 MA02 MA03 MA04 MA05 MA06 MA07						


! Sets can be chosen individually and placed in various positions upon assembly.





Set of metal frame, 2 shelves, planter box and plinth






800 400 1255 ZCC380

747 781 776 810 980 1087

Description	W	D	H	Code	Price, GBP (RRP)			
					Melamine (shelves):		Veneer (shelves):	
 Set of metal frame, planter box, cabinet with drawer (without lock) and plinth	800	400	1255	ZCC381	PA01 PA07 PA06 PA03 PA02	PA08 PA09 PA04 PA10 PA05	NC01 NA01NA03 NA04	NC02 NC03
					Metal: MA01MA02 MA03 MA04 MA05 MA06 MA07			
					Handle: MA01F MA02F MA03F MA04F MA05F MA06F MA07F			
					976	1054	1331	1501









Description	W	D	H	Code	Price, GBP (RRP)				
					Melamine (shelves):		Veneer (shelves):		
 Set of metal frame, 3 shelves, planter box and plinth	800	400	1635	ZCC480	PA01 PA07 PA06 PA03 PA02	PA08 PA09 PA04 PA10 PA05	NC01 NA01 NA03 NA04	NC02 NC03	
					Melamine (shelves box):		Veneer (shelves box):		
					PA01 PA08 PA07 PA09 PA06 PA04 PA03 PA10 PA02 PA05	PA01 PA07 PA06 PA04 PA03 PA03 PA02 PA02	PA08 PA09 PA04 PA04 PA10 PA10 PA05 PA05	NC01 NA01 NA03 NA04	NC02 NC03
					Metal: MA01MA02 MA03 MA04 MA05 MA06 MA07				
Handle: MA01F MA02F MA03F MA04F MA05F MA06F MA07F									
875	909	916	950	1164	1305				

Description	W	D	H	Code	Price, GBP (RRP)				
					Melamine (shelves):		Veneer (shelves):		
 Set of metal frame, shelf, planter box, cabinet with drawer (without lock) and plinth	800	400	1635	ZCC481	PA01 PA07 PA06 PA03 PA02	PA08 PA09 PA04 PA10 PA05	NC01 NA01 NA03 NA04	NC02 NC03	
					Melamine (shelves box):		Veneer (shelves box):		
					PA01 PA08 PA07 PA09 PA06 PA04 PA03 PA10 PA02 PA05	PA01 PA07 PA06 PA04 PA03 PA03 PA02 PA02	PA08 PA09 PA04 PA04 PA10 PA10 PA05 PA05	NC01 NA01 NA03 NA04	NC02 NC03
					Metal: MA01MA02 MA03 MA04 MA05 MA06 MA07				
Handle: MA01F MA02F MA03F MA04F MA05F MA06F MA07F									
1112	1190	1127	1205	1522	1722				









Description	W	D	H	Code	Price, GBP (RRP)			
					Melamine (shelves):			
					PA01 PA07 PA06 PA03 PA02	PA08 PA09 PA04 PA10 PA05		
					Metal: MA01 MA02 MA03 MA04 MA05 MA06 MA07			
Suitable only for CHOICE cabinets (800mm width)								
 Set of metal frame and 6 shelves for mounting on cabinets (only 800mm width)	800	400	785	ZCB280	422		462	
					Melamine (shelves):			
					PA01 PA07 PA06 PA03 PA02	PA08 PA09 PA04 PA10 PA05		
					Melamine (shelves box):			
					PA01 PA07 PA06 PA03 PA02	PA08 PA09 PA04 PA10 PA05	PA01 PA07 PA06 PA03 PA02	PA08 PA09 PA04 PA10 PA05
! Sets can be chosen individually and placed in various positions upon assembly.					Metal: MA01 MA02 MA03 MA04 MA05 MA06 MA07			
 Set of metal frame, shelf and planter box for mounting on cabinets (only 800mm width)	800	400	785	ZCB281	451	485	462	496
 Set of metal frame, 2 shelves and 2 open shelf boxes for mounting on cabinets (only 800mm width)	800	400	785	ZCB282	544	603	555	614
 Set of metal frame, 2 shelves and 2 closed shelf boxes for mounting on cabinets (only 800mm width)	800	400	785	ZCB283	603	669	614	680
					Melamine (shelves):			
					PA01 PA07 PA06 PA03 PA02	PA08 PA09 PA04 PA10 PA05		
					Metal: MA01 MA02 MA03 MA04 MA05 MA06 MA07			
 Set of metal frame and 8 shelves for mounting on cabinets (only 800mm width)	800	400	1165	ZCB380	592		650	

Description	W	D	H	Code	Price, GBP (RRP)			
					Melamine (shelves):			
					PA01 PA02	PA07 PA06 PA03	PA08 PA09 PA04 PA10 PA05	PA08 PA09 PA04 PA10 PA05
					Melamine (shelves box):			
					PA01 PA06 PA03 PA02	PA07 PA08 PA09 PA04 PA10 PA05	PA01 PA07 PA06 PA03 PA02	PA08 PA09 PA04 PA10 PA05
					Metal: MA01 MA02 MA03 MA04 MA05 MA06 MA07			
	800	400	1165	ZCB381	561	595	583	617
	800	400	1165	ZCB382	666	703	706	743
	800	400	1165	ZCB383	765	854	776	865
	800	400	1165	ZCB384	802	880	820	898
	800	400	1165	ZCB385	717	755	757	795
					Melamine (shelves):			
					PA01 PA02	PA07 PA06 PA03	PA08 PA09 PA04 PA10 PA05	PA08 PA09 PA04 PA10 PA05
					Metal: MA01 MA02 MA03 MA04 MA05 MA06 MA07			
	800	400	1545	ZCB480	733		813	

Description	W	D	H	Code	Price, GBP (RRP)			
					Melamine (shelves):			
					PA01 PA07 PA06 PA03 PA02	PA08 PA09 PA04 PA10 PA05		
					Melamine (shelves box):			
					PA01 PA07 PA06 PA03 PA02	PA08 PA09 PA04 PA10 PA05	PA01 PA07 PA06 PA03 PA02	PA08 PA09 PA04 PA10 PA05
					Metal: MA01 MA02 MA03 MA04 MA05 MA06 MA07			
	800	400	1545	ZCB481	880	939	920	979
	800	400	1545	ZCB482	877	944	917	984
	800	400	1545	ZCB483	973	1091	984	1102
	800	400	1545	ZCB484	984	1081	1013	1110
	800	400	1545	ZCB485	939	996	990	1047

Description	W	D	H	Code	Price, GBP (RRP)				
					Melamine:		Veneer:		
					PA01 PA06 PA03 PA02	PA07 PA08 PA09 PA04 PA10 PA05	NC01 NA01NA03 NA04	NC02 NC03	
	Back panel (1 pcs.)	362	355	25	G1B0102	67	70	92	100
		750	355	25	G1B0147	81	89	126	140
	Back panels (3 pcs.)	362	355	25	G1B0103	200	211	277	299
		750	355	25	G1B0148	244	266	377	421
PET felt									
	PET felt back panel (1 pcs.)	362	355	22	G1Z0042			122	
		750	355	22	G1Z0044			133	
	PET felt back panels (3 pcs.)	362	355	22	G1Z0043			366	
		750	355	22	G1Z0045			399	
Metal: MA01 MA02 MA03 MA04 MA05 MA06 MA07									
Pattern type: ZE10									
	Perforated metal sheet back panel (1 pcs.)	362	355	20	G1M0048			81	
		750	355	20	G1M0050			107	
	Perforated metal sheet back panel (3 pcs.)	362	355	20	G1M0049			244	
		750	355	20	G1M0051			322	
Metal: MA01 MA02 MA03 MA04 MA05 MA06 MA07									
	Metal planter box	360	407	160	G9A0147			100	
		748	407	160	G9A0148			148	
Metal: MA01 MA02 MA03 MA04 MA05 MA06 MA07									
	Metal screen holder with VESA mount	362	57 (25)*	355	G9A0149			59	
		750	57 (25)*	355	G9A0150			85	

* VESA mount depth

Description	W	D	H	Code	Price, GBP (RRP)							
					Metal: MA01	MA02	MA03	MA04	MA05	MA06	MA07	
 Metal cable tray for cable management, fixing to a metal frame	1245	51	13	G9A0151								18
 Metal book-end, R/H	250	160	230	G9A0152								26
 Metal book-end, L/H	250	160	230	G9A0153								26
					PET felt							
 PET felt basket	358	130	280	G9A0154								96
					Accessories							
 Set of fixing components for wall (2pcs.)				G6F0193								7
 Set of connecting components for shelves combination connection (2 pcs.)				G6F0194								18
 Counterweight for 400mm width metal frame (3pcs.), 6kg				G1N0005								37
 Counterweight for 800mm width metal frame (3pcs.), 12kg				G1N0010								74

Description	W	D	H	Code	Price, GBP (RRP)							
					Melamine (shelves box):				Veneer (shelves box):			

PA01 PA06 PA02	PA07 PA03	PA08 PA04 PA10	PA09 PA05	NC01 NA03	NA01 NA04	NC02 NC03
----------------------	--------------	----------------------	--------------	--------------	--------------	--------------

Metal:	MA01	MA02	MA03	MA04	MA05	MA06	MA07
--------	------	------	------	------	------	------	------



Assembled set of metal frame, planter box and plinth

669	717	850	946
-----	-----	-----	-----

Melamine (shelves):				Veneer (shelves):			
PA01 PA06 PA02	PA07 PA03	PA08 PA04 PA10	PA09 PA05	NC01 NA03 NA04	NC02 NC03		
Melamine (shelves box):				Veneer (shelves box):			
PA01 PA07 PA06 PA03 PA02	PA08 PA09 PA04 PA10 PA05	PA01 PA07 PA06 PA03 PA02	PA08 PA09 PA04 PA10 PA05	NC01 NA01 NA03 NA04	NC02 NC03		
Metal:	MA01	MA02	MA03	MA04	MA05	MA06	MA07

! Sets can be chosen individually and placed in various positions upon assembly.



Assembled set of metal frame, 2 shelves, planter box and plinth

861	894	891	931	1120	1249
-----	-----	-----	-----	------	------



Assembled set of metal frame, planter box, cabinet with drawer (without lock) and plinth

1124	1212	1526	1722
------	------	------	------








Assembled set of metal frame, 3 shelves, planter box and plinth







1005	1046	1053	1090	1334	1501
------	------	------	------	------	------







Assembled set of metal frame, shelf, planter box, cabinet with drawer (without lock) and plinth

1275	1364	1294	1382	1748	1981
------	------	------	------	------	------

Description	W	D	H	Code	Price, GBP (RRP)					
					Melamine (shelves):					
					PA01 PA03	PA07 PA02	PA06 PA02	PA08 PA10	PA09 PA05	PA04
					Metal: MA01 MA02 MA03 MA04 MA05 MA06 MA07					
Suitable only for CHOICE cabinets (800mm width)										
 Assembled set of metal frame and 6 shelves for mounting on cabinets (only 800mm width)	800	400	785	G1S0505	488		540			
					Melamine (shelves):					
					PA01 PA03	PA07 PA02	PA06 PA02	PA08 PA10	PA09 PA05	PA04
					Metal: MA01 MA02 MA03 MA04 MA05 MA06 MA07					
					Melamine (shelves box):					
					PA01 PA07 PA06 PA03 PA02	PA08 PA09 PA04 PA10 PA05	PA01 PA07 PA06 PA03 PA02	PA08 PA09 PA04 PA10 PA05		
! Sets can be chosen individually and placed in various positions upon assembly.					Metal: MA01 MA02 MA03 MA04 MA05 MA06 MA07					
 Assembled set of metal frame, shelf and planter box for mounting on cabinets (only 800mm width)	800	400	785	G1S0506	514	551	532	565		
 Assembled set of metal frame, 2 shelves and 2 open shelf boxes for mounting on cabinets (only 800mm width)	800	400	785	G1S0507	632	691	643	702		
 Assembled set of metal frame, 2 shelves and 2 closed shelf boxes for mounting on cabinets (only 800mm width)	800	400	785	G1S0508	691	772	702	784		
					Melamine (shelves):					
					PA01 PA03	PA07 PA02	PA06 PA02	PA08 PA10	PA09 PA05	PA04
					Metal: MA01 MA02 MA03 MA04 MA05 MA06 MA07					
 Assembled set of metal frame and 8 shelves for mounting on cabinets (only 800mm width)	800	400	1165	G1S0509	680		743			

Description	W	D	H	Code	Price, GBP (RRP)					
					Melamine (shelves):					
					PA01 PA03	PA07 PA02	PA06 PA02	PA08 PA10	PA09 PA05	PA04 PA05
					Melamine (shelves box):					
					PA01 PA07 PA06 PA03 PA02	PA08 PA09 PA04 PA10 PA05	PA01 PA07 PA06 PA03 PA02	PA08 PA09 PA04 PA10 PA05		
					Metal: MA01 MA02 MA03 MA04 MA05 MA06 MA07					
					G1S0510	647	684	673	710	
					G1S0511	761	806	809	854	
					G1S0512	872	972	883	987	
					G1S0513	917	1005	939	1031	
					G1S0514	821	865	869	917	
					Melamine (shelves):					
					PA01 PA03	PA07 PA02	PA06 PA02	PA08 PA10	PA09 PA05	PA04 PA05
					Metal: MA01 MA02 MA03 MA04 MA05 MA06 MA07					
					G1S0515	839		939		

Description	W	D	H	Code	Price, GBP (RRP)			
					Melamine (shelves):			
					PA01 PA06	PA07 PA03 PA02	PA08 PA09 PA04 PA10 PA05	PA08 PA09 PA04 PA10 PA05
					Melamine (shelves box):			
					PA01 PA07 PA06 PA03 PA02	PA08 PA09 PA04 PA10 PA05	PA01 PA07 PA06 PA03 PA02	PA08 PA09 PA04 PA10 PA05
					Metal: MA01 MA02 MA03 MA04 MA05 MA06 MA07			
 Assembled set of metal frame, 6 shelves, open and closed shelf boxes for mounting on cabinets (only 800mm width)	800	400	1545	G1S0516	1005	1083	1057	1135
 Assembled set of metal frame, 5 shelves and 2 open shelf boxes for mounting on cabinets (only 800mm width)	800	400	1545	G1S0517	1002	1083	1053	1135
 Assembled set of metal frame, 2 shelves and 4 open shelf boxes for mounting on cabinets (only 800mm width)	800	400	1545	G1S0518	1124	1249	1138	1264
 Assembled set of metal frame, 4 shelves, 2 open shelf boxes and 2 planter boxes for mounting on cabinets (only 800mm width)	800	400	1545	G1S0519	1135	1238	1164	1271
 Assembled set of metal frame, 7 shelves and 3 planter boxes for mounting on cabinets (only 800mm width)	800	400	1545	G1S0520	1064	1138	1135	1198

CHOICE



Technical information

Types

- Locker (1)
- Open wardrobe (2)
- Cabinet with 2 doors and a niche with fabric panels (3)

1



2



3



Locker (1)

Sides, top, bottom and back panel

- Sides, top and bottom - 18 mm MFC (melamine) with 1 mm ABS edging;
- Back panel - 18 mm MFC (melamine);
- Side walls have holes which can be hidden with plastic covers;
- Colour of the plastic covers matches the colour of the carcass.

Shelves

- 18 mm MFC (melamine) with 1 mm ABS edging;
- Load capacity - 20 kg.

Plastic legs

- Black plastic height levelling legs, H=17 mm +10 mm.

Plinth

- Made of 18 mm MFC (melamine) with 1 mm ABS edging, H= 100 mm;
- Height levelling legs +10 mm.

Doors

- Doors with hinges in 18 mm MFC (melamine) with 1 mm edging;
- Door with hinges in 18 mm veneer faced chipboard with 1,5 mm ABS edging;
- Doors with hinges in 17,5 - 18 mm HPL faced chipboard with 2 mm ABS edging;
- 107° opening angle with soft closing function.

Perforated metal sheet doors

- Frame - 20×20 mm welded metal tube;
- Door panel made of 1 mm metal sheet with Ø8 mm perforation;
- 95° opening angle with soft closing function;
- Powder coated metal.

Locks

- Cylinder lock with retention for personal use (AP);
- Combination lock for personal use (BP);
- Combination lock for shared use (BS);
- Electronic keypad lock for shared use (CS);
- Electronic touchscreen RFID/keypad lock for shared or personal use (ES)*
- Electronic hidden RFID lock for shared or personal use (FS);**

*Works with all MIFARE® Classic cards or MIFARE® Desfire Evo II cards.

** Works with all MIFARE® Classic (13,56 MHz) cards.

Open wardrobe (2)

Sides, top, bottom and back panel

- Sides, top and bottom - 18 mm MFC (melamine) with 1 mm ABS edging;
- Back panel - 18 mm MFC (melamine);
- Side walls will always have holes which can be hidden with plastic covers;
- Colour of the plastic covers matches the colour of carcass.

Shelves

- 18 mm MFC (melamine) with 1 mm ABS edging;
- Load capacity - 20 kg.

Metal hanging rail

- Coated in chrome.

Plastic legs

- Black plastic height levelling legs, H=17 mm +10 mm.

Plinth

- Made of 18 mm MFC (melamine) with 1 mm ABS edging, H= 100 mm;
- Height levelling legs +10 mm.

Cabinet with 2 doors and a niche with fabric panel (3)

Sides, top, bottom and back panel

- Sides, top and bottom - 18 mm MFC (melamine) with 1 mm ABS edging;
- Back panel - 18 mm MFC (melamine);
- Side walls will always have holes which can be hidden with plastic covers;
- Colour of the plastic covers matches the colour of the carcass.

Doors

- Doors with hinges in 18 mm MFC (melamine) with 1 mm;
- Door with hinges in 18 mm veneer faced chipboard with 1,5 mm ABS edging;
- Doors with hinges in 17,5 - 18 mm HPL faced chipboard with 2 mm ABS edging;
- 107° opening angle with soft closing function;
- Not designed to use on a daily basis.

Fabric panels

- Base 16mm MFC (melamine);
- 16 mm foam VB3842 (density: 36-39 kg/m³) (for sides, back and top);
- 60 mm foam VB3842 (density: 36-39 kg/m³) (for bottom);
- Upholstered with fabric.

Plastic legs

- Black plastic height levelling legs, H=17 mm +10 mm.

Plinth:

- Made of 18 mm MFC (melamine) with 1 mm ABS edging, H= 100 mm;
- Height levelling legs +10 mm.

Additional parts (optional)

Planter box (1)

- 16 mm MFC (melamine) with 1, mm ABS edging;
- Load capacity – 20 kg.

Top panels (2)

- 16 MFC (melamine) with 1 mm ABS edging;
- 17 mm chipboard, covered in wood veneer with 1,5 mm edging.

Hook for clothes (3)

- Made of 2 mm metal sheet;
- Powder coated metal;
- Dimensions: 20x28, H=62 mm.

Plexiglas name card holder (4)

- Adhesive organic glass inserts for name cards (90x60x1,5mm).

Metal shelves (5)

- Central metal shelf for letters (thickness 0,8 mm): external dimensions 380x316 mm, H=108 mm, internal dimensions 300x300 mm, H=100 mm;
- Right metal shelf (thickness 0,8 mm): external dimensions 340x316 mm, H=140 mm, internal dimensions 300x300 mm, H=100 mm;
- Powder coated metal.

Keys for AP lock (6)

- Master key – provides user access in case of lost user key;
- Removal key – used to remove cylinder lock in the case of changing lock;
- Cylinder lock – used to replace the old cylinder that requires change.

Keys for BP and BS locks (7)

- Master key – provides lock access in case of forgotten user code;
- Programming pin (only for BP version) – necessary to set the user code.

Master / Manager cards for ES and FS locks (8)

- Card for ES and FS locks – universal card that could be programmed as User card, Master card or Manager card. For more information, please check user manual.
- User card always included together with lock;
- Recommended 2 or 3 Master and Manager cards per office. Up to 3 Master and Manager cards may be registered to each lock.

Programming Key for CS locks (9)

- Registers Managers Bypass Keys;
- Provides lock access in case of forgotten user code;
- Allows management audit/inspection;
- 1 Programming Key required per lock system;
- Recommended one Programming key per office.

Manager Bypass Key for CS locks (10)

- Provides lock access in case of forgotten user code;
- Allows management audit/inspection;
- Provides external power in case of battery failure;
- Up to 25 Manager Bypass Keys may be registered per lock;
- Recommended: one or two Manager keys per office.

Stickers (11)

- For doors with FS locks;
- Transparent, matte black or white.



Range

Inner dimensions

W = 414 mm

D = 460 mm

H = 430 mm




Inner dimensions

W = 414 mm

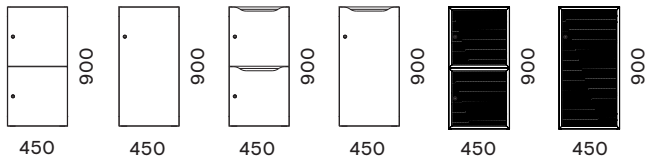
D = 460 mm

H = 860 mm

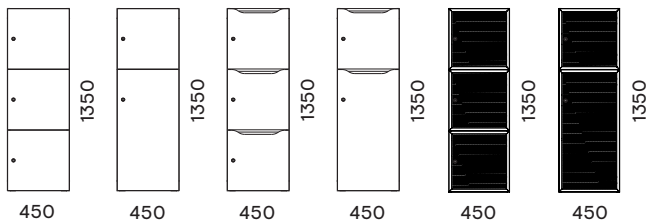


Lockers

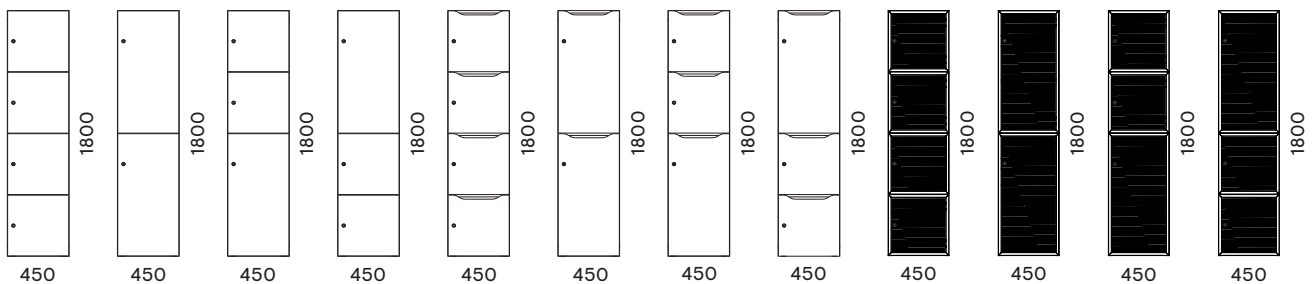
D = 500 mm



D = 500 mm

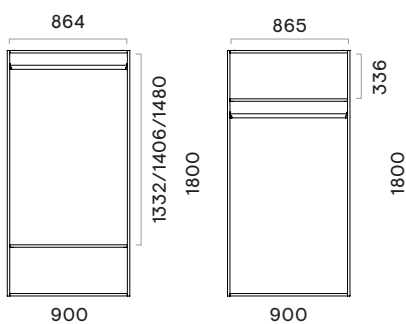


D = 500 mm



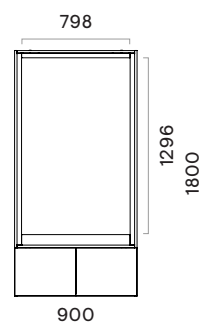
Open wardrobe

D = 500 mm



Cabinet with 2 doors and a niche with fabric panels


D = 500 mm
SD = 445 mm



Additional information

Locker columns, wardrobe and cabinet with 2 doors and niche assembling

- Columns have holes in the side walls through which the segments are connected. First of all, you need to calibrate the height of all columns. Make sure that they all are at the same height. Then, you have to fasten the segments with fittings: bushing and screw. If you do not want to connect the columns, or the row has ended and you can see the holes, there are covers included in the package which you can use to hide the holes. Further details on how to connect the cabinet are explained in the assembly instructions. Please, note that only columns with the same height can be connected in the row.
- It is not recommended to place wardrobe and niche on the sides of the combination.



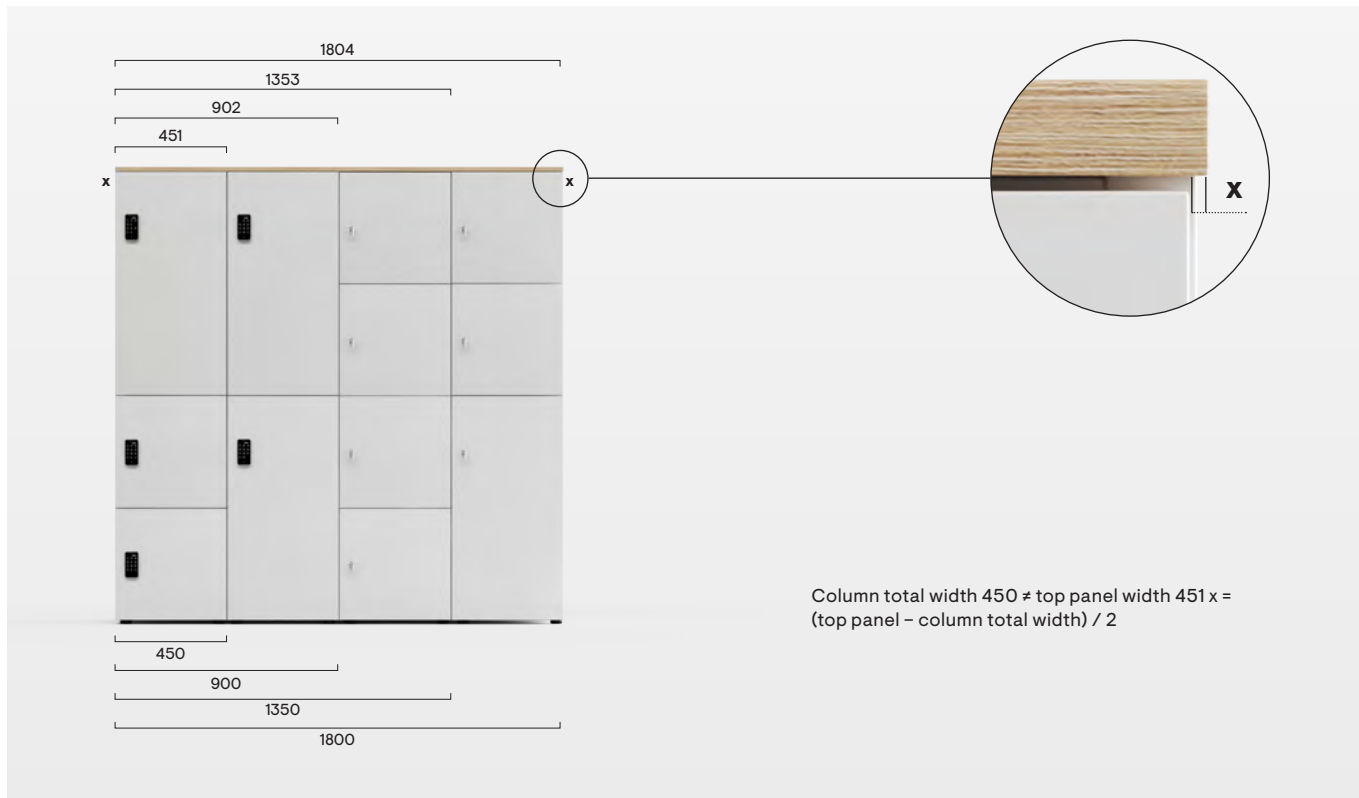
Planter box fixing

- Planter boxes are attached to the top panel with screws. Screws are included in the kit.



Top panel assembly

- When the height of all columns is calibrated and the segments are connected, the top can be assembled. First you need to put the top panel on the columns. Then, fasten it with the wood screws, through the base holes in the column roof. After that, the top will be fixed to the columns.
- The top panels (width and depth) are slightly larger than the measurements of the possible combination of columns. For example, combinations for which a decorative roof is offered can be in these measurements: 450 mm, 900 mm, 1350 mm, and 1800 mm. But the decor panels are 451 mm, 902 mm, 1353 mm and 1804 mm respectively. Thus, there is a 1 mm tolerance to every additional column.



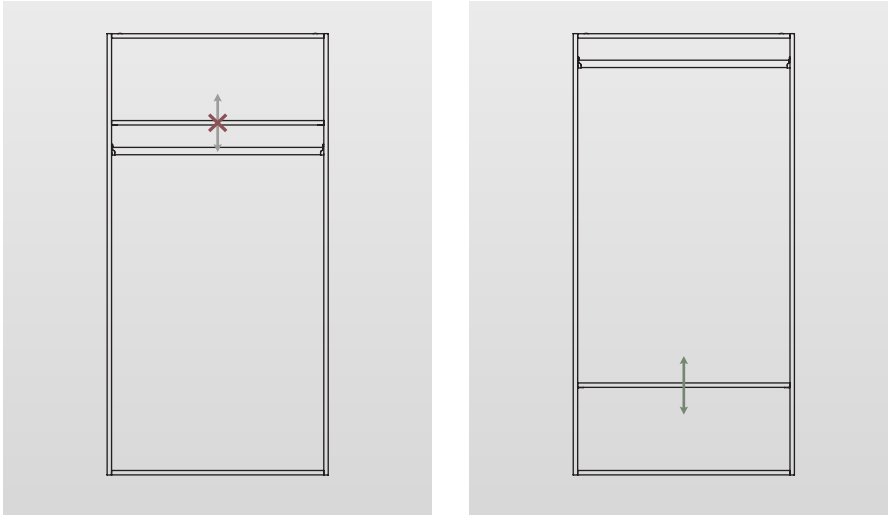
Fabric panels

- If needed, fabric panels can be easily removed and replaced with new ones. They are fixed using screws.



Wardrobe shelving

- The upper shelf is not adjustable, but the lower shelf can be adjusted in three different positions.




Colour combining for doors

- When ordering lockers with doors, the doors will always be in the same colour and material. However, during assembly it is possible to assemble the locker as needed to attain different colour combinations.














- When ordering assembled lockers, the doors can also be easily removed and changed without any tools. However, it is important that the door lock types match.



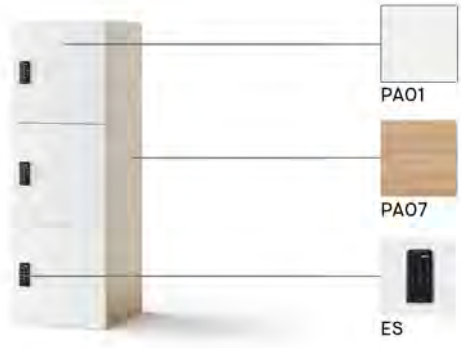
FS lock

- This lock, unlike others, is hidden behind the door and is not visible from the outside. If needed, it is possible to mark the door with an indication where to tap the card. The doors open automatically after holding the card in front of the lock (there is built-in spring-loaded door latch).


Available locks and configurations

Type of lock	Unlocking mechanism	Type of use	Master key	Must be ordered	Optional
	AP Key	Personal	G6F0380 	×	Master key (G6F0380) Removal key (G6F0403) Cylinder lock with 2 keys (G6F0382)
	BP Code	Personal	G6F0100  G6F0505 	×	Master key (G6F0100) Programming pin (G6F0505)
	BS Code	Shared	G6F0100	×	Master key (G6F0100)
	CS Code	Shared	G6F0421  G6F0422 	×	Manager key (G6F0421): one/two per office Programming key (G6F0422): one per office
	ES Code / Card	Personal or shared	Card for ES and FS locks, G6F0503	Card for ES and FS locks, G6F0503: two/three as Master and Manager card per office	RFID sticker for ES and FS locks G6F0504
	FS Card	Personal or shared	Card for ES and FS locks, G6F0503	Card for ES and FS locks, G6F0503: two/three as Master and Manager card per office	RFID sticker for ES and FS locks G6F0504 Sticker for doors with FS locks G6F0509 / G6F0510

Ordering example



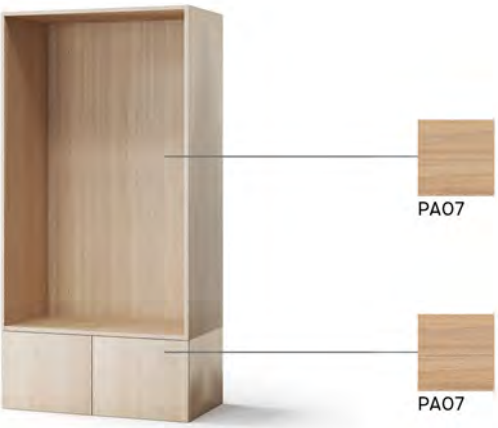
G1S0120.	PA01.	PA07.	ES
Product	Doors	Carcass	Lock type











G1S0080.	MA03.	PA07.	ES.	ZE10
Product	Doors	Carcass	Lock type	Pattern











COZ167.	GB12
Product	Fabric panels





G1S0460.	PA07.	PA07
Product	Doors	Carcass

Description	W	D	H	Code	Price, GBP (RRP)						
					Metal (doors): MA01 MA02 MA03 MA04 MA05 MA06 MA07						
					Pattern type: ZE10						
When ordering lockers with electronic locks ES, manager card G6F0503 must be ordered.					Melamine:						
When ordering lockers with electronic locks CS, manager key G6F0421, programming key G6F0422 must be ordered too.					PA07	PA09	PA07	PA09	PA07	PA09	
					PA01	PA08	PA01	PA08	PA01	PA08	
					PA06	PA04	PA06	PA04	PA06	PA04	
					PA02	PA10	PA02	PA10	PA02	PA10	
					PA03	PA05	PA03	PA05	PA03	PA05	
					Type of lock:						
					AP		BP BS		CS ES		
	Single row locker with 2 small lockable perforated metal doors (without base)	450	500	900	C2D090	488	551	584	647	850	913
	Single row locker with 1 big lockable perforated metal door (without base)	450	500	900	C2D091	354	410	410	466	532	588
	Single row locker with 3 small lockable perforated metal doors (without base)	450	500	1350	C3D130	706	791	850	935	1249	1334
	Single row locker with 1 small and 1 big lockable perforated metal door (without base)	450	500	1350	C3D131	580	661	684	765	939	1020
	Single row locker with 4 small lockable perforated metal doors (without base)	450	500	1800	C4D180	946	1053	1138	1245	1670	1777
	Single row locker with 2 big lockable perforated metal doors (without base)	450	500	1800	C4D181	679	775	791	887	1035	1131
	Single row locker with 2 small and 1 big lockable perforated metal doors (without base)	450	500	1800	C4D182	802	912	954	1064	1342	1452
	Single row locker with 1 big and 2 small lockable perforated metal doors (without base)	450	500	1800	C4D183	802	912	954	1064	1342	1452





Description	W	D	H	Code	Price, GBP (RRP)					
					Melamine (doors):		HPL / Veneer (doors):	Melamine (doors):		HPL / Veneer (doors):
					PA01 PA07 PA06 PA02 PA03	PA04 PA08 PA09 PA10 PA05	HA01 HA02 HA03 HA04 HA19 NA01	PA01 PA07 PA06 PA02 PA03	PA04 PA08 PA09 PA10 PA05	HA01 HA02 HA03 HA04 HA19 NA01
					Melamine (carcass):					
					PA07 PA03	PA01 PA06 PA02	PA09 PA08 PA04 PA10 PA05			
					Type of lock: AP					
 Single row locker with 2 small doors, with cylinder lock (without base)	450	500	900	C2C090	326	332	444	389	395	507
 Single row locker with 1 big door, with cylinder lock (without base)	450	500	900	C2C091	229	244	351	285	300	407
 Single row locker with 3 small doors, with cylinder lock (without base)	450	500	1350	C3C130	463	472	640	548	557	725
 Single row locker with 1 small and 1 big doors, with cylinder lock (without base)	450	500	1350	C3C131	374	392	555	455	473	636
 Single row locker with 4 small doors, with cylinder lock (without base)	450	500	1800	C4C180	622	634	858	729	741	965
 Single row locker with 2 big doors, with cylinder lock (without base)	450	500	1800	C4C181	429	459	673	525	555	769
 Single row locker with 2 small and 1 big doors, with cylinder lock (without base)	450	500	1800	C4C182	515	536	755	625	646	865
 Single row locker with 1 big and 2 small doors, with cylinder lock (without base)	450	500	1800	C4C183	515	536	755	625	646	865

Description	W	D	H	Code	Price, GBP (RRP)					
					Melamine (doors):		HPL / Veneer (doors):	Melamine (doors):		HPL / Veneer (doors):
					PA01 PA07 PA06 PA02 PA03	PA04 PA08 PA09 PA10 PA05	HA01 HA02 HA03 HA04 HA19 NA01	PA01 PA07 PA06 PA02 PA03	PA04 PA08 PA09 PA10 PA05	HA01 HA02 HA03 HA04 HA19 NA01
					Melamine (carcass):					
					PA07 PA03	PA01 PA06 PA02	PA06 PA02	PA09 PA08 PA04 PA10 PA05	PA09 PA08 PA04 PA10 PA05	PA09 PA08 PA04 PA10 PA05
					Type of lock: AP					
 Single row locker with 2 small doors, with cylinder lock (with mail slot; shelves to be ordered separately; without base)	450	500	900	C2C092	332	348	452	395	411	515
 Single row locker with 1 big door, with cylinder lock (with mail slot; shelves to be ordered separately; without base)	450	500	900	C2C093	232	251	354	288	307	410
 Single row locker with 3 small doors, with cylinder lock (with mail slot; shelves to be ordered separately; without base)	450	500	1350	C3C132	472	496	652	557	581	737
 Single row locker with 1 small and 1 big doors, with cylinder lock (with mail slot; shelves to be ordered separately; without base)	450	500	1350	C3C133	380	407	562	461	488	643
 Single row locker with 4 small doors, with cylinder lock (with mail slot; shelves to be ordered separately; without base)	450	500	1800	C4C184	634	666	874	741	773	981
 Single row locker with 2 big doors, with cylinder lock (with mail slot; shelves to be ordered separately; without base)	450	500	1800	C4C185	435	473	679	531	569	775
 Single row locker with 2 small and 1 big doors, with cylinder lock (with mail slot; shelves to be ordered separately; without base)	450	500	1800	C4C186	524	559	766	634	669	876
 Single row locker with 1 big and 2 small doors, with cylinder lock (with mail slot; shelves to be ordered separately; without base)	450	500	1800	C4C187	524	559	766	634	669	876

Description	W	D	H	Code	Price, GBP (RRP)						
					Melamine (doors):		HPL / Veneer (doors):	Melamine (doors):		HPL / Veneer (doors):	
					PA01 PA07 PA06 PA02 PA03	PA04 PA08 PA09 PA10 PA05	HA01 HA02 HA03 HA04 HA19 NA01	PA01 PA07 PA06 PA02 PA03	PA04 PA08 PA09 PA10 PA05	HA01 HA02 HA03 HA04 HA19 NA01	
					Melamine (carcass):						
					PA07 PA03	PA01 PA03	PA06 PA02	PA09 PA05	PA08 PA05	PA04 PA05	PA10
					Type of lock: BP BS						
 Single row locker with 2 small doors, with combination lock (without base)	450	500	900	C2G090	428	444	540	491	507	603	
 Single row locker with 1 big door, with combination lock (without base)	450	500	900	C2G091	281	299	406	337	355	462	
 Single row locker with 3 small doors, with combination lock (without base)	450	500	1350	C3G130	616	640	784	701	725	869	
 Single row locker with 1 small and 1 big doors, with combination lock (without base)	450	500	1350	C3G131	477	503	658	558	584	739	
 Single row locker with 4 small doors, with combination lock (without base)	450	500	1800	C4G180	826	858	1050	933	965	1157	
 Single row locker with 2 big doors, with combination lock (without base)	450	500	1800	C4G181	533	569	783	629	665	879	
 Single row locker with 2 small and 1 big doors, with combination lock (without base)	450	500	1800	C4G182	669	703	906	779	813	1016	
 Single row locker with 1 big and 2 small doors, with combination lock (without base)	450	500	1800	C4G183	669	703	906	779	813	1016	

Description	W	D	H	Code	Price, GBP (RRP)					
					Melamine (doors):		HPL / Veneer (doors):	Melamine (doors):		HPL / Veneer (doors):
					PA01 PA07 PA06 PA02 PA03	PA04 PA08 PA09 PA10 PA05	HA01 HA02 HA03 HA04 HA19 NA01	PA01 PA07 PA06 PA02 PA03	PA04 PA08 PA09 PA10 PA05	HA01 HA02 HA03 HA04 HA19 NA01
					Melamine (carcass):					
					PA07 PA03	PA01 PA03	PA06 PA02	PA09 PA05	PA08 PA05	PA04 PA10
					Type of lock: BP BS					
 Single row locker with 2 small doors, with combination lock (with mail slot; shelves to be ordered separately; without base)	450	500	900	C2G092	444	452	570	507	515	633
 Single row locker with 1 big door, with combination lock (with mail slot; shelves to be ordered separately; without base)	450	500	900	C2G093	288	306	410	344	362	466
 Single row locker with 3 small doors, with combination lock (with mail slot; shelves to be ordered separately; without base)	450	500	1350	C3G132	640	652	829	725	737	914
 Single row locker with 1 small and 1 big doors, with combination lock (with mail slot; shelves to be ordered separately; without base)	450	500	1350	C3G133	492	514	677	573	595	758
 Single row locker with 4 small doors, with combination lock (with mail slot; shelves to be ordered separately; without base)	450	500	1800	C4G184	858	874	1110	965	981	1217
 Single row locker with 2 big doors, with combination lock (with mail slot; shelves to be ordered separately; without base)	450	500	1800	C4G185	547	583	791	643	679	887
 Single row locker with 2 small and 1 big doors, with combination lock (with mail slot; shelves to be ordered separately; without base)	450	500	1800	C4G186	692	718	940	802	828	1050
 Single row locker with 1 big and 2 small doors, with combination lock (with mail slot; shelves to be ordered separately; without base)	450	500	1800	C4G187	692	718	940	802	828	1050









Description	W	D	H	Code	Price, GBP (RRP)					
					Melamine (doors):		HPL / Veneer (doors):	Melamine (doors):		HPL / Veneer (doors):
When ordering lockers with electronic locks ES, manager card G6F0503 must be ordered.					PA01 PA07 PA06 PA02 PA03	PA04 PA08 PA09 PA10 PA05	HA01 HA02 HA03 HA04 HA19 NA01	PA01 PA07 PA06 PA02 PA03	PA04 PA08 PA09 PA10 PA05	HA01 HA02 HA03 HA04 HA19 NA01
When ordering lockers with electronic locks CS, manager key G6F0421, programming key G6F0422 must be ordered too.					Melamine (carcass):					
					PA07 PA03	PA01 PA03	PA06 PA02	PA09 PA05	PA08 PA05	PA04 PA10
					Type of lock: CS ES					
 Single row locker with 2 small doors, with electronic lock (without base)	450	500	900	C2L090	666	672	732	729	735	795
 Single row locker with 1 big door, with electronic lock (without base)	450	500	900	C2L091	399	406	462	455	462	518
 Single row locker with 3 small doors, with electronic lock (without base)	450	500	1350	C3L130	973	982	1072	1058	1067	1157
 Single row locker with 1 small and 1 big doors, with electronic lock (without base)	450	500	1350	C3L131	714	724	810	795	805	891
 Single row locker with 4 small doors, with electronic lock (without base)	450	500	1800	C4L180	1302	1314	1434	1409	1421	1541
 Single row locker with 2 big doors, with electronic lock (without base)	450	500	1800	C4L181	769	783	895	865	879	991
 Single row locker with 2 small and 1 big doors, with electronic lock (without base)	450	500	1800	C4L182	1025	1038	1154	1135	1148	1264
 Single row locker with 1 big and 2 small doors, with electronic lock (without base)	450	500	1800	C4L183	1025	1038	1154	1135	1148	1264











Description	W	D	H	Code	Price, GBP (RRP)					
					Melamine (doors):		HPL / Veneer (doors):	Melamine (doors):		HPL / Veneer (doors):
					PA01 PA07 PA06 PA02 PA03	PA04 PA08 PA09 PA10 PA05	HA01 HA02 HA03 HA04 HA19 NA01	PA01 PA07 PA06 PA02 PA03	PA04 PA08 PA09 PA10 PA05	HA01 HA02 HA03 HA04 HA19 NA01
					Melamine (carcass):					
					PA07 PA03	PA01 PA06	PA02	PA09	PA08 PA05	PA04 PA10
					Type of lock: CS ES					
 Single row locker with 2 small doors, with electronic lock (with mail slot; shelves to be ordered separately; without base)	450	500	900	C2L092	672	680	740	735	743	803
 Single row locker with 1 big door, with electronic lock (with mail slot; shelves to be ordered separately; without base)	450	500	900	C2L093	403	410	469	459	466	525
 Single row locker with 3 small doors, with electronic lock (with mail slot; shelves to be ordered separately; without base)	450	500	1350	C3L132	982	994	1084	1067	1079	1169
 Single row locker with 1 small and 1 big doors, with electronic lock (with mail slot; shelves to be ordered separately; without base)	450	500	1350	C3L133	721	732	821	802	813	902
 Single row locker with 4 small doors, with electronic lock (with mail slot; shelves to be ordered separately; without base)	450	500	1800	C4L184	1314	1330	1450	1421	1437	1557
 Single row locker with 2 big doors, with electronic lock (with mail slot; shelves to be ordered separately; without base)	450	500	1800	C4L185	777	791	909	873	887	1005
 Single row locker with 2 small and 1 big doors, with electronic lock (with mail slot; shelves to be ordered separately; without base)	450	500	1800	C4L186	1035	1050	1169	1145	1160	1279
 Single row locker with 1 big and 2 small doors, with electronic lock (with mail slot; shelves to be ordered separately; without base)	450	500	1800	C4L187	1035	1050	1169	1145	1160	1279







Description	W	D	H	Code	Price, GBP (RRP)						
					Melamine (doors):		HPL / Veneer (doors):	Melamine (doors):		HPL / Veneer (doors):	
					PA01 PA07 PA06 PA02 PA03	PA04 PA08 PA09 PA10 PA05	HA01 HA02 HA03 HA04 HA19 NA01	PA01 PA07 PA06 PA02 PA03	PA04 PA08 PA09 PA10 PA05	HA01 HA02 HA03 HA04 HA19 NA01	
When ordering lockers with electronic locks FS, manager card G6F0503 must be ordered.					Melamine (carcass):						
					PA07 PA03	PA01 PA06 PA02	PA09 PA08 PA04 PA10 PA05				
					Type of lock: FS						
	Single row locker with 2 small doors, with electronic hidden lock (without base)	450	500	900	C2E090	746	754	806	809	817	869
	Single row locker with 1 big door, with electronic hidden lock (without base)	450	500	900	C2E091	439	447	502	495	503	558
	Single row locker with 3 small doors, with electronic hidden lock (without base)	450	500	1350	C3E130	1093	1105	1183	1178	1190	1268
	Single row locker with 1 small and 1 big doors, with electronic hidden lock (without base)	450	500	1350	C3E131	794	806	887	875	887	968
	Single row locker with 4 small doors, with electronic hidden lock (without base)	450	500	1800	C4E180	1462	1478	1582	1569	1585	1689
	Single row locker with 2 big doors, with electronic hidden lock (without base)	450	500	1800	C4E181	849	865	975	945	961	1071
	Single row locker with 2 small and 1 big doors, with electronic hidden lock (without base)	450	500	1800	C4E182	1145	1161	1268	1255	1271	1378
	Single row locker with 1 big and 2 small doors, with electronic hidden lock (without base)	450	500	1800	C4E183	1145	1161	1268	1255	1271	1378


Description	W	D	H	Code	Price, GBP (RRP)					
					Melamine (doors):		HPL / Veneer (doors):	Melamine (doors):		HPL / Veneer (doors):
					PA01 PA07 PA06 PA02 PA03	PA04 PA08 PA09 PA10 PA05	HA01 HA02 HA03 HA04 HA19 NA01	PA01 PA07 PA06 PA02 PA03	PA04 PA08 PA09 PA10 PA05	HA01 HA02 HA03 HA04 HA19 NA01
					Melamine (carcass):					
					PA07 PA03	PA01 PA06	PA02	PA09 PA08	PA04 PA05	PA10
					Type of lock: FS					
 Single row locker with 2 small doors, with electronic hidden lock (with mail slot; shelves to be ordered separately; without base)	450	500	900	C2E092	754	762	814	817	825	877
 Single row locker with 1 big door, with electronic hidden lock (with mail slot; shelves to be ordered separately; without base)	450	500	900	C2E093	443	451	506	499	507	562
 Single row locker with 3 small doors, with electronic hidden lock (with mail slot; shelves to be ordered separately; without base)	450	500	1350	C3E132	1105	1117	1195	1190	1202	1280
 Single row locker with 1 small and 1 big doors, with electronic hidden lock (with mail slot; shelves to be ordered separately; without base)	450	500	1350	C3E133	802	814	895	883	895	976
 Single row locker with 4 small doors, with electronic hidden lock (with mail slot; shelves to be ordered separately; without base)	450	500	1800	C4E184	1478	1494	1598	1585	1601	1705
 Single row locker with 2 big doors, with electronic hidden lock (with mail slot; shelves to be ordered separately; without base)	450	500	1800	C4E185	857	873	983	953	969	1079
 Single row locker with 2 small and 1 big doors, with electronic hidden lock (with mail slot; shelves to be ordered separately; without base)	450	500	1800	C4E186	1157	1173	1280	1267	1283	1390
 Single row locker with 1 big and 2 small doors, with electronic hidden lock (with mail slot; shelves to be ordered separately; without base)	450	500	1800	C4E187	1157	1173	1280	1267	1283	1390

Description	W	D	H	Code	Price, GBP (RRP)									
					Melamine (carcass):									
						PA07	PA01	PA06	PA02	PA09	PA08	PA04	PA10	
						PA03				PA05				
 Open wardrobe with metal hanging rail and adjustable shelf (without base)	900	500	1800	C4F180		425				554				
 Open wardrobe with metal hanging rail and fixed shelf (without base)	900	500	1800	C4F181		425				554				
					Melamine (doors):		HPL / Veneer (doors):		Melamine (doors):		HPL / Veneer (doors):			
					PA01	PA04	HA01	PA01	PA04	HA01	PA01	PA04	HA01	PA01
					PA07	PA08	HA02	PA07	PA08	HA02	PA07	PA08	HA02	PA07
					PA06	PA09	HA03	PA06	PA09	HA03	PA06	PA09	HA03	PA06
					PA02	PA10	HA04	PA02	PA10	HA04	PA02	PA10	HA04	PA02
					PA03	PA05	HA19	PA03	PA05	HA19	PA03	PA05	HA19	PA03
					Melamine (carcass):									
					PA07	PA01	PA06	PA02	PA09	PA08	PA04	PA10	PA03	PA05
 Cabinet with 2 doors and a niche for fabric panel (without lock and base)	900	500	1800	C4F182	513	529	581	661	677	729				
					Fabric:									
					Era		Step/Step Melange		Velito, Synergy					
 Set of fabric panels for niche (5 pcs.)	864	480	1313	COZ167	572	754	928							






Description	W	D	H	Code	Price, GBP (RRP)			
					Melamine (carcass):			
					PA07 PA03	PA01 PA06 PA02	PA09 PA08 PA04 PA10 PA05	
Planter boxes								
	Planter box for 900 mm width combination (1pcs.)	900	500	200	G1B0556	81	103	
	Planter box for 900 mm width combination (1pcs.)	900	500	334	G1B0557	118	163	
	Planter box for 1350 width combination (1pcs.)	1350	500	200	G1B0558	103	137	
	Planter box for 1350 width combination (1pcs.)	1350	500	334	G1B0559	155	207	
Top options								
						Melamine (carcass):		
						PA07 PA03	PA01 PA06 PA02	PA09 PA08 PA04 PA10 PA05
	Top panel for 450 mm width locker	451	502	16	G1B0495	26	33	
	Top panel for 900 mm width combination	902	502	16	G1B0496	41	52	
	Top panel for 1350 mm width combination	1353	502	16	G1B0497	59	81	
	Top panel for 1800 mm width combination	1804	502	16	G1B0498	78	100	
Base options								
						Melamine (carcass):		
						PA07 PA03	PA01 PA06 PA02	PA09 PA08 PA04 PA10 PA05
	Plinth for 450 mm width locker	450	474	100	G1B0554	37	41	
	Plinth for 900 mm width combination	900	474	100	G1B0555	44	55	
	Plastic leg (4 pcs.)	Ø50		17	G6F0500	11		
	Plastic leg (16 pcs.)	Ø50		17	G6F0501	44		
	Plastic leg (24 pcs.)	Ø50		17	G6F0502	67		

Description	W	D	H	Code	Price, GBP (RRP)	
					Metal: MA01 MA02 MA03 MA04 MA05 MA06 MA07	
Accessories						
	Metal shelf (right)	300	300	100	G9A0007	67
	Metal shelf (central)	300	300	100	G9A0008	78
	Metal hook for clothes	20	28	62	G9A0009	22
					PET felt	
	PET felt basket	358	130	280	G9A0154	96
	Glued plexiglas name card holder (1 pcs.)	60	90	1,5	G6F0398	15
Additional options for AP locks						
	Master key (1 pcs.)				G6F0380	37
	Removal key (1 pcs.) for AP locks				G6F0403	26
	Cylinder lock with 2 keys				G6F0382	22
Additional options for BP and BS locks						
	Master key for BP and BS locks (1 pcs.)				G6F0100	37
	Programming pin for BP lock (1 pcs.)				G6F0505	18

Description	W	D	H	Code	Price, GBP (RRP)
					Metal: MA01 MA02 MA03 MA04 MA05 MA06 MA07
Additional options for CP and CS locks					
				G6F0421	92
Manager key for electronic locks (recommended 1-2 pcs. per office), 1 pcs.					
				G6F0422	122
Programming key for electronic locks (recommended one pcs. per office), 1 pcs.					
					Plastic colour: TA09 TA07
Additional options for ES and FS locks					
				G6F0503	30
Extra empty card for ES and FS locks, 1 pcs.					
				G6F0504	7
RFID sticker for ES and FS locks, 1 pcs.					
				G6F0509	7
Sticker for doors with FS locks (1 pc.)					
				G6F0510	42
Set of stickers for doors with FS locks (5 pcs.)					

Description	W	D	H	Code	Price, GBP (RRP)					
					Metal (doors): MA01 MA02 MA03 MA04 MA05 MA06 MA07					
					Pattern type: ZE10					
When ordering lockers with electronic locks ES, manager card G6F0503 must be ordered.					Melamine:					
					PA07 PA01 PA06 PA02 PA03	PA09 PA08 PA04 PA10 PA05	PA07 PA01 PA06 PA02 PA03	PA09 PA08 PA04 PA10 PA05	PA07 PA01 PA06 PA02 PA03	PA09 PA08 PA04 PA10 PA05
					Type of lock:					
					AP		BP BS		CS ES	
 Assembled single row locker with 2 small lockable perforated metal doors (without base)	450	500	900	G1S0078	554	636	673	754	972	1050
 Assembled single row locker with 1 big lockable perforated metal door (without base)	450	500	900	G1S0079	410	477	473	536	614	680
 Assembled single row locker with 3 small lockable perforated metal doors (without base)	450	500	1350	G1S0080	809	902	987	1083	1438	1530
 Assembled single row locker with 1 small and 1 big lockable perforated metal door (without base)	450	500	1350	G1S0081	669	761	787	876	1083	1172
 Assembled single row locker with 4 small lockable perforated metal doors (without base)	450	500	1800	G1S0082	1083	1209	1319	1445	1915	2040
 Assembled single row locker with 2 big lockable perforated metal doors (without base)	450	500	1800	G1S0083	791	898	906	1020	1198	1308
 Assembled single row locker with 2 small and 1 big lockable perforated metal doors (without base)	450	500	1800	G1S0084	931	1050	1109	1227	1545	1667
 Assembled single row locker with 1 big and 2 small lockable perforated metal doors (without base)	450	500	1800	G1S0085	931	1050	1109	1227	1545	1667

Description	W	D	H	Code	Price, GBP (RRP)						
					Melamine (doors):		HPL / Veneer (doors):	Melamine (doors):		HPL / Veneer (doors):	
					PA01 PA07 PA06 PA02 PA03	PA04 PA08 PA09 PA10 PA05	HA01 HA02 HA03 HA04 HA19 NA01	PA01 PA07 PA06 PA02 PA03	PA04 PA08 PA09 PA10 PA05	HA01 HA02 HA03 HA04 HA19 NA01	
					Melamine (carcass):						
					PA07 PA03	PA01 PA03	PA06 PA02	PA02	PA09 PA05	PA08 PA05	PA04 PA10
					Type of lock: AP						
 Assembled single row locker with 2 small doors, with cylinder lock (without base)	450	500	900	G1S0410	373	381	503	444	455	577	
 Assembled single row locker with 1 big door, with cylinder lock (without base)	450	500	900	G1S0411	266	281	407	325	344	469	
 Assembled single row locker with 3 small doors, with cylinder lock (without base)	450	500	1350	G1S0412	536	547	736	628	643	832	
 Assembled single row locker with 1 small and 1 big doors, with cylinder lock (without base)	450	500	1350	G1S0413	421	455	639	506	540	724	
 Assembled single row locker with 4 small doors, with cylinder lock (without base)	450	500	1800	G1S0414	699	724	968	828	850	1101	
 Assembled single row locker with 2 big doors, with cylinder lock (without base)	450	500	1800	G1S0415	495	536	787	599	639	887	
 Assembled single row locker with 2 small and 1 big doors, with cylinder lock (without base)	450	500	1800	G1S0416	591	628	876	713	739	994	
 Assembled single row locker with 1 big and 2 small doors, with cylinder lock (without base)	450	500	1800	G1S0417	591	628	876	713	739	994	

Description	W	D	H	Code	Price, GBP (RRP)					
					Melamine (doors):		HPL / Veneer (doors):	Melamine (doors):		HPL / Veneer (doors):
					PA01 PA07 PA06 PA02 PA03	PA04 PA08 PA09 PA10 PA05	HA01 HA02 HA03 HA04 HA19 NA01	PA01 PA07 PA06 PA02 PA03	PA04 PA08 PA09 PA10 PA05	HA01 HA02 HA03 HA04 HA19 NA01
					Melamine (carcass):					
					PA07 PA03	PA01 PA03	PA06 PA02	PA09 PA05	PA08 PA05	PA04 PA10
					Type of lock: AP					
 Assembled single row locker with 2 small doors, with cylinder lock (with mail slot; shelves to be ordered separately; without base)	450	500	900	G1S0418	381	392	510	455	466	588
 Assembled single row locker with 1 big door, with cylinder lock (with mail slot; shelves to be ordered separately; without base)	450	500	900	G1S0419	270	292	410	329	347	473
 Assembled single row locker with 3 small doors, with cylinder lock (with mail slot; shelves to be ordered separately; without base)	450	500	1350	G1S0420	547	573	758	643	662	850
 Assembled single row locker with 1 small and 1 big doors, with cylinder lock (with mail slot; shelves to be ordered separately; without base)	450	500	1350	G1S0421	444	466	650	532	547	736
 Assembled single row locker with 4 small doors, with cylinder lock (with mail slot; shelves to be ordered separately; without base)	450	500	1800	G1S0422	724	754	998	850	876	1131
 Assembled single row locker with 2 big doors, with cylinder lock (with mail slot; shelves to be ordered separately; without base)	450	500	1800	G1S0423	503	543	798	617	650	902
 Assembled single row locker with 2 small and 1 big doors, with cylinder lock (with mail slot; shelves to be ordered separately; without base)	450	500	1800	G1S0424	617	643	891	732	761	1005

Description	W	D	H	Code	Price, GBP (RRP)					
					Melamine (doors):		HPL / Veneer (doors):	Melamine (doors):		HPL / Veneer (doors):
					PA01 PA07 PA06 PA02 PA03	PA04 PA08 PA09 PA10 PA05	HA01 HA02 HA03 HA04 HA19 NA01	PA01 PA07 PA06 PA02 PA03	PA04 PA08 PA09 PA10 PA05	HA01 HA02 HA03 HA04 HA19 NA01



Assembled single row locker with 1 big and 2 small doors, with cylinder lock (with mail slot; shelves to be ordered separately; without base)

450 500 1800 G1S0425 **617 643 891 732 761 1005**

Melamine (carcass):							
PA07 PA03	PA01 PA03	PA06 PA03	PA02 PA03	PA09 PA05	PA08 PA05	PA04 PA05	PA10 PA05
Type of lock: AP							

Melamine (doors):		HPL / Veneer (doors):	Melamine (doors):		HPL / Veneer (doors):		
PA01 PA07 PA06 PA02 PA03	PA04 PA08 PA09 PA10 PA05	HA01 HA02 HA03 HA04 HA19 NA01	PA01 PA07 PA06 PA02 PA03	PA04 PA08 PA09 PA10 PA05	HA01 HA02 HA03 HA04 HA19 NA01		
Melamine (carcass):							
PA07 PA03	PA01 PA03	PA06 PA03	PA02 PA03	PA09 PA05	PA08 PA05	PA04 PA05	PA10 PA05
Type of lock: BP BS							



Assembled single row locker with 2 small doors, with combination lock (without base)

450 500 900 G1S0102 **495 503 636 565 577 699**



Assembled single row locker with 1 big door, with combination lock (without base)


450 500 900 G1S0103 **325 344 469 388 407 536**









Assembled single row locker with 3 small doors, with combination lock (without base)




450 500 1350 G1S0104 **717 736 924 813 832 1020**

Description	W	D	H	Code	Price, GBP (RRP)					
					Melamine (doors):		HPL / Veneer (doors):	Melamine (doors):		HPL / Veneer (doors):
					PA01 PA07 PA06 PA02 PA03	PA04 PA08 PA09 PA10 PA05	HA01 HA02 HA03 HA04 HA19 NA01	PA01 PA07 PA06 PA02 PA03	PA04 PA08 PA09 PA10 PA05	HA01 HA02 HA03 HA04 HA19 NA01
					Melamine (carcass):					
					PA07 PA03	PA01 PA06 PA02	PA09 PA08 PA04 PA10 PA05			
					Type of lock: BP BS					
 Assembled single row locker with 1 small and 1 big doors, with combination lock (without base)	450	500	1350	G1S0105	547	577	761	639	662	850
 Assembled single row locker with 4 small doors, with combination lock (without base)	450	500	1800	G1S0106	954	968	1223	1079	1101	1349
 Assembled single row locker with 2 big doors, with combination lock (without base)	450	500	1800	G1S0107	621	658	906	724	761	1005
 Assembled single row locker with 2 small and 1 big doors, with combination lock (without base)	450	500	1800	G1S0108	787	813	1064	902	935	1183
 Assembled single row locker with 1 big and 2 small doors, with combination lock (without base)	450	500	1800	G1S0109	787	813	1064	902	935	1183
 Assembled single row locker with 2 small doors, with combination lock (with mail slot; shelves to be ordered separately; without base)	450	500	900	G1S0110	503	510	643	577	588	713




Description	W	D	H	Code	Price, GBP (RRP)						
					Melamine (doors):		HPL / Veneer (doors):	Melamine (doors):		HPL / Veneer (doors):	
					PA01 PA07 PA06 PA02 PA03	PA04 PA08 PA09 PA10 PA05	HA01 HA02 HA03 HA04 HA19 NA01	PA01 PA07 PA06 PA02 PA03	PA04 PA08 PA09 PA10 PA05	HA01 HA02 HA03 HA04 HA19 NA01	
					Melamine (carcass):						
					PA07 PA03	PA01 PA03	PA06 PA02	PA09 PA05	PA08 PA05	PA04 PA10	PA10 PA05
					Type of lock: BP BS						
 Assembled single row locker with 1 big door, with combination lock (with mail slot; shelves to be ordered separately; without base)	450	500	900	G1S0111	329	347	473	392	410	540	
 Assembled single row locker with 3 small doors, with combination lock (with mail slot; shelves to be ordered separately; without base)	450	500	1350	G1S0112	736	758	950	832	850	1039	
 Assembled single row locker with 1 small and 1 big doors, with combination lock (with mail slot; shelves to be ordered separately; without base)	450	500	1350	G1S0113	565	588	780	650	676	865	
 Assembled single row locker with 4 small doors, with combination lock (with mail slot; shelves to be ordered separately; without base)	450	500	1800	G1S0114	968	998	1253	1101	1131	1371	
 Assembled single row locker with 2 big doors, with combination lock (with mail slot; shelves to be ordered separately; without base)	450	500	1800	G1S0115	636	673	920	736	780	1031	
 Assembled single row locker with 2 small and 1 big doors, with combination lock (with mail slot; shelves to be ordered separately; without base)	450	500	1800	G1S0116	802	832	1083	920	954	1209	
 Assembled single row locker with 1 big and 2 small doors, with combination lock (with mail slot; shelves to be ordered separately; without base)	450	500	1800	G1S0117	802	832	1083	920	954	1209	

Description	W	D	H	Code	Price, GBP (RRP)					
					Melamine (doors):		HPL / Veneer (doors):	Melamine (doors):		HPL / Veneer (doors):
					PA01 PA07 PA06 PA02 PA03	PA04 PA08 PA09 PA10 PA05	HA01 HA02 HA03 HA04 HA19 NA01	PA01 PA07 PA06 PA02 PA03	PA04 PA08 PA09 PA10 PA05	HA01 HA02 HA03 HA04 HA19 NA01
When ordering lockers with electronic locks ES, manager card G6F0503 must be ordered.					Melamine (carcass):					
					PA07	PA01 PA03	PA06 PA02	PA09	PA08	PA04 PA10 PA05
When ordering lockers with electronic locks CS, manager key G6F0421, programming key G6F0422 must be ordered too.					Type of lock: CS ES					
 Assembled single row locker with 2 small doors, with electronic lock (without base)	450	500	900	G1S0118	758	765	839	835	843	917
 Assembled single row locker with 1 big door, with electronic lock (without base)	450	500	900	G1S0119	458	466	536	517	532	599
 Assembled single row locker with 3 small doors, with electronic lock (without base)	450	500	1350	G1S0120	1112	1124	1231	1205	1216	1327
 Assembled single row locker with 1 small and 1 big doors, with electronic lock (without base)	450	500	1350	G1S0121	813	828	935	902	920	1024
 Assembled single row locker with 4 small doors, with electronic lock (without base)	450	500	1800	G1S0122	1478	1501	1641	1608	1626	1770
 Assembled single row locker with 2 big doors, with electronic lock (without base)	450	500	1800	G1S0123	880	898	1035	991	1005	1146
 Assembled single row locker with 2 small and 1 big doors, with electronic lock (without base)	450	500	1800	G1S0124	1172	1186	1331	1294	1316	1453
 Assembled single row locker with 1 big and 2 small doors, with electronic lock (without base)	450	500	1800	G1S0125	1172	1186	1331	1294	1316	1453

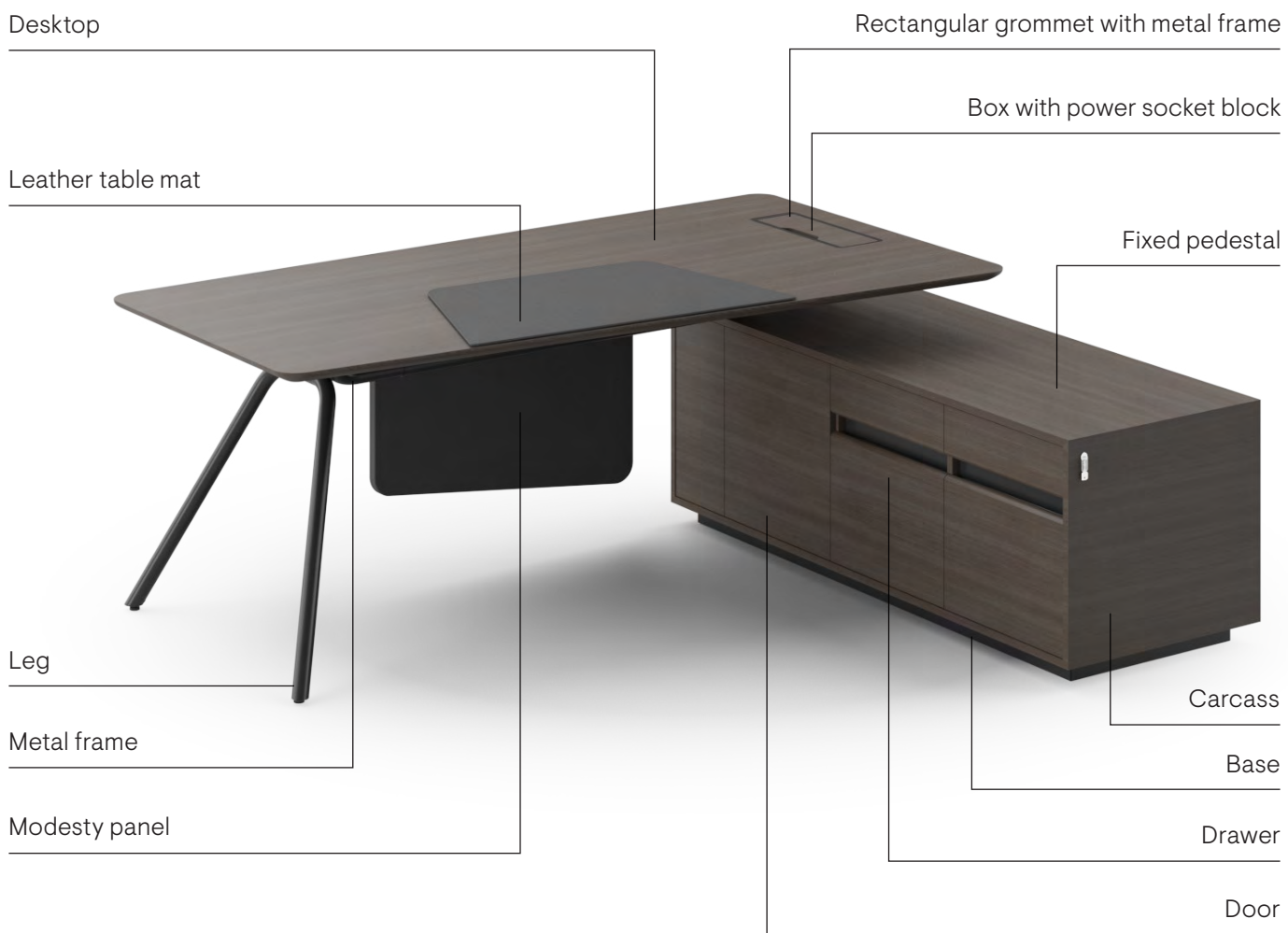
Description	W	D	H	Code	Price, GBP (RRP)					
					Melamine (doors):		HPL / Veneer (doors):	Melamine (doors):		HPL / Veneer (doors):
					PA01 PA07 PA06 PA02 PA03	PA04 PA08 PA09 PA10 PA05	HA01 HA02 HA03 HA04 HA19 NA01	PA01 PA07 PA06 PA02 PA03	PA04 PA08 PA09 PA10 PA05	HA01 HA02 HA03 HA04 HA19 NA01
					Melamine (carcass):					
					PA07 PA03	PA01 PA06	PA02	PA09 PA08 PA05	PA04 PA10	PA10
					Type of lock: CS ES					
 Assembled single row locker with 2 small doors, with electronic lock (with mail slot; shelves to be ordered separately; without base)	450	500	900	G1S0126	765	776	846	843	850	928
 Assembled single row locker with 1 big door, with electronic lock (with mail slot; shelves to be ordered separately; without base)	450	500	900	G1S0127	462	473	540	521	536	602
 Assembled single row locker with 3 small doors, with electronic lock (with mail slot; shelves to be ordered separately; without base)	450	500	1350	G1S0128	1124	1138	1246	1216	1231	1338
 Assembled single row locker with 1 small and 1 big doors, with electronic lock (with mail slot; shelves to be ordered separately; without base)	450	500	1350	G1S0129	824	839	942	917	931	1031
 Assembled single row locker with 4 small doors, with electronic lock (with mail slot; shelves to be ordered separately; without base)	450	500	1800	G1S0130	1501	1515	1660	1626	1641	1789
 Assembled single row locker with 2 big doors, with electronic lock (with mail slot; shelves to be ordered separately; without base)	450	500	1800	G1S0131	891	906	1046	998	1020	1153
 Assembled single row locker with 2 small and 1 big doors, with electronic lock (with mail slot; shelves to be ordered separately; without base)	450	500	1800	G1S0132	1183	1205	1345	1308	1327	1467
 Assembled single row locker with 1 big and 2 small doors, with electronic lock (with mail slot; shelves to be ordered separately; without base)	450	500	1800	G1S0133	1183	1205	1345	1308	1327	1467

Description	W	D	H	Code	Price, GBP (RRP)					
					Melamine (doors):		HPL / Veneer (doors):	Melamine (doors):		HPL / Veneer (doors):
					PA01 PA07 PA06 PA02 PA03	PA04 PA08 PA09 PA10 PA05	HA01 HA02 HA03 HA04 HA19 NA01	PA01 PA07 PA06 PA02 PA03	PA04 PA08 PA09 PA10 PA05	HA01 HA02 HA03 HA04 HA19 NA01
					Melamine (carcass):					
					PA07 PA03	PA01 PA06 PA02		PA09 PA05	PA08 PA04 PA10	PA10 PA05
					Type of lock: FS					
 Assembled single row locker with 2 small doors, with electronic hidden lock (without base)	450	500	900	G1S0086	854	865	931	935	942	1002
 Assembled single row locker with 1 big door, with electronic hidden lock (without base)	450	500	900	G1S0087	506	514	577	569	577	643
 Assembled single row locker with 3 small doors, with electronic hidden lock (without base)	450	500	1350	G1S0088	1260	1271	1364	1353	1364	1460
 Assembled single row locker with 1 small and 1 big doors, with electronic hidden lock (without base)	450	500	1350	G1S0089	917	931	1024	1002	1020	1116
 Assembled single row locker with 4 small doors, with electronic hidden lock (without base)	450	500	1800	G1S0090	1678	1696	1822	1807	1822	1951
 Assembled single row locker with 2 big doors, with electronic hidden lock (without base)	450	500	1800	G1S0091	983	998	1127	1090	1112	1234
 Assembled single row locker with 2 small and 1 big doors, with electronic hidden lock (without base)	450	500	1800	G1S0092	1323	1338	1467	1445	1460	1593
 Assembled single row locker with 1 big and 2 small doors, with electronic hidden lock (without base)	450	500	1800	G1S0093	1323	1338	1467	1445	1460	1593

Description	W	D	H	Code	Price, GBP (RRP)					
					Melamine (doors):		HPL / Veneer (doors):	Melamine (doors):		HPL / Veneer (doors):
					PA01 PA07 PA06 PA02 PA03	PA04 PA08 PA09 PA10 PA05	HA01 HA02 HA03 HA04 HA19 NA01	PA01 PA07 PA06 PA02 PA03	PA04 PA08 PA09 PA10 PA05	HA01 HA02 HA03 HA04 HA19 NA01
					Melamine (carcass):					
					PA07 PA03	PA01 PA03	PA06 PA02	PA02 PA05	PA09 PA08 PA04 PA10 PA05	PA10
					Type of lock: FS					
 Assembled single row locker with 2 small doors, with electronic hidden lock (with mail slot; shelves to be ordered separately; without base)	450	500	900	G1S0094	865	872	939	942	954	1016
 Assembled single row locker with 1 big lockable door, with electronic hidden lock (with mail slot; shelves to be ordered separately; without base)	450	500	900	G1S0095	510	517	584	573	584	647
 Assembled single row locker with 3 small doors, with electronic hidden lock (with mail slot; shelves to be ordered separately; without base)	450	500	1350	G1S0096	1271	1286	1379	1364	1379	1475
 Assembled single row locker with 1 small and 1 big doors, with electronic hidden lock (with mail slot; shelves to be ordered separately; without base)	450	500	1350	G1S0097	928	939	1031	1016	1027	1124
 Assembled single row locker with 4 small doors, with electronic hidden lock (with mail slot; shelves to be ordered separately; without base)	450	500	1800	G1S0098	1696	1715	1841	1822	1841	1966
 Assembled single row locker with 2 big doors, with electronic hidden lock (with mail slot; shelves to be ordered separately; without base)	450	500	1800	G1S0099	991	1005	1138	1098	1120	1246
 Assembled single row locker with 2 small and 1 big doors, with electronic hidden lock (with mail slot; shelves to be ordered separately; without base)	450	500	1800	G1S0100	1334	1353	1478	1456	1475	1604
 Assembled single row locker with 1 big and 2 small doors, with electronic hidden lock (with mail slot; shelves to be ordered separately; without base)	450	500	1800	G1S0101	1334	1353	1478	1456	1475	1604

Description	W	D	H	Code	Price, GBP (RRP)									
					Melamine (carcass):									
						PA07	PA01	PA06	PA02	PA09	PA08	PA04	PA10	
						PA03				PA05				
 Assembled open wardrobe with metal hanging rail and adjustable shelf (without base)	900	500	1800	G1S0458		484					639			
 Assembled open wardrobe with metal hanging rail and fixed shelf (without base)	900	500	1800	G1S0459		484					639			
					Melamine (doors):		HPL / Veneer (doors):		Melamine (doors):		HPL / Veneer (doors):			
					PA01	PA04	HA01	PA01	PA04	HA01	PA01	PA04	HA01	HA01
					PA07	PA08	HA02	PA07	PA08	HA02	PA07	PA08	HA02	HA02
					PA06	PA09	HA03	PA06	PA09	HA03	PA06	PA09	HA03	HA03
					PA02	PA10	HA04	PA02	PA10	HA04	PA02	PA10	HA04	HA04
					PA03	PA05	HA19	PA03	PA05	HA19	PA03	PA05	HA19	HA19
							NA01			NA01			NA01	NA01
					Melamine (carcass):									
						PA07	PA01	PA06	PA02	PA09	PA08	PA04	PA10	
						PA03				PA05				
 Assembled cabinet with 2 doors and a niche for fabric panel (without lock and base)	900	500	1800	G1S0460	591	599	662	761	772	835				

ARQUS



Technical information

Types

- Executive desk (1)
- Executive desk with fixed pedestal (2)

Desks

Desktop

- 30 mm chipboard covered in veneer with solid wood profile edging;
- Grain direction runs the length of the desktop;
- Rectangular or trapezoid shape.

Metal frame

- Round metal structure made of Ø40 mm tube;
- Cut-outs in one of the two tubes for attachment of the modesty panels;
- Connects between the legs or between the leg and support (desks with a pedestal);
- Powder coated metal.

Legs

- Bent and welded round metal structure made of Ø40 mm tube;
- Connects with the frame and desktop;
- Powder coated metal;
- Plastic feet with height levelling (+10 mm).

Support (for desks with a pedestal only)

- Bent and welded round metal structure made of Ø40 mm tube;
- Connects with the frame, desktop and pedestal;
- Powder coated metal.

Rectangular grommet with a metal frame

- 13 mm veneer cover, grain direction matched with the desktop;
- Grommet dimensions – 370x120 mm;
- Hinges with a soft-closing function;
- Steel metal frame – 13 mm width on top, flush with the desktop's surface; powder coated metal;
- Metal frame dimensions – 400x150 mm.

Box with built-in power socket block

- Metal box dimensions – 385x130, H=120 mm;
- Powder coated metal;
- Integrated power block with 3 AC power sockets 100-240 V.

1



2



Fixed pedestals

Carcass

- 18 mm MDF covered in veneer with four drawers and two closed storage spaces.

Drawers

- Facades are made of 18 mm MDF covered in veneer with one solid wood profile edging;
- Drawer box is made of 12 mm chipboard covered in veneer;
- Full extension drawers with hidden runners, handleless opening;
- Lockable top corner drawer with bottom covered in leather;
- Load capacity – 20 kg.

Doors

- 18 mm chipboard in veneer, push-to open-mechanism;
- Enclosed space behind the side doors for cable management (not designed to use on a daily basis);
- One adjustable shelf behind the centre doors (vertically by 192 mm).

Base

- Welded metal rectangular structure of 50x20 mm tubes;
- Powder coated metal;
- Plastic feet with height levelling (+10 mm).

Accessories (optional)

Modesty panel (1)

- MDF board upholstered with genuine leather;
- Connects to desk frame with holders of the 3 mm powder coated metal.

Leather table mat (2)

- Genuine leather;
- Does not require any fixing.

File railing (3)

- Set for one bottom drawer;
- Suitable for EU / UK / US file standards.

1



2

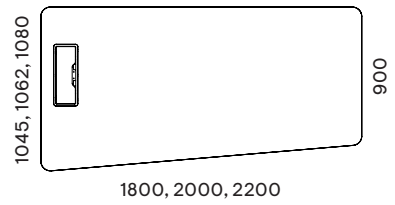




3

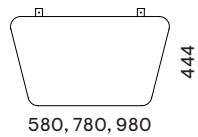
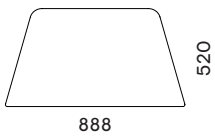


Range

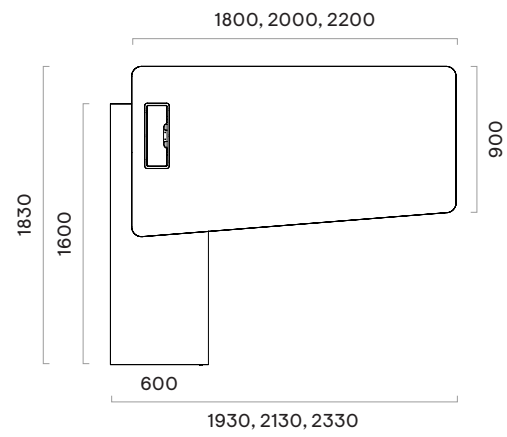
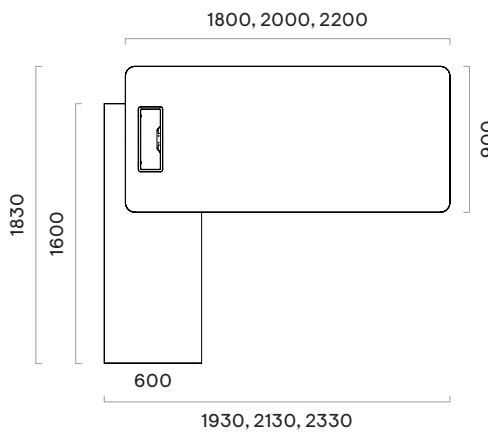
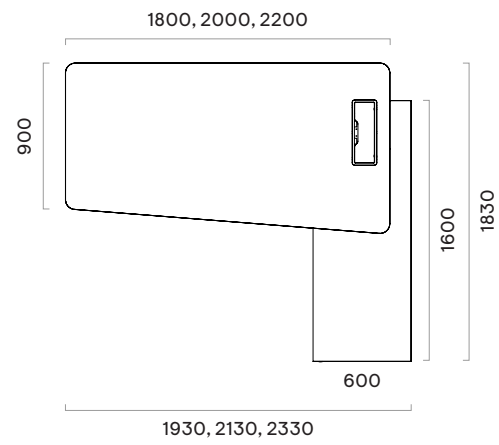
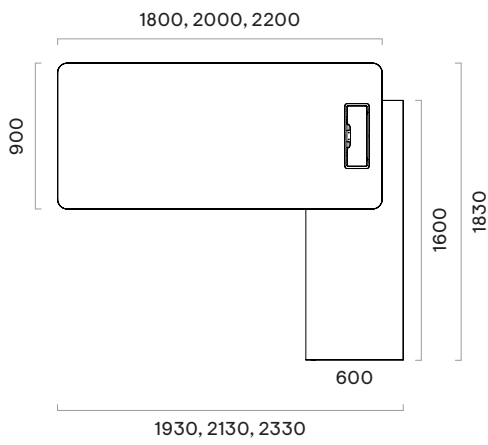
Desks



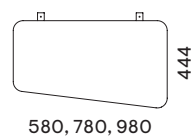
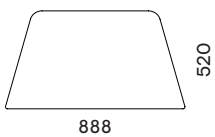
Accessories



Desks with pedestals



Accessories




Additional information

- Desk with rectangular desktop can be assembled as R/H or L/H according to the position of the grommet.



- Convenient electrical solutions for wire management. All the desks are equipped with a grommet and box with a built-in power socket block (3 x AC power sockets). The cable from the power socket block is routed down into the fixed pedestal and can be routed through the special cut-outs in the side of the pedestal's metal base, if needed.



- Fixed pedestals consist of 2 small drawers (top corner drawer is lined with a leather mat), 2 large drawers and doors opened with a push-to-open mechanism. Lock is located on the side of the pedestal.



! Always arrives fully assembled, except the pedestal base.

- Fixed pedestal bottom drawer can be converted into a file drawer (file rails must be ordered separately). Pedestal rail system is universal and is suitable for EU/UK/US file standards.



!

 Important: Furniture with natural veneer décor is sensitive to direct sunlight and colour tone changes can occur over time. Adding new veneer items to the same space as existing veneer products of the same design might result in veneer colour tone variations. Veneer must be protected from deep scratches, intense light and prolonged exposure of liquid stains. It is recommended to follow the veneer cleaning and care instructions.

Ordering example










BAQ210.	NC02.	MA01.	EU
Product	Veneer	Metal	Power socket







G9A0155.	DA05
Product	Genuine leather

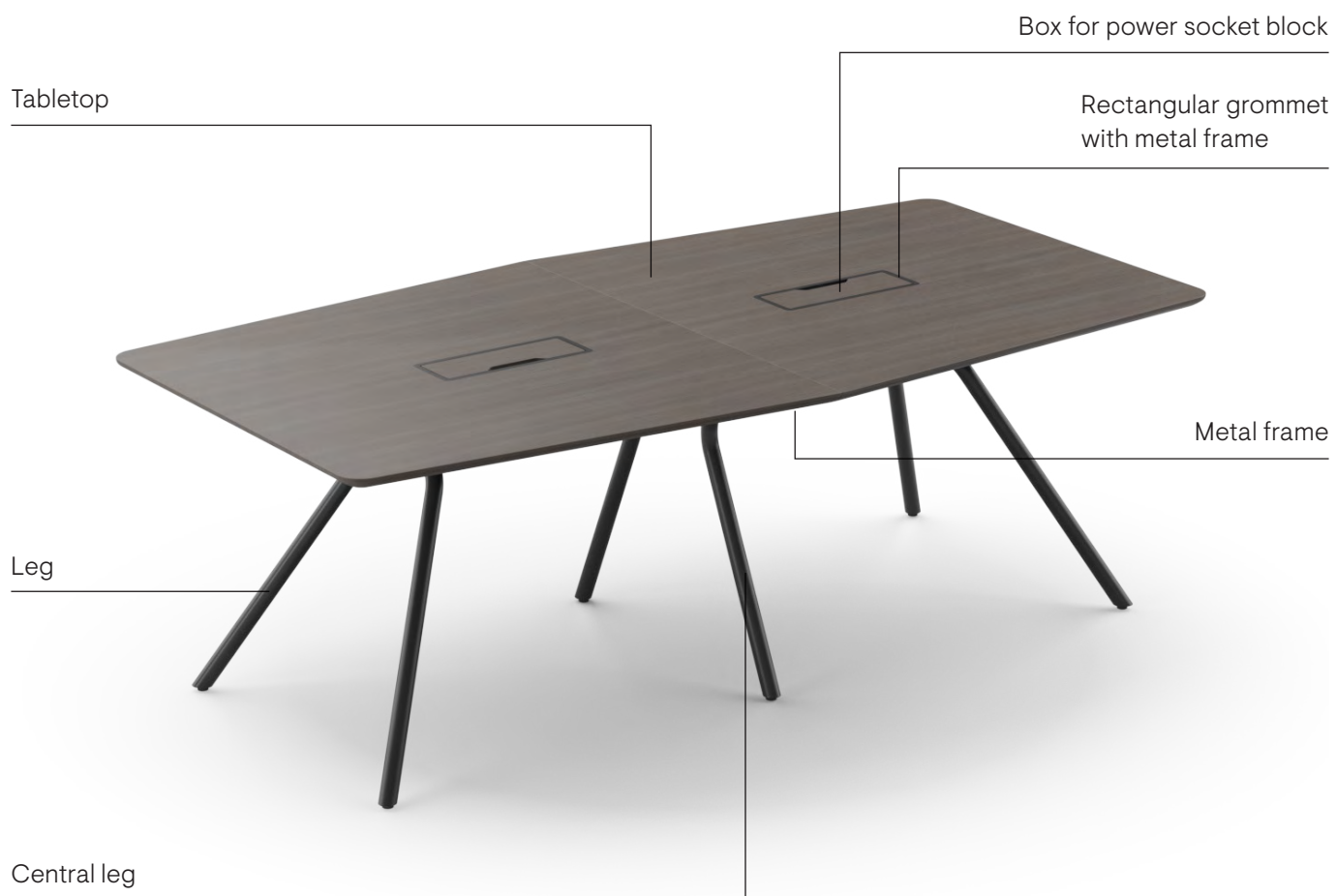


G4B0105.	DA05.	MA01
Product	Genuine leather	Metal

Description	W	D	H	Code	Price, GBP (RRP)						
					Veneer:						
					NAO3 NAO1	NC01 NAO1	NAO4 NAO1	NC02 NC03			
					Metal: MAO1 MAO2 MAO3 MAO4 MAO5						
					Power socket standard:						
					UK	EU FR	CH US	UK	EU FR	CH US	
 Rectangular desktop	Executive desk. Rectangular desktop with grommet and box with built-in power socket block	1800	900	760	BAQ180	2096	2170	2406	2273	2347	2583
		2000	900	760	BAQ200	2251	2325	2561	2447	2521	2757
		2200	900	760	BAQ220	2403	2477	2713	2624	2698	2934
 Executive desk with fixed R/H pedestal. Rectangular desktop with grommet and box with built-in power socket block		1930	1830	760	BAQ190	5152	5226	5462	5777	5851	6087
		2130	1830	760	BAQ210	5307	5381	5617	5951	6025	6261
		2330	1830	760	BAQ230	5459	5533	5769	6128	6202	6438
 Executive desk with fixed L/H pedestal. Rectangular desktop with grommet and box with built-in power socket block		1930	1830	760	BAQ191	5152	5226	5462	5777	5851	6087
		2130	1830	760	BAQ211	5307	5381	5617	5951	6025	6261
		2330	1830	760	BAQ231	5459	5533	5769	6128	6202	6438
					Veneer:						
					NAO3 NAO1	NC01 NAO1	NAO4 NAO1	NC02 NC03			
					Metal: MAO1 MAO2 MAO3 MAO4 MAO5						
					Power socket standard:						
					UK	EU FR	CH US	UK	EU FR	CH US	
 Tapering desktop	Executive desk. Desktop (tapering to the left) with grommet and box with built-in power socket block	1800	1045	760	BAQ181	2270	2344	2580	2476	2550	2786
		2000	1062	760	BAQ201	2458	2532	2768	2698	2772	3008
		2200	1080	760	BAQ221	2654	2728	2964	2920	2994	3230
 Executive desk. Desktop (tapering to the right) with grommet and box with built-in power socket block		1800	1045	760	BAQ182	2270	2344	2580	2476	2550	2786
		2000	1062	760	BAQ202	2458	2532	2768	2698	2772	3008
		2200	1080	760	BAQ222	2654	2728	2964	2920	2994	3230
 Executive desk with fixed R/H pedestal. Desktop (tapering to the left) with grommet and box with built-in power socket block		1930	1830	760	BAQ192	5326	5400	5636	5980	6054	6290
		2130	1830	760	BAQ212	5514	5588	5824	6202	6276	6512
		2330	1830	760	BAQ232	5710	5784	6020	6424	6498	6734
 Executive desk with fixed L/H pedestal. Desktop (tapering to the right) with grommet and box with built-in power socket block		1930	1830	760	BAQ193	5326	5400	5636	5980	6054	6290
		2130	1830	760	BAQ213	5514	5588	5824	6202	6276	6512
		2330	1830	760	BAQ233	5710	5784	6020	6424	6498	6734

Description	W	D	H	Code	Price, GBP (RRP)	
					Genuine leather: DA02 DA04 DA05	
					Metal: MA01 MA02 MA03 MA04 MA05	
	Modesty panel for 1800 mm length desk, symmetric	580	28	444	G4B0104	159
		780	28	444	G4B0105	214
		980	28	444	G4B0106	281
	Modesty panel for 1930 mm length desk, asymmetric	580	28	444	G4B0107	174
		780	28	444	G4B0108	222
		980	28	444	G4B0109	292
					Genuine leather: DA02 DA04 DA05	
	Leather table mat	888	520	8	G9A0155	285
	File railing set for one bottom drawer EU/UK/US	423	50	10	G1Z0046	89
	Metal counterweight. Metallic colour. Should be mounted under the bottom of the cabinet. (2pcs.)	410	190	8	G1N0009	200

ARQUS



Technical information

Tabletop

- 30 mm chipboard covered in veneer with solid wood profile edging;
- Grain direction runs the length of the tabletop;
- Rectangular and boat shaped.

Metal legs

- Bent and welded round metal tube structure made of tube Ø40 mm;
- Connects with the frame and tabletop;
- Powder coated metal;
- Plastic feet with height levelling (+10 mm).

Central leg

- Bent and welded round metal tube structure, tube Ø40 mm;
- Connects with the frame and tabletop
- Powder coated metal;
- Plastic feet with height levelling (+10 mm).

Metal frame

- Round metal tube structure, tube Ø40 mm;
- Connects between the legs;
- Powder coated metal.

Rectangular grommet with metal frame

- 13 mm veneer cover, grain direction matched with the tabletop;
- Grommet dimensions – 370x120 mm;
- Hinges with soft-closing function;
- Steel metal frame – 13 mm width on top, flush with the desktop's surface; powder coated metal;
- Metal frame dimensions – 400x150 mm.

Box for power socket block

- Metal box dimensions – 385x130, H=120 mm;
- Powder coated metal;
- Fixing points for optional power blocks.

Range

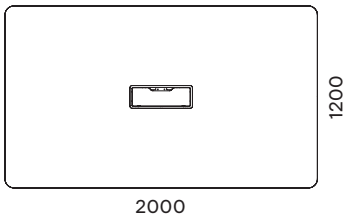
Rectangular tabletop



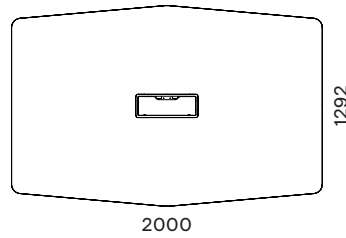
Boat-shaped tabletop



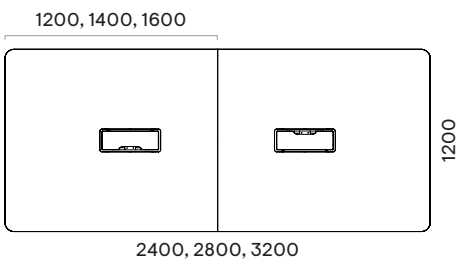
6 seats



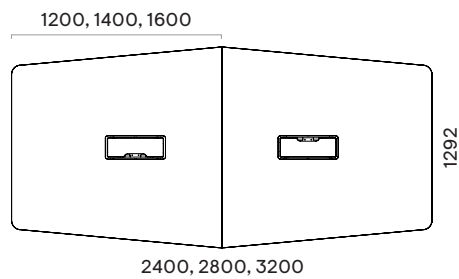
6 seats



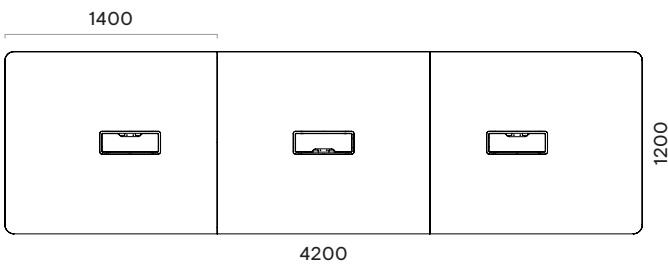
8 seats / 10 seats



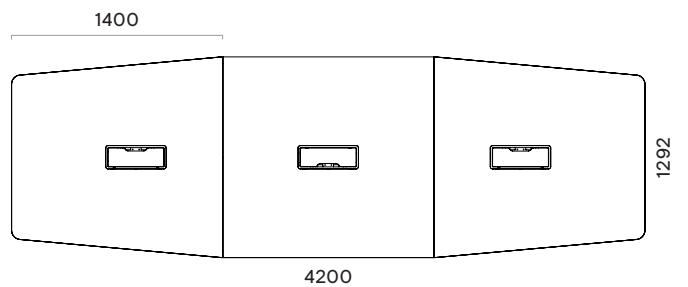
8 seats / 10 seats



12 seats



12 seats



Additional information

- The box for the power supply does not include a power socket block. It must be ordered separately.











!

Important: Furniture with natural veneer décor is sensitive to direct sunlight and colour tone changes can occur over time. Adding new items to the same space as existing veneer products of the same design might result in veneer colour tone variations. Veneer must be protected from deep scratches, intense light and prolonged exposure to liquid stains. It is recommended to follow the veneer cleaning and care instructions.

Ordering example



Description	W	D	H	Code	Price, GBP (RRP)			
					Veneer:			
					NA03 NA04	NC01 NA01	NC02 NC03	
					Metal: MA01 MA02 MA03 MA04 MA05			
Rectangular tabletop								
 Meeting table (6 seats) with grommet and box for power socket block; rectangular tabletop	2000	1200	760	CAQ200	1937		2133	
 Meeting table (8 seats) with 2 grommets and boxes for power socket blocks; rectangular tabletop	2400	1200	760	CAQ240	2531		2775	
	2800	1200	760	CAQ280	2805		3085	
 Meeting table (10 seats) with 2 grommets and boxes for power socket blocks; rectangular tabletop	3200	1200	760	CAQ320	3101		3153	
 Meeting table (12 seats) with 3 grommets and boxes for power socket blocks; rectangular tabletop	4200	1200	760	CAQ420	4084		4504	
					Veneer:			
					NA03 NA04	NC01 NA01	NC02 NC03	
					Metal: MA01 MA02 MA03 MA04 MA05			
Boat-shaped tabletop								
 Meeting table (6 seats) with grommet and box for power socket block; boat-shaped tabletop	2000	1292	760	CAQ201	2074		2284	
 Meeting table (8 seats) with 2 grommets and boxes for power socket blocks; boat-shaped tabletop	2400	1292	760	CAQ241	2663		2915	
	2800	1292	760	CAQ281	2959		3255	
 Meeting table (10 seats) with 2 grommets and boxes for power socket blocks; boat-shaped tabletop	3200	1292	760	CAQ321	3263		3595	
 Meeting table (12 seats) with 3 grommets and boxes for power socket blocks; boat-shaped tabletop	4200	1292	760	CAQ421	4253		4763	

ARQUS



Technical information

Types

- Cabinet (1)
- Wardrobe (2)

Cabinet with 2 doors

Carcass

- 18 mm chipboard covered in veneer.

Shelves

- 18 mm chipboard covered in veneer;
- Load capacity – 25 kg.

Doors

- 18 mm chipboard covered in veneer;
- Push-to-open door.

Legs

- Bent and welded round metal structure made of Ø40 mm tube;
- Powder coated metal;
- Plastic feet with height levelling (+10 mm).

Wardrobe

Carcass

- 18 mm chipboard covered in veneer.

Shelves

- 18 mm chipboard covered in veneer;
- Load capacity – 25 kg;
- Pull-out coat hanger, load capacity – 3 kg.

Doors

- 18 mm chipboard covered in veneer;
- Push-to-open door.

Base

- Rectangular welded metal structure made of 50x20 mm tube;
- Powder coated metal;
- Plastic feet with height levelling (+10 mm).

1

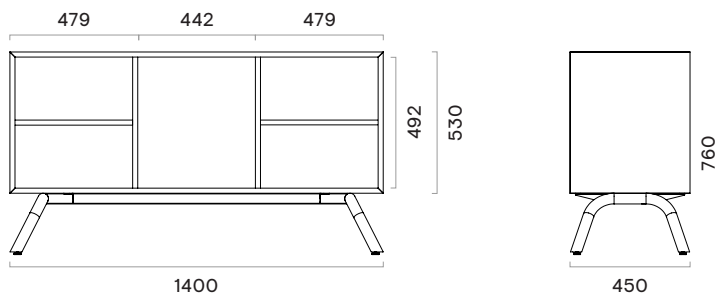


2



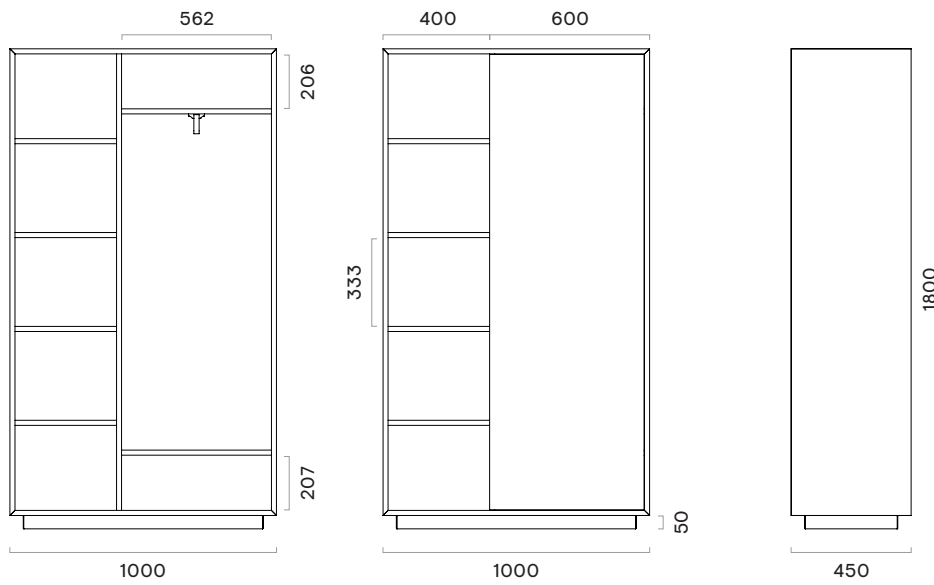
Range

Cabinet with 2 doors

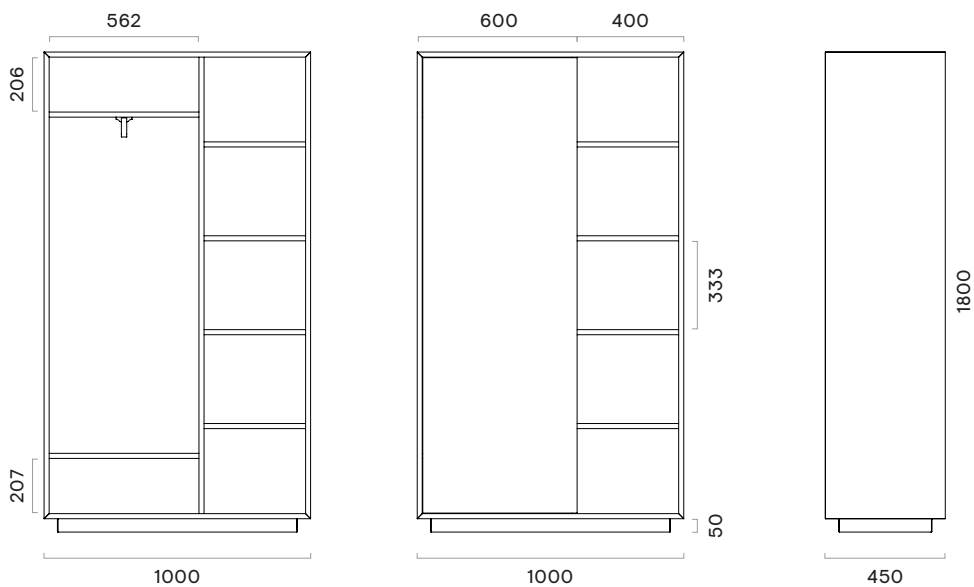


Wardrobe

L/H

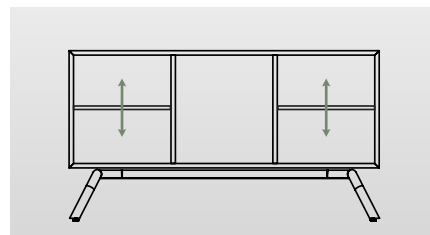
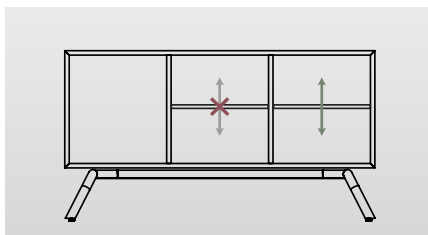
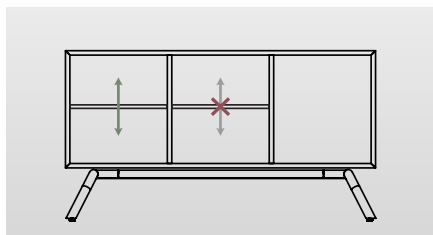


R/H



Additional information

- Cabinet has two shelves included, which can be placed in any of the three openings. Shelf in the middle opening has only 1 fixed height in the centre, while the shelves in the side opening can be adjusted vertically by 192 mm.

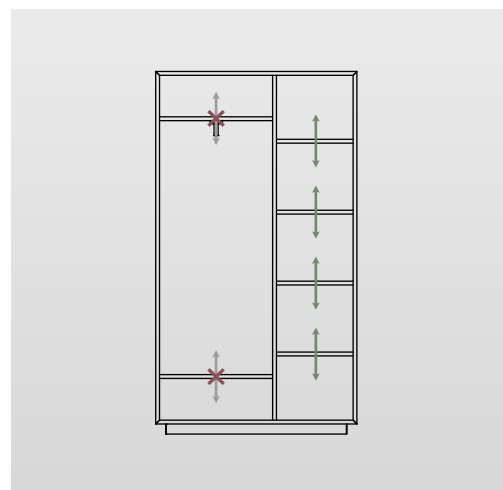


! Always arrives fully assembled, except base.

- Wardrobes shelves in the closed space are fixed. Each shelf in the open space can be adjusted vertically by 128 mm.

- It's recommended to fix the wardrobe to the wall or grounded with counterweights. Fixings are included in the packaging.

! Always arrives fully assembled, except the base.






! Important: Furniture with natural veneer décor is sensitive to direct sunlight and colour tone changes can occur over time. Adding new items to the same space as existing veneer products of the same design might result in veneer colour tone variations. Veneer must be protected from deep scratches, intense light and prolonged exposure to liquid stains. It is recommended to follow the veneer cleaning and care instructions.

Ordering example



	DAQ140.	NC02.	MA01
Product			
Veneer			
Metal			

Description	W	D	H	Code	Price, GBP (RRP)			
					Veneer:			
					NA03 NA04	NC01 NA01	NC02 NC03	
					Metal: MA01 MA02 MA03 MA04 MA05			
 <p>Cabinet with 2 doors, 1 fixed shelf and 1 height-adjustable shelf inside; push to open system</p>	1400	450	760	DAQ140	2221		2587	
 <p>Wardrobe (L/H) with metal pull-out hanging rail and shelves</p>	1000	450	1800	DAQ100	3386		4029	
 <p>Wardrobe (R/H) with metal pull-out hanging rail and shelves</p>	1000	450	1800	DAQ101	3386		4029	

MOTION Executive sit-stand desks



Technical information

Desktop

Veneer desktop - 25 mm MDF covered in veneer with sloping painted edges and painted bottom part;
Melamine desktop - 25 mm MFC with 2 mm ABS edging.

Desktop types

Veneer desktop with matching veneer grommet;
Veneer desktop with flip sockets and USB charger;
Melamine desktop with metal grommet;
Melamine desktop with flip sockets and USB charger.

Desk control button types

MA - up and down drive and 3 memory position;
LA - up and down drive, 2 memory position, automatic drive on memory position, LED reminder, integrated Bluetooth.

Panel leg

Veneer/HPL panel leg - 18 mm chipboard covered in veneer. 18 mm chipboard inserts covered in HPL. 18 mm MFC bottom part (not visible). 1,5 mm veneer edging;
Melamine panel leg - 18 mm MFC with 1mm edging.

Frame

L-shaped angle - 60x45x460mm / 60x60x460mm / 30x50x450mm (depending on table configuration);
Metal tube - 40x20 mm;
Powder coated metal, matches the colour of columns.

Lifting columns

Two (2) level columns only;
Two motors;
Soft start and soft stop;
Lifting speed: up to 38 mm/sec;
Stroke length: 500 mm;
Rectangular tube dimensions: 50x80 mm;
Lifting capacity: up to 80 kg;
Powder coated metal, matches the colour of frame;
Column levellers, up to 10 mm;
Columns are covered or integrated into pedestal.



MA



LA



Pedestal with integrated leg

Carcass

Veneer/HPL pedestal - 18 mm MDF covered in veneer with 1,5/0,5 mm edging;
Veneer/HPL pedestal - 18 mm chipboard covered in veneer with 1,5/0,5 mm edging;
Melamine pedestal - 18 mm MFC with 1 mm edging;
18 mm black MFC (melamine) with 0,5 mm edging (inner not visible parts).

Doors, drawer fronts

Veneer /HPL pedestal - 16 mm chipboard covered in HPL with 1 mm edging;
Melamine pedestal - 16 mm MFC with 1 mm edging.

Inner drawers

Veneer /HPL pedestal - 12 mm chipboard covered in veneer with 0,5 mm edging;
Veneer /HPL pedestal - 16 mm chipboard covered in veneer with 0,5 mm edging;
Melamine pedestal - 12 mm MFC with 0,5 mm edging (only black/white colors available);
Melamine pedestal - 16 mm MFC with 0,5 mm edging (only black/white colors available).

Pedestal features

Left or right;
Veneer + HPL or MFC;
Integrated table leg;
Full extension runners with soft closing mechanism;
Push open door with adjustable shelf;
Service door (not usable);
Top drawer with lock;
Drawer load capacity - 10kg;
Carcass edges connected in 45° (veneer version);
Only black or white inner drawer parts (MFC version);
Adjustable height levelling feet.
Veneer
Melamine

Optional



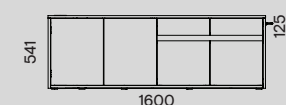
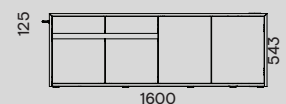
Felt-lined drawer insert



Modesty panel



File railing set for one bottom drawer EU/UK



Electrical specification

Electronic data of power unit for columns

Input: 110-240V;
Frequency: 50/60Hz;
Output: 18V;
Power Plug: EU, UK, CH, FR;
Energy consumption: standby 0,01W;
Operating Cycle: 1 minute on, 9 minutes off.

Grommet, wire management and power connectivity

Built-in hidden power sockets (4xAC) or integrated flip power sockets with additional USB charger (3xVAC + double USB-A);
Cable management box under grommet or integrated sockets included;
Spiral power cable attached to panel leg or wired through pedestal (depending on table configuration).



Metal grommet



Wood grommet

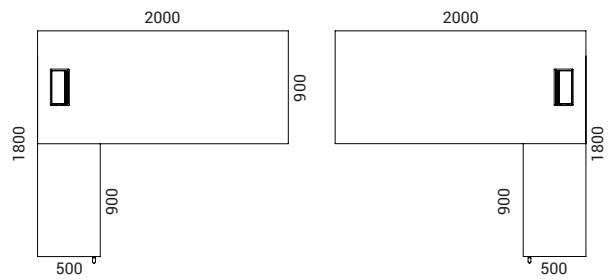
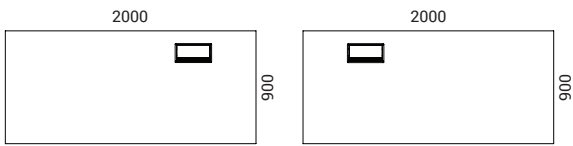
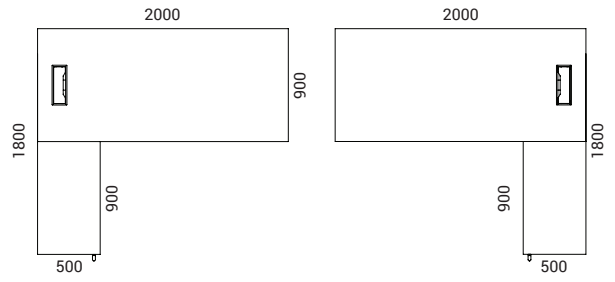
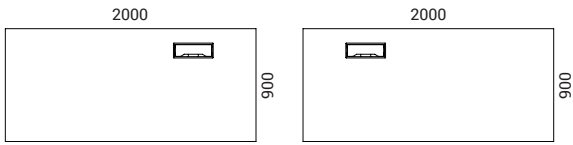


Flip sockets

Range

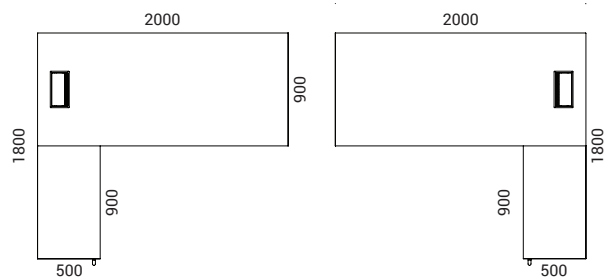
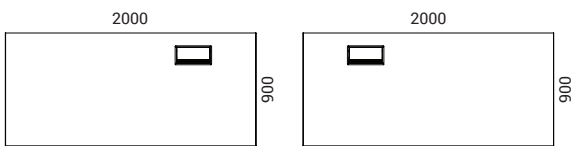
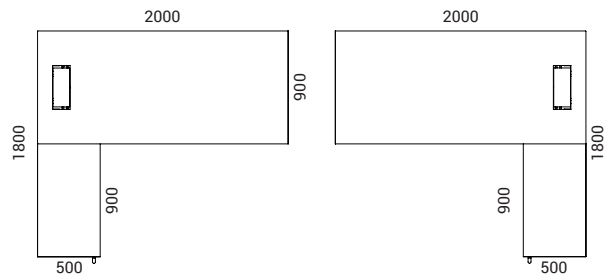
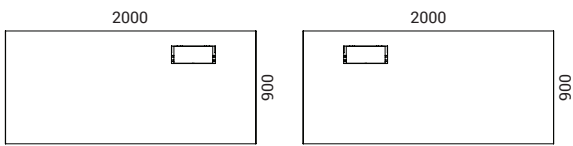
Melamine

Desk height: 700 – 1200 mm



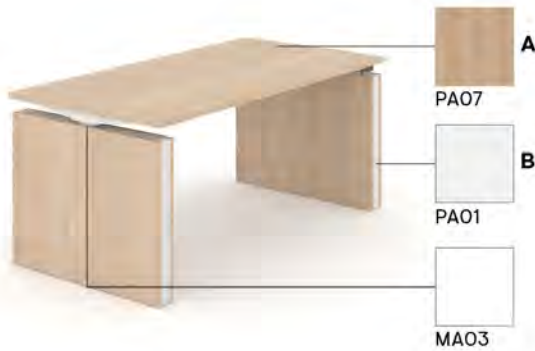
Veneer

Desk height: 700 – 1200 mm



Ordering example








Code structure









DOA160.	PA07.	PA01.	MA03.	C2.	MA.	EU
Product	A Melamine	B Melamine	Metal	Leg type	Button type	Power socket

	Description	W	D	H	Code	Price, GBP (RRP)	
					(A)	Melamine:	
						PA06 PA07 PA01 PA09 PA10 PA08	
						PA02 PA03 PA04 PA05	
					(B)	Melamine: PA01 PA02 PA05 PA07 PA06	
						PA03 PA01 PA07 PA08 PA09 PA04 PA10	
						Painted metal legs: MA01 MA02 MA03	
						Control button: MA LA	
						Power socket standard: EU UK FR CH	
	Executive height adjustable desk with grommet and box for power socket R/H. Power socket built-in.	2000	900	700-1200	DRA200	2802	2899
	Executive height adjustable desk with grommet and box for power socket L/H. Power socket built-in.	2000	900	700-1200	DRA201	2802	2899
	Executive height adjustable desk with integrated flipping power sockets R/H.	2000	900	700-1200	DRA202	3600	3697
	Executive height adjustable desk with integrated flipping power sockets L/H.	2000	900	700-1200	DRA203	3600	3697

	Description	W	D	H	Code	Price, GBP (RRP)	
						(A) Melamine: PA06 PA07 PA01 PA09 PA10 PA08 PA02 PA03 PA04 PA05	
						(B) Melamine: PA01 PA02 PA05 PA07 PA06 PA03 PA01 PA07 PA08 PA09 PA04 PA10	
						Painted metal legs: MA01 MA02 MA03	
						Control button: MA LA	
						Power socket standard: EU UK FR CH	
	Executive height adjustable desk with fixed pedestal R/H with grommet and box for power socket. Power socket built-in.	2000	1800	700-1200	DRB200	4236	4429
	Executive height adjustable desk with fixed pedestal L/H with grommet and box for power socket. Power socket built-in.	2000	1800	700-1200	DRB201	4236	4429
	Executive height adjustable desk with fixed pedestal R/H with integrated flipping power sockets	2000	1800	700-1200	DRB202	5037	5230
	Executive height adjustable desk with fixed pedestal L/H with integrated flipping power sockets	2000	1800	700-1200	DRB203	5037	5230
						Melamine: PA06 PA07 PA01 PA09 PA10 PA08 PA02 PA03 PA04 PA05	
						Painted metal: MA01 MA02 MA03	
	Modesty panel (for melamine tables)	1728	16	350	DRZ180	93	111

	Description	W	D	H	Code	Price, GBP (RRP)		
						Fabric:		
						Era	Lucia	Synergy, Velito Presto
	Felt-lined insert	405	337	3	G9A0034	26	33	41
						Accessories		
	File railing set for one bottom drawer EU/UK/US	423	50	10	G1Z0029		89	
						(A) Melamine: PA06 PA07 PA01 PA09 PA10 PA08 PA03 PA02 PA04 PA05		
						(B) Melamine: PA01 PA02 PA05 Painted metal legs: MA01 MA02 MA03 Control button: MA LA Power socket standard: EU UK FR CH		
	Executive height adjustable desk with grommet and box for power socket R/H. Power socket built-in.	2000	900	700-1200	DRA204	4758		5186
	Executive height adjustable desk with grommet and box for power socket L/H. Power socket built-in.	2000	900	700-1200	DRA205	4758		5186
	Executive height adjustable desk with integrated flipping power sockets R/H.	2000	900	700-1200	DRA206	5512		5944
	Executive height adjustable desk with integrated flipping power sockets L/H.	2000	900	700-1200	DRA207	5512		5944
	Executive height adjustable desk with fixed pedestal R/H with grommet and box for power socket. Power socket built-in.	2000	1800	700-1200	DRB204	7777		8401

	Description	W	D	H	Code	Price, GBP (RRP)		
						(A) Melamine: PA06 PA07 PA01 PA09 PA10 PA08 PA03 PA02 PA04 PA05		
						(B) Melamine: PA01 PA02 PA05 Painted metal legs: MA01 MA02 MA03 Control button: MA LA Power socket standard: EU UK FR CH		
	Executive height adjustable desk with fixed pedestal L/H with grommet and box for power socket. Power socket built-in.	2000	1800	700-1200	DRB205	7777	8401	
	Executive height adjustable desk with fixed pedestal R/H with integrated flipping power sockets	2000	1800	700-1200	DRB206	8538	9162	
	Executive height adjustable desk with fixed pedestal L/H with integrated flipping power sockets	2000	1800	700-1200	DRB207	8538	9162	
						HPL / Veneer: HA09 HA10 HA19 NA01 NA03 NA04 Painted metal: MA01 MA02 MA03		
	Modesty panel (for HPL/veneer tables)	1670	16	350	DRZ160	444	484	
						Fabric: Era Lucia Synergy, Velito Presto		
	Felt-lined insert	405	337	3	G9A0034	26	33	41
						Accessories		
	File railing set for one bottom drawer EU/UK/US	423	50	10	G1Z0029		89	

MOVE&LEAD

executive desks



FEATURES

- Unique design by Gediminas Juška
- Height adjustment: minimum height 735 mm, maximum 1300 mm
- Fixed height – 740 mm
- Smart cable management
- Built-in 4 power slots – 230V/110V AC output and optional wireless charger

TECHNICAL INFORMATION

Desktop

- 27 mm MDF covered in HPL with sloping edges painted same colour as desktop;
- Short sloping edges have 45° angle and the long ones 18° angle.

Internal leg*

- 12 mm plywood covered in HPL with brushed stainless steel.

External leg

- 12 mm plywood covered in HPL (external leg side) and lacquered veneer (inner leg side);
- Black plastic height levelling feet, H=10 mm (+5 mm).

Lid under the desktop

- 12 mm plywood covered with lacquered veneer.

Wire management and power connectivity

- The electricity supply for the sit-stand desk comes via external leg;
- Unique star type cut-out with removable 12 mm HPL / veneer cover;
- Lid under the desktop with access to hidden power sockets and cable management;
- Built-in power sockets for desk and external devices. 2-3 slots for sit-stand desk or 3-4 slots for fixed height desk will be free to use depending on the desk configuration (with or without wireless charging dock).

Inner metal frame

- Metal tube – 50x20 mm;
- Powder coated metal, black colour by default.

Lifting columns*

- Anti-collision feature;
- Two motors;
- Soft start and soft stop;
- Lifting speed: up to 38 mm/sec;
- Maximum desk lifting capacity (desktop included): 80 kg.

Desktop types

- Desktop with a star type cut-out for extraordinary grommet and wire management;
- Desktop with a star type cut-out for extraordinary grommet and wire management, with built in wireless charging dock.

Desk control button type – LA*

- Up and down drive;
- 2 memory positions;
- Automatic drive on memory position;
- LED reminder;
- Integrated Bluetooth.



Control box*

- Input: 110-240V;
- Frequency: 50/60Hz;
- Output: 18V;
- Power Plug: EU, UK, CH, FR, US;
- Energy consumption: standby 0,01W;
- Operating Cycle: 1 minute on, 9 minutes off.

Fast Qi Wireless charger (built-in under the desktop):

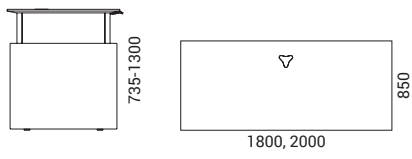
- Output: 15W charging;
- Qi certified.
- The charger may not work properly if the phone has a thick case, if the case is metalized, if it has a card holder with cards in it, or if the camera significantly protrudes from the phone.



*Only for sit-stand desks.

RANGE

Sit-stand desk with or without Qi Wireless charger



Fixed height desk with or without Qi Wireless charger



Optional



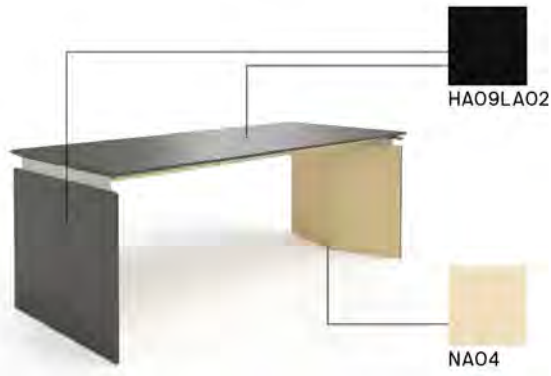
Right fixed pedestal



Left fixed pedestal

ORDERING EXAMPLE

Code structure



BVA201.	HA09LA02.	NA04.	EU
Product	HPL Fenix	Veneer	Power socket standard

	Description	W	D	H	Code	Price, GBP (RRP)			
						HPL (desktop and panel legs):			
						H16B01 H17B03			
						Veneer (inside):			
						NA01	NA03		
						NA04	NC01	NC02	NC03
						Power socket: EU UK FR CH			
	Executive sit-stand desk (with built-in power socket block, grommet and cover for power socket)	1800	850	735 - 1300	BVA180	9378	9713		
		2000	850	735 - 1300	BVA200	9574	9957		
	Executive sit-stand desk (with built-in power socket block, grommet, cover for power socket and Qi wireless charging)	1800	850	735 - 1300	BVA181	9917	10338		
		2000	850	735 - 1300	BVA201	10117	10552		
	Executive fixed desk (with built-in power socket block, grommet and cover for power socket)	1800	850	740	BVA182	5196	5471		
		2000	850	740	BVA202	5381	5722		
	Executive fixed desk (with built-in power socket block, grommet, cover for power socket and Qi wireless charging)	1800	850	740	BVA183	5728	6007		
		2000	850	740	BVA203	5921	6214		

MOVE&LEAD

executive pedestals



FEATURES

- One fixed size
- Left or right option (desk pedestals)
- Fixed to the desk leg (desk pedestals)
- High quality wood veneer with HPL Fenix
- Desk pedestals are suitable for sit-stand and fixed desk versions

TECHNICAL INFORMATION



DESK PEDESTAL

Carcass

- 18 mm chipboard covered in wood veneer;
- 18 mm MFC (melamine) with 0,5/1 mm ABS edging, black colour by default;
- 18 mm MDF covered in wood veneer with 0,5 mm edging;
- Milled top panel for convenient drawer opening;
- Natural wood 0,5 mm veneer lacquered edging.

Drawers

- 18 mm plywood covered in HPL with lacquered plywood edging;
- 18 mm plywood covered in wood veneer with lacquered plywood edging;
- 15 mm chipboard covered in wood veneer with 0,5/1,5 mm edging;
- Pencil drawer bottom is milled and covered in black leather;
- Full extension runners with soft closing mechanism;
- Drawer load capacity – 10 kg.
- Removable bottle stand inside the bottom drawer (9 mm plywood covered in wood veneer).

Leg

- 16 mm chipboard covered in HPL Fenix with 1 mm ABS edging;
- Black plastic height levelling feet, H=10 mm (+10 mm).



PEDESTAL WITH TWO DRAWERS

Carcass

- 18 mm chipboard covered in wood veneer;
- 18 mm MFC (melamine) with 0,5/1 mm ABS edging, in black colour by default;
- 18 mm MDF covered in wood veneer with 0,5 mm edging;
- Milled top panel for convenient drawer opening;
- Natural wood 0,5 mm veneer lacquered edging.

Drawers

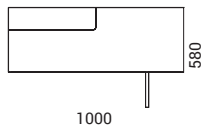
- 18 mm plywood covered in wood veneer with lacquered plywood edging;
- 15 mm chipboard covered in wood veneer with 0,5/1,5 mm edging;
- Full extension runners with soft closing mechanism;
- Drawer load capacity – 10 kg.

Leg

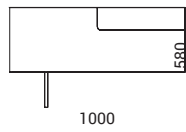
- 16 mm chipboard covered in HPL Fenix with 1 mm ABS edging;
- Black plastic height levelling feet, H=10 mm (+10 mm).

RANGE

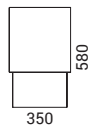
Desk pedestal



R/H

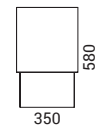
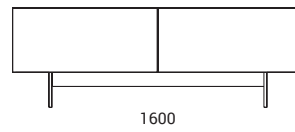


L/H



Side view

Pedestal with two drawers



Side view

Drawers inserts included in the desk pedestal

Optional

(only for pedestal with two drawers)



File rails

ADDITIONAL INFORMATION



- Desk pedestals (G1B0500.101) are not free standing and must be fixed to the desk leg (left or right) with screws. Please follow the assembly instructions (included in the package).



- Pedestal drawers are without handles. There is a special milling for convenient opening.



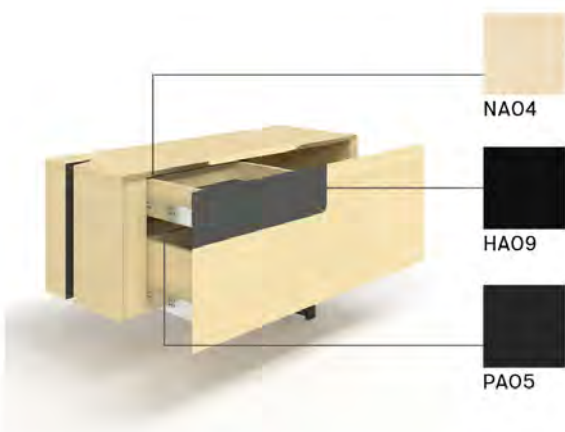
- Both pedestal drawers can be converted into file drawers (file rails must be ordered separately). Pedestal rail system is universal and suitable for EU / UK / US file standards.







- Pedestal G1B0503 must be fixed to the wall (through back, left or right side) or another MOVE&LEAD cabinet (through left or right side). Fittings included in the package.

ORDERING EXAMPLE

Code structure



G1B0500.	HA09.	NA04.	PA05
Product	HPL	Veneer	Melamine

	Description	W	D	H	Code	Price, GBP (RRP)	
						HPL (drawer and leg): HA09 HA10	
						Veneer (carcass): NA01 NA03 NA04 NC01 NC02 NC03	
						Melamine (shelves): PA05	
	Fixed pedestal (right)	1000	350	580	G1B0500	2221	2462
	Fixed pedestal (left)	1000	350	580	G1B0499	2221	2462
	Pedestal with two drawers. IMPORTANT: the cabinet must be fixed to the wall or to any type of MOVE&LEAD cabinet, standing next to it.	1600	350	580	G1B0503	2576	2857
						Accessories	
	File railings EU/UK/US	423	50	10	G1Z0028	92	

MOVE&LEAD

executive

cabinets



FEATURES

- Left or right option for wardrobes and cabinets
- Free standing wardrobes and cabinets
- Adjustable shelf height in wardrobes and cabinets
- Made from high quality wood veneer with HPL Fenix

TECHNICAL INFORMATION

SHELVES AND SHELVING UNITS

Carcass

- 12 mm chipboard covered in HPL Fenix with 1 mm ABS edging;
- 12 mm plywood covered in wood veneer;
- 18 mm MFC (melamine) with 1 mm ABS edging, coloured in black by default;
- 25 mm MDF;
- Load capacity: 10 kg per unit.



WARDROBES AND CABINETS

Carcass

- 18 mm chipboard covered in wood veneer;
- Milled side panel for convenient door opening;
- Natural wood / 0,5 mm veneer lacquered edging.

Shelves

- 18 mm MFC (melamine) with 1mm ABS edging, coloured in black by default;
- Shelf load capacity: 15 kg.

Doors

- 18 mm plywood covered in HPL with lacquered plywood edging;
- 155° opening angle with soft closing system.



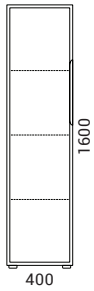
Base

- Black plastic height levelling feet, H=17 mm (+10 mm).

RANGE

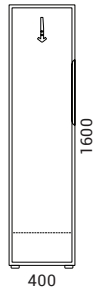
Cabinet with 3 adjustable shelves

L/H, R/H




Wardrobe with hook

L/H, R/H



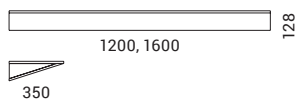
Wardrobe with pull out rail

L/H, R/H

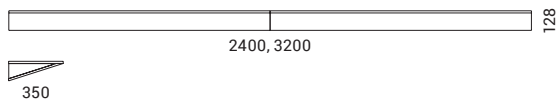


ATTENTION! Combinations with connected 3 or more cabinets in a row are not possible! Handle is accessible from side only.

Shelves




Shelving units




ATTENTION! Fixing process needs space in both sides. It is impossible to hang shelves next to a wall or in a wall recess. All other furniture next to shelves must be installed after fixing shelves.

ORDERING EXAMPLE

Code structure



G1B0506.	HA09.	NA04.	PA05
Product	HPL (door)	Veneer (carcass)	Melamine (shelves)

	Description	W	D	H	Code	Price, GBP (RRP)				
						HPL (door): HA09 HA10				
						Veneer (carcass):				
						NA01	NA03	NC02 NC03		
						NA04	NC01			
						Melamine (shelves): PA05				
	Wardrobe (hanging hook and shelf), L/H	400	450	1600	G1B0504	2510		2794		
	Wardrobe (hanging hook and shelf), R/H	400	450	1600	G1B0505	2510		2794		
	Wardrobe (metal pull-out hanging rail and shelf), L/H	600	450	1600	G1B0508	2853		3164		
	Wardrobe (metal pull-out hanging rail and shelf), R/H	600	450	1600	G1B0509	2853		3164		
	Cabinet (3 shelves, L/H)	400	450	1600	G1B0506	2292		2517		
	Cabinet (3 shelves R/H)	400	450	1600	G1B0507	2292		2517		
						HPL (top panel): HA09 HA10				
						Veneer (carcass):				
						NA01	NA03	NC02 NC03		
						NA04	NC01			
	Shelf	1200	350	128	G1B0501	780		846		
		1600	350	128	G1B0502	1005		1079		
	Shelving unit	2400	350	128	G1B0510	1552		1696		
		3200	350	128	G1B0511	2014		2155		

PLANA

Executive desks



Technical information

8 types of desks

R/H and L/H;
R/H and L/H with modesty panel;
R/H and L/H with fixed pedestal;
R/H and L/H with modesty panel and fixed pedestal.

Supplementary unit

Affixed with plates to the longer edge of the desktop;
1400x800 mm, H=750 mm.

Desktop

36 mm MFC (melamine) with 2 mm ABS edging;
37 mm chipboard covered in wood veneer with 1,5 mm edging;
Grain direction runs the length of the desktop;
1800x900/2200x900 mm;
Desk height – 750 mm;
420x140 mm cut-out for grommet and power socket box.

Modesty panel

36 mm MFC (melamine) with 2 mm ABS edging;
37 mm chipboard covered in wood veneer with 1,5 mm edging.

Legs

Folded steel band – 60x10 mm;
Powder coated metal or polished chrome;
Hard felt pads glued to the bottom of the legs, H=10 mm;
Fastened with screws (“metal to metal”).

Rectangular grommet with metal frame


18 mm MFC (melamine) or 19 mm chipboard covered in wood veneer matching the desktop;
Grommet dimensions – 380x135 mm;
Hinges with soft closing;
Folded steel band metal frame – 12 mm width on top;
Metal frame dimensions – 445x170 mm;
Powder coated metal or polished chrome.

Box for power socket block

16 mm MFC (melamine) or chipboard covered in wood veneer matching the desktop;
Inside dimensions – 420x145 mm, H=115 mm (incl. desktop);
Round black plastic cable port at the centre of long side, Ø60 mm.

Fixed pedestals


900x600 mm with two drawers and a pull-out drawer for suitcase, handbag or computer case;
L/H (left) or R/H (right);
Base leg made of folded steel band – 60x8 mm;
H=615 mm (carcass – 500 mm; base leg – 115 mm);
Other technical information matches the one covered in “PLANA pedestals”.




Cut-out for grommet and power socket box

Range


R/H desk



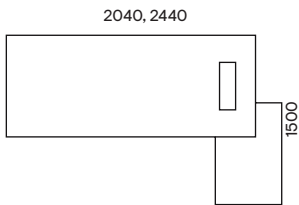
L/H desk



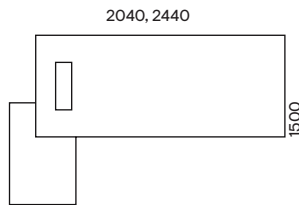
Supplementary unit



With fixed pedestal R/H



With fixed pedestal L/H












Ordering example





Code structure



BPA240.	NA01.	PA01.	MA05.	MA05
Product	A Veneer (tabletop)	B Melamine (pedestal)	Metal legs	Grommet metal frame

	Description	W	D	H	Code	Price, GBP (RRP)							
						Melamine:							
						PA06 PA02	PA07 PA02	PA01 PA05	PA03	PA09 PA05	PA10 PA05	PA08 PA05	PA04
						Metal legs:							
						MA01 MA02 MA03 MA04 MA05			MB01	MA01 MA02 MA03 MA04 MA05			MB01
						Grommet metal frame:							
						MA01 MA02 MA03 MA04 MA05			MB01	MA01 MA02 MA03 MA04 MA05			MB01
	Executive desk, R/H (with grommet and box for power socket)	1800	900	750	BPA180	1622			3282			1797	3482
		2200	900	750	BPA220	1726			3345			1934	3575
	Executive desk, L/H (with grommet and box for power socket)	1800	900	750	BPA181	1622			3282			1797	3482
		2200	900	750	BPA221	1726			3345			1934	3575
	Executive desk with modesty panel, R/H (with grommet and box for power socket)	1800	900	750	BPA182	1578			2953			1823	3223
		2200	900	750	BPA222	1674			3067			1967	3382
	Executive desk with modesty panel, L/H (with grommet and box for power socket)	1800	900	750	BPA183	1578			2953			1823	3223
		2200	900	750	BPA223	1674			3067			1967	3382
						Melamine:							
						PA06 PA02	PA07 PA02	PA01 PA05	PA03	PA09 PA05	PA10 PA05	PA08 PA05	PA04
						Metal legs:							
						MA01 MA02 MA03 MA04 MA05			MB01	MA01 MA02 MA03 MA04 MA05			MB01
	Meeting extension for executive desk (attached to the central part of executive desk)	1400	800	750	BPD140	732			1312			788	1368

	Description	W	D	H	Code	Price, GBP (RRP)					
						Veneer:					
						NA01	NA03	NA04	NC01	NC02	NC03
						Metal legs:					
						MA01				MA01	
						MA02				MA02	
						MA03	MB01			MA03	MB01
						MA04				MA04	
						MA05				MA05	
						Grommet metal frame:					
						MA01				MA01	
						MA02				MA02	
						MA03	MB01			MA03	MB01
						MA04				MA04	
						MA05				MA05	
	Executive desk, R/H (with grommet and box for power socket)	1800	900	750	BPA180	1937				2052	3814
		2200	900	750	BPA220	2082				2204	3930
	Executive desk, L/H (with grommet and box for power socket)	1800	900	750	BPA181	1937				2052	3814
		2200	900	750	BPA221	2082				2204	3930
	Executive desk with modesty panel, R/H (with grommet and box for power socket)	1800	900	750	BPA182	2044				2204	3681
		2200	900	750	BPA222	2233				2414	3918
	Executive desk with modesty panel, L/H (with grommet and box for power socket)	1800	900	750	BPA183	2044				2204	3681
		2200	900	750	BPA223	2233				2414	3918
						Veneer:					
						NA01	NA03	NA04	NC01	NC02	NC03
						Metal legs:					
						MA01				MA01	
						MA02				MA02	
						MA03	MB01			MA03	MB01
						MA04				MA04	
						MA05				MA05	
	Meeting extension for executive desk (attached to the central part of executive desk)	1400	800	750	BPD140	862				913	1493

	Description	W	D	H	Code	Price, GBP (RRP)			
						(A) Melamine (tabletop): PA06 PA07 PA01 PA03 PA02			
						(B) Melamine (pedestal): PA06 PA07 PA01 PA03 PA09 PA10 PA08 PA04 PA02 PA05			
						Metal legs: MA01 MA02 MA03 MA04 MA05 MB01 MA01 MA02 MA03 MA04 MA05 MB01			
						Grommet metal frame: MA01 MA02 MA03 MA04 MA05 MB01 MA01 MA02 MA03 MA04 MA05 MB01			
	Executive desk with fixed pedestal G1A0242 on the right (with grommet and box for power socket)	2040	1500	750	BPA200	2830	4645	3008	4823
		2440	1500	750	BPA240	2934	4708	3112	4886
	Executive desk with fixed pedestal G1A0243 on the left (with grommet and box for power socket)	2040	1500	750	BPA201	2830	4645	3008	4823
		2440	1500	750	BPA241	2934	4708	3112	4886
	Executive desk with modesty panel and fixed pedestal G1A0242 on the right (with grommet and box for power socket)	2040	1500	750	BPA202	2786	4316	2964	4494
		2440	1500	750	BPA242	2882	4430	3060	4608
	Executive desk with modesty panel and fixed pedestal G1A0243 on the left (with grommet and box for power socket)	2040	1500	750	BPA203	2786	4316	2964	4494
		2440	1500	750	BPA243	2882	4430	3060	4608

	Description	W	D	H	Code	Price, GBP (RRP)			
						(A) Melamine (tabletop): PA09 PA10 PA08 PA04 PA05			
						(B) Melamine (pedestal): PA06 PA07 PA01 PA03 PA09 PA10 PA08 PA04 PA02 PA05			
						Metal legs: MA01 MA02 MA03 MA04 MA05 MB01 MA01 MA02 MA03 MA04 MA05 MB01			
						Grommet metal frame: MA01 MA02 MA03 MA04 MA05 MB01 MA01 MA02 MA03 MA04 MA05 MB01			
	Executive desk with fixed pedestal G1A0242 on the right (with grommet and box for power socket)	2040	1500	750	BPA200	3005	4845	3183	5023
		2440	1500	750	BPA240	3142	4938	3320	5116
	Executive desk with fixed pedestal G1A0243 on the left (with grommet and box for power socket)	2040	1500	750	BPA201	3005	4845	3183	5023
		2440	1500	750	BPA241	3142	4938	3320	5116
	Executive desk with modesty panel and fixed pedestal G1A0242 on the right (with grommet and box for power socket)	2040	1500	750	BPA202	3031	4586	3209	4764
		2440	1500	750	BPA242	3175	4745	3353	4923
	Executive desk with modesty panel and fixed pedestal G1A0243 on the left (with grommet and box for power socket)	2040	1500	750	BPA203	3031	4586	3209	4764
		2440	1500	750	BPA243	3175	4745	3353	4923

	Description	W	D	H	Code	Price, GBP (RRP)					
--	-------------	---	---	---	------	------------------	--	--	--	--	--

(A) Veneer (tabletop):

NA01 NA03 NA04 NC01

(B) Melamine/Veneer (pedestal):

PA01 PA03 PA04 NA01 NA03
PA02 PA02 NA04 NC01

Metal legs:

MA01 MA01 MA01
MA02 MA02 MA02
MA03 MB01 MA03 MB01 MA03 MB01
MA04 MA04 MA04
MA05 MA05 MA05

Grommet metal frame:

MA01 MA01 MA01
MA02 MA02 MA02
MA03 MB01 MA03 MB01 MA03 MB01
MA04 MA04 MA04
MA05 MA05 MA05



Executive desk with fixed pedestal G1A0242 on the right (with grommet and box for power socket)

2040	1500	750	BPA200	3145	4974	3323	5152	4088	5917
2440	1500	750	BPA240	3290	5060	3468	5238	4233	6003



Executive desk with fixed pedestal G1A0243 on the left (with grommet and box for power socket)

2040	1500	750	BPA201	3145	4974	3323	5152	4088	5917
2440	1500	750	BPA241	3290	5060	3468	5238	4233	6003







Executive desk with modesty panel and fixed pedestal G1A0242 on the right (with grommet and box for power socket)

2040	1500	750	BPA202	3252	4796	3430	4974	4195	5739
2440	1500	750	BPA242	3441	4985	3619	5163	4384	5928



Executive desk with modesty panel and fixed pedestal G1A0243 on the left (with grommet and box for power socket)

2040	1500	750	BPA203	3252	4796	3430	4974	4195	5739
2440	1500	750	BPA243	3441	4985	3619	5163	4384	5928

	Description	W	D	H	Code	Price, GBP (RRP)					
						(A) Veneer (tabletop): NA01 NA03 NA04 NC01					
						(B) Melamine/Veneer (pedestal): PA01 PA03 PA04 NA01 NA03 PA02 PA02 NA04 NC01					
						Metal legs: MA01 MA02 MA03 MA04 MA05 MB01 MA01 MA02 MA03 MA04 MA05 MA01 MA02 MA03 MA04 MA05 MB01					
						Grommet metal frame: MA01 MA02 MA03 MA04 MA05 MB01 MA01 MA02 MA03 MA04 MA05 MA01 MA02 MA03 MA04 MA05 MB01					
	Executive desk with fixed pedestal G1A0242 on the right (with grommet and box for power socket)	2040	1500	750	BPA200	3260	5177	3438	5355	4573	6490
		2440	1500	750	BPA240	3412	5293	3590	5471	4725	6606
	Executive desk with fixed pedestal G1A0243 on the left (with grommet and box for power socket)	2040	1500	750	BPA201	3260	5177	3438	5355	4573	6490
		2440	1500	750	BPA241	3412	5293	3590	5471	4725	6606
	Executive desk with modesty panel and fixed pedestal G1A0242 on the right (with grommet and box for power socket)	2040	1500	750	BPA202	3412	5044	3590	5222	4725	6357
		2440	1500	750	BPA242	3622	5281	3800	5459	4935	6594
	Executive desk with modesty panel and fixed pedestal G1A0243 on the left (with grommet and box for power socket)	2040	1500	750	BPA203	3412	5044	3590	5222	4725	6357
		2440	1500	750	BPA243	3622	5281	3800	5459	4935	6594

PLANA executive pedestals



FEATURES

- High quality wood veneer, impact-resistant melamine or combinations
- Different thickness combinations of facade panels, lowered top panel
- The inside of the top drawer is coated with black genuine leather

TECHNICAL INFORMATION

Types

- 900x600x517 mm with two drawers and a pull-out drawer for suitcase, handbag or computer case (L/H or R/H);
- 1200x600x517 mm with two drawers and height adjustable shelf with double doors (L/H or R/H);

Carcass

- 18 mm MFC (melamine) with 1 mm ABS edging;
- 19 mm chipboard covered in wood veneer with 1,5 mm edging;
- Grain direction runs horizontally;
- Top panel lowered by 20 mm;
- Grain direction of the top panel matches the tabletop.

Drawers

- 16 mm MFC (melamine) with 1 mm ABS edging;
- 16 mm chipboard covered in wood veneer with 1,5 mm edging;
- Maximum drawer load - 30 kg;
- Pull-out and top drawers - full extension rails with soft closing;
- Bottom drawer - rails with rejection and opening system TIP-ON (no handles);
- The inside of the top drawer is coated with black genuine leather.

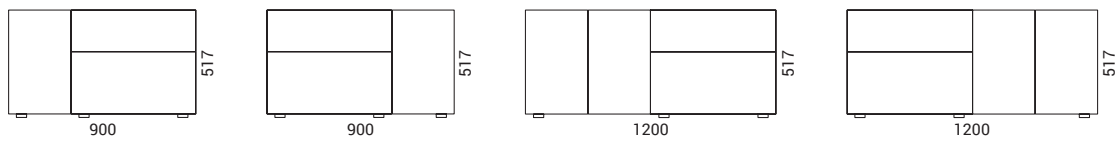
Facade and back panels

- Combination of 18/19 mm and 25 mm thickness panels;
- 18/25 mm MFC (melamine) with 1/2 mm ABS edging;
- 19/25 mm chipboard covered in wood veneer with 1,5 mm edging;
- Grain direction runs horizontally;
- Asymmetrical composition of the facade and the back panels;
- Doors - hinges with soft closing function, opening angle - 95°.

Base

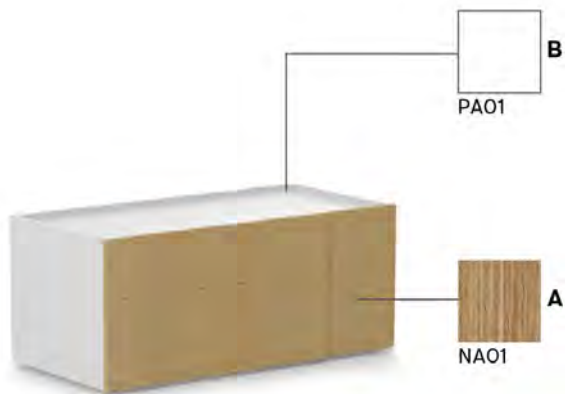
- Black plastic height levelling feet, adjustable from inside, H=17 mm (+8 mm);
- The specified height of the unit includes the height of the feet.

RANGE











ORDERING EXAMPLE

Code structure



G1A0245.	NA01.	PA01
Product	A Veneer (doors)	B Melamine (carcass)

	Description	W	D	H	Code	Price, GBP (RRP)			
						(A) Melamine (doors): PA06 PA09 PA06 PA09 PA07 PA10 PA07 PA10 PA01 PA08 PA01 PA08 PA03 PA04 PA03 PA04 PA02 PA05 PA02 PA05			
						(B) Melamine (carcass): PA06 PA07 PA01 PA09 PA10 PA08 PA03 PA02 PA04 PA05			
	Pedestal (one pull-out drawer on the left; 2 drawers on the right, upper drawer lined with genuine leather)	900	600	517	G1A0242	1087	1112	1227	1253
	Pedestal (one pull-out drawer on the right; 2 drawers on the left, upper drawer lined with genuine leather)	900	600	517	G1A0243	1087	1112	1227	1253
	Pedestal (1 shelf on the left; 2 drawers on the right, upper drawer lined with genuine leather)	1200	600	517	G1A0244	1109	1127	1260	1290
	Pedestal (1 shelf on the right; 2 drawers on the left, upper drawer lined with genuine leather)	1200	600	517	G1A0245	1109	1127	1260	1290

	Description	W	D	H	Code	Price, GBP (RRP)					
						(A) Veneer (doors): NA01 NA03 NA04 NC01 NC02 NC03					
						(B) Melamine / Veneer (carcass): PA01 PA03 PA02 PA04 NA01 NA03 NC01 PA01 PA03 PA02 PA04 PA05 NC02 NC03					
	Pedestal (one pull-out drawer on the left; 2 drawers on the right, upper drawer lined with genuine leather)	900	600	517	G1A0242	1360	1401	2055	1427	1464	2384
	Pedestal (one pull-out drawer on the right; 2 drawers on the left, upper drawer lined with genuine leather)	900	600	517	G1A0243	1360	1401	2055	1427	1464	2384
	Pedestal (1 shelf on the left; 2 drawers on the right, upper drawer lined with genuine leather)	1200	600	517	G1A0244	1419	1478	2136	1475	1519	2447
	Pedestal (1 shelf on the right; 2 drawers on the left, upper drawer lined with genuine leather)	1200	600	517	G1A0245	1419	1478	2136	1475	1519	2447

PLANA executive cabinets



FEATURES

- High quality wood veneer, impact-resistant melamine or combinations
- Solid 25 mm thick shelves
- Different door thickness and lowered top panel
- Hinged doors with no handles and soft closing

TECHNICAL INFORMATION



OPEN SHELF UNITS

Types

- 3 height levels - 2H/3H/5H;
- Dimensions: 900x400 mm, H=814/1190/1942 mm.

Back and vertical panels

- 18 mm MFC (melamine) with 1 mm ABS edging;
- 19 mm chipboard covered in wood veneer with 1,5 mm edging;
- Grain direction runs the length of the shelves.

Fixed shelves

- 25 mm MFC (melamine) with 2 mm ABS edging;
- 25 mm chipboard covered in wood veneer with 1,5 mm edging;
- Grain direction runs the length of the edge;
- Top shelf lowered by 20 mm.

Base

- Black plastic height levelling feet, adjustable from inside, H=17 mm (+8 mm);
- The specified height of the unit includes the height of the feet.



CLOSED CABINETS

Types

- 3 height levels - 2H/3H/5H;
- Dimensions: 900x400 mm, H=814/1190/1942 mm.

Carcass

- Back and side panels - 18 mm MFC (melamine) with 1 mm ABS edging or 19 mm chipboard covered in wood veneer with 1,5 mm edging, the grain direction runs horizontally;
- Fixed shelves - 25 mm MFC (melamine) with 2 mm ABS edging or chipboard covered in wood veneer with 1,5 mm edging, the grain direction runs the length of the edge;
- Top panel lowered by 20 mm;
- Metal pull-out hanging rail inside wardrobe.

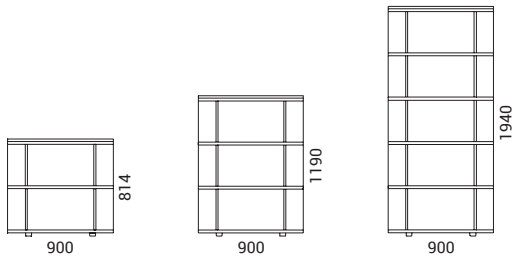
Doors

- Combination of different thickness panels - 18/19 mm (600 mm wide) and 25 mm (300 mm wide);
- 18 mm/25 mm MFC (melamine) with 1/2 mm ABS edging;
- 19 mm/25 mm chipboard covered in wood veneer with 1,5 mm edging;
- Grain direction runs horizontally;
- Hinges with soft closing system, opening angle - 95°;
- The doors of 5H cabinets have a mechanical opening system TIP-ON (no handles);
- Doors have symmetrical construction, therefore the 600 mm and 300 mm wide doors can be switched (except the wardrobe).

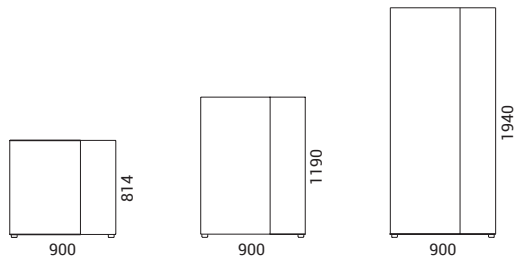
Base

- Black plastic height levelling feet, adjustable from inside - H=17 mm (+8 mm);
- The specified height of the unit includes the height of the feet.

RANGE



400 mm - depth of open shelf units



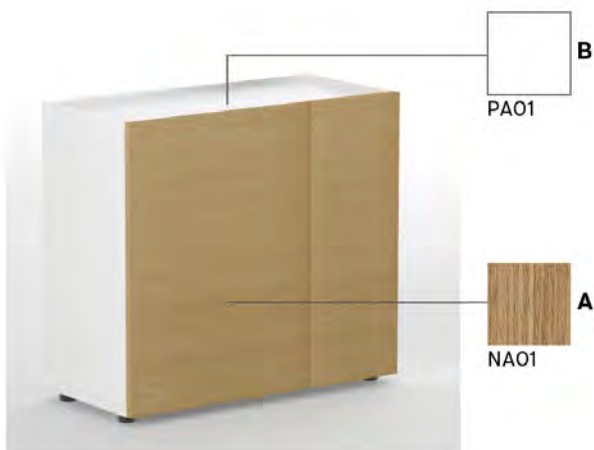
425 mm - depth of closed cabinets

ORDERING EXAMPLE

Code structure



BPE090.	NA01.	PA01
Product	Veneer A	Melamine B



BPE093.	NA01.	PA01
Product	A Veneer (doors)	B Melamine (carcass)

	Description	W	D	H	Code	Price, GBP (RRP)			
						(A) Melamine (inside): PA06 PA09 PA06 PA09 PA07 PA10 PA07 PA10 PA01 PA08 PA01 PA08 PA03 PA04 PA03 PA04 PA02 PA05 PA02 PA05			
						(B) Melamine (carcass): PA06 PA07 PA01 PA09 PA10 PA08 PA03 PA02 PA04 PA05			
	Bookcase (with 2 shelves)	900	400	814	BPE090	292	317	381	406
	Bookcase (with 3 shelves)	900	400	1190	BPE091	406	443	529	566
	Bookcase (with 5 shelves)	900	400	1942	BPE092	613	665	794	846
	Cabinet (with 2 shelves; without lock)	900	425	814	BPE093	348	367	447	466
	Cabinet (with 3 shelves; without lock)	900	425	1190	BPE094	706	754	850	898
	Cabinet (with 5 shelves; push to open function; without lock)	900	425	1942	BPE095	1120	1194	1346	1420
	Wardrobe (metal pull-out hanging rail and 1 upper shelf on the left; 5 shelves on the right; push to open function; without lock)	900	425	1942	BPE096	1153	1227	1390	1464

*Cabinet depth with doors

	Description	W	D	H	Code	Price, GBP (RRP)					
						(A) Veneer (doors): NA01 NA03 NA04 NC02 NC03 NC01					
						(B) Melamine / Veneer (carcass): PA01 PA03 PA02 PA04 NA01 NA03 NC01 PA01 PA03 PA02 PA04 PA05 NC02 NC03					
	Bookcase (with 2 shelves)	900	400	814	BPE090	499	588	858	565	654	1013
	Bookcase (with 3 shelves)	900	400	1190	BPE091	705	828	1201	801	924	1438
	Bookcase (with 5 shelves)	900	400	1942	BPE092	1094	1275	1867	1271	1452	2285
	Cabinet (with 2 shelves; without lock)	900	425	814	BPE093	559	658	1064	607	706	1275
	Cabinet (with 3 shelves; without lock)	900	425	1190	BPE094	1072	1216	1881	1194	1338	2277
	Cabinet (with 5 shelves; push to open function; without lock)	900	425	1942	BPE095	1719	1945	3005	1907	2133	3663
	Wardrobe (metal pull-out hanging rail and 1 upper shelf on the left; 5 shelves on the right; push to open function; without lock)	900	425	1942	BPE096	1752	1989	3039	1940	2177	3663

*Cabinet depth with doors

AIR Executive desks



Technical information

Desktop

120 mm made from chipboard covered in wood veneer;
 25 mm chipboard covered in wood veneer with 2 mm edging, Ø80 mm cut-out for grommet;
 Desk height: 780 mm – for 120 mm desktop; 740 mm – for 25 mm desktop.

Legs

Welded metal construction from 12 mm tube;
 Powder coated metal or polished chrome;
 Plastic feet with height levelling (+10 mm);
 Hollow leg structure for wire management (desk with 120 mm desktop).

Metal beam (25 mm desktop)

Metal tube - 40x20 mm;
 Powder coated metal, white colour by default.
 Drawers (120 mm desktop)
 Made of chipboard covered in wood veneer;
 Full extension with soft closing mechanism;
 The inside of pencil tray drawer is coated with black genuine leather;
 The hidden pull-out shelf for laptop PC is made of chipboard covered in wood veneer, the façade has soft closing hinges, the inside shelf slides out with tip-on function.

Details and accessories (included)

120 mm desktop

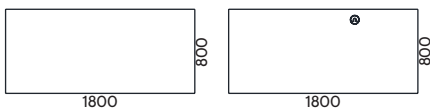
Polished stainless steel built-in hook on the right side of the desk for a bag or a briefcase;
 640x150 mm, H=100 mm open box on the desktop right side - inside covered in wood veneer, with vertical partitions for documents;
 Grommet for wire management made of 19 mm chipboard covered in wood veneer with thin edging, soft closing hinges;
 Integrated power block with 3 AC power sockets 100-240 V.

25 mm desktop

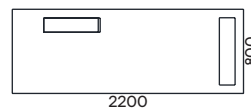
Semi-transparent matte plastic grommet in grey outline for wire management, Ø80 mm.

Range

25 mm desktop



120 mm desktop







ORDERING EXAMPLE

Code structure



BIA220.	NA03.	MB01.	EU
Product	Veneer	Metal	Power socket standard

		Description	W	D	H	Code	Price, GBP (RRP)				
							Veneer:				
							NA01	NA03	NA04	NC02	NC03
							NC01				
							Metal legs:				
							MA01		MA01		
							MA02	MB01	MA02	MB01	
							MA03		MA03		
							Power socket standard: EU UK				
		Desk (120mm thick desktop) with built-in power socket block (L/H side), 1 drawer, 1 pencil drawer and pull out shelf for computer (laptop)	2200	800	780	BIA220	4797	4960	5329	5492	
		Desk (120mm thick desktop) with built-in power socket block (L/H side), 2 file drawers and 1 pencil drawer	2200	800	780	BIA221	4727	4890	5230	5393	
							Veneer:				
							NA01	NA03	NA04	NC02	NC03
							NC01				
							Metal legs:				
							MA01		MA01		
							MA02	MB01	MA02	MB01	
							MA03		MA03		
		Desk	1800	800	740	BIA180	735	1149	813	1227	
		Desk with a cable port for wire management	1800	800	740	BIA181	761	1175	842	1256	

AIR Executive meeting tables



Technical information

Tabletop

120 mm made from chipboard covered in wood veneer;
25 mm chipboard covered in wood veneer with 2 mm edging;
Table height: 780 mm – for 120 mm tabletop; 740 mm – for 25 mm tabletop;
Rectangular cut-out for metal grommet and wire management (25 mm tabletop).

Legs

Welded metal construction from 12 mm tube;
Powder coated metal or polished chrome;
Plastic feet with height levelling (+10 mm);
Hollow leg structure for wire management (table with 120 mm tabletop).

Metal beam (25 mm tabletop)

Metal tube – 40x20 mm;
Powder coated metal, white colour by default.

Details and accessories (included, 120 mm tabletop)

Built-in open shelves covered in wood veneer - on the short sides of 120 mm tabletop, 300 mm depth;
440x140 mm, H=100 mm open box - inside covered in wood veneer;
Grommet for wire management made of 19 mm chipboard covered in wood veneer with thin edging, soft closing hinges;
Integrated power block with 3 AC power sockets 100-240 V.

Must be ordered

(for tabletop with cut-out)




Metal grommet:
317x119 mm, H=27 mm

Optional




Power socket blocks



Cable trays



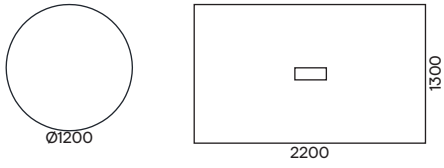
Cable ducts



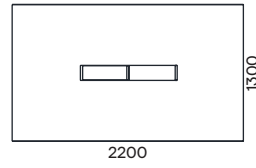
Leather table mats

Range

25 mm tabletop



120 mm tabletop



ORDERING EXAMPLE

Code structure



CIM221.	NA03.	MB01.	EU
Product	Veneer	Metal	Power socket

	Description	W	D	H	Code	Price, GBP (RRP)			
--	-------------	---	---	---	------	------------------	--	--	--

Veneer:

NA01 NA03 NA04 NC02 NC03
NC01

Metal legs:

MA01 MA02 MA03 MB01 MA01 MA02 MA03 MB01

Power socket standard: EU UK



Meeting table (120mm thick desktop) with built-in power socket block (8 seats)

2200 1300 780 CIM221

3197 3360 3844 4007

Veneer:

NA01 NA03 NA04 NC02 NC03
NC01

Metal legs:

MA01 MA02 MA03 MB01 MA01 MA02 MA03 MB01

Power socket standard: EU UK



Meeting table (6 seats)

Ø1200 740 CIM120

598 1012 657 1071



Meeting table (8 seats) with cut-out for grommet (G6F0147 must be ordered)

2200 1300 740 CIM220

1057 1471 1182 1596

AIR Executive cabinets



FEATURES

- High quality wood veneer
- Solid wood edges
- Hinged doors with no handles

TECHNICAL INFORMATION

Carcass

- 19 mm chipboard covered in wood veneer with 1,5 mm edging;
- 45° solid wood edges.

Shelves

- 19 mm chipboard covered in wood veneer with 1,5 mm edging;
- Fixed height.

Doors

- 19 mm chipboard covered in wood veneer with 1,5 mm edging;
- 45° solid wood edges;
- Push-open function for handle-less doors.

Fitting

- Cams with connecting bolts;
- Fast assembling hinges (do not require any tools to connect hinges and plates);
- Wardrobe with metal pull-out hanging rail.

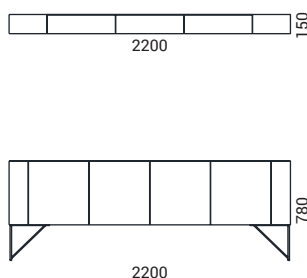
Metal legs

- Welded metal construction from 12 mm tube;
- Powder coated metal or polished chrome;
- Plastic feet with height levelling (+10 mm);
- Fastened with bolts - "metal to metal" construction.

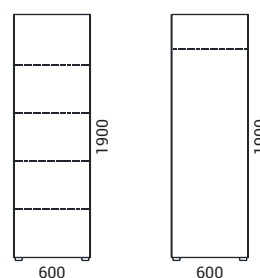
Plastic legs

- Black plastic height levelling feet, H=23 mm +10 mm.

RANGE



D = 400 mm



D = 400 mm

ORDERING EXAMPLE





Code structure



DIE202.	NA03.	MB01
Product	Veneer	Metal



DIE202.	NA03
Product	Veneer

	Description	W	D	H	Code	Price, GBP (RRP)			
						Veneer (cabinet):			
						NA01 NA03 NA04 NC01		NC02	NC03
						Metal legs:			
						MA01 MA03	MB01	MA01 MA03	MB01
	Cabinet with 4 doors	2200	400	780	DIE202	2647	2780	3009	3142
						Veneer:			
						NA01 NA03 NA04 NC01		NC02	NC03
	Shelf with silent closing mechanism (attached to the wall, with 4 drawers)	2200	400	150	G1B0215	3009		3330	
	Cabinet (4 shelves; L/H or R/H)	600	400	1900	G1B0209	2262		2624	
	Wardrobe, L/H or R/H	600	400	1900	G1B0210	2073		2391	

ICE reception furniture



FEATURES

- Free-standing reception unit for standard sit-stand or fixed height desks
- Easy assembling
- Front panels can be pressed with veneer or melamine
- 2 different sizes
- 2 different styles

TECHNICAL INFORMATION

Back/inside panel unit

- 17 mm chipboard covered with veneer, with 1,5 mm edging;
- 18 mm MFC melamine with 1 mm ABS edging.

Top of the upper unit

- 17 mm chipboard covered with veneer, with 1,5 mm edging;
- 18 mm MFC melamine with 2 mm ABS edging.

Plinth

- Exterior part (front and side facades) melamine or veneer;
- 18 mm MFC melamine with 1 mm ABS edging;
- 17 mm chipboard covered with veneer, with 1,5 mm edging.

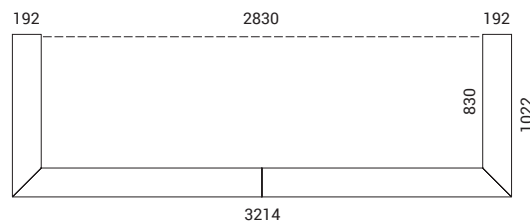
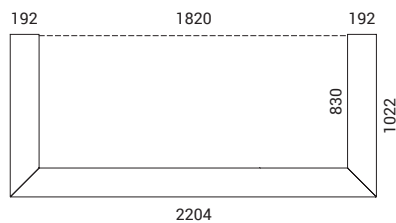
Carcass

- 16 mm MFC melamine with 1 mm ABS edging;
- 18 mm MDF;
- Black (PA05) or white (PA01).

Facades

- 17 mm chipboard covered with veneer, with 1,5 mm edging;
- 16 mm MFC melamine with 2mm ABS edging.

RANGE



FRONT/SIDE PANEL DESIGN

RNS221 / RNS321



RNS222 / RNS322




ADDITIONAL INFORMATION

Desk space




- RNS221/222 (for 1 desk) - suitable for all standard 1800x700/800 mm sit-stand or fixed height desks;
- RNS321/322 (for 2 desks) - suitable for all standard 1400x700/800 mm sit-stand or fixed height desks.

ORDERING EXAMPLE

Code structure




RNS321.	PA07.	PA10.	PA05
Product	Melamine/Veneer	Melamine/Veneer	Melamine

	Description	W	D	H	Code	Price, GBP (RRP)											
	Reception furniture for 1 working place. Front part: melamine, veneer. Plinth and top: melamine, veneer. Inserts of the front part: melamine. Compatible with all sit-stand desks or fixed-height desks.	2204	1022	1100	RNS221	(A) Melamine: PA06 PA07 PA01 PA03 PA02		PA09 PA10 PA08 PA04 PA05		Veneer: NA01 NA03 NA04 NC01							
						(B) Melamine: PA06 PA07 PA01 PA02 PA03		PA09 PA10 PA08 PA04 PA05		Veneer: NA01 NA03 NA04 NC01							
						(C) Melamine: PA05 PA01						2328	2435	2661	2768	3991	4461
	Reception furniture for 2 working places. Front part: melamine, veneer. Plinth and top: melamine, veneer. Inserts of the front part: melamine. Compatible with all sit-stand desks or fixed-height desks.	3214	1022	1100	RNS321	2824	2949	3241	3366	4832	5436						
							Reception furniture for 1 working place. Front part: melamine, veneer. Plinth and top: melamine, veneer. Compatible with all sit-stand desks or fixed-height desks.	2204	1022	1100	RNS222	(A) Melamine: PA06 PA07 PA01 PA03 PA02		PA09 PA10 PA08 PA04 PA05		Veneer: NA01 NA03 NA04 NC01	
												(B) Melamine: PA06 PA07 PA01 PA02 PA03		PA09 PA10 PA08 PA04 PA05		Veneer: NA01 NA03 NA04 NC01	
(C) Melamine: PA05 PA01												2284	2391	2614	2721	3932	4405
	Reception furniture for 2 working places. Front part: melamine, veneer. Plinth and top: melamine, veneer. Compatible with all sit-stand desks or fixed-height desks.	3214	1022	1100	RNS322	2791	2916	3201	3326	4780	5373						

DOMINO

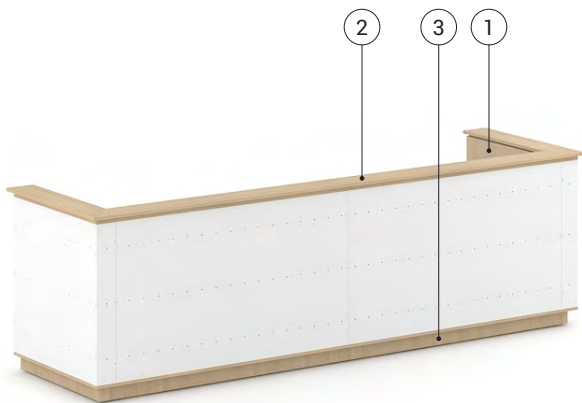
reception furniture



FEATURES

- Own unique design using various panel's thickness, material and colors;
- Modular front panels can be upholstered with fabric, pressed with veneer or melamine;
- Fits with fixed and sit-stand desks;
- Fits with acoustic screens;
- Wire management;
- 2 different shapes (U and L (left handed and right handed) and 3 different sizes:
 - U shape (2200, 3200, 3600 mm);
 - L shape (2035, 3035, 3435 mm).

TECHNICAL INFORMATION



Back/inside panel unit (1)

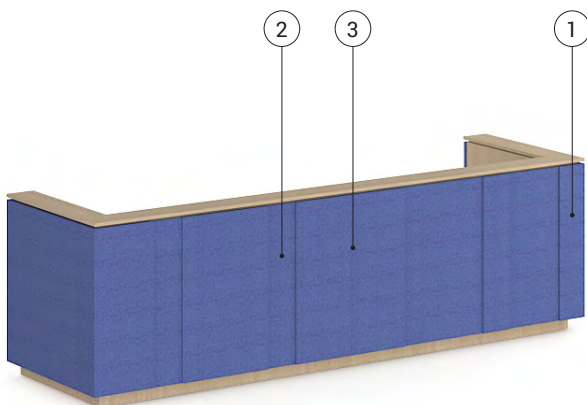
- 18mm chipboard pressed with melamine or 19 mm chipboard pressed with veneer.

Top of the upper unit (2)

- 18 mm chipboard pressed with melamine, with 2 mm ABS edges OR 19 mm chipboard pressed with veneer, with 1,5 mm edges;
- Assembled with a support, which is made of 12 mm chipboard.

Plinth base (3)

- Exterior part (front and side facades) 18 mm chipboard pressed with melamine or veneer.



Exterior part, panel units (front and side facades)

Side fabric panel (31 mm) (1):

- Made of 25 mm chipboard;
- VB2240 foam (3 mm);
- Only upholstered with fabric.

Front fabric or solid panel (18mm) (2):

- Made of 12 mm chipboard;
- Pressed with veneer or melamine, or upholstered with fabric;
- VB2240 foam is used (3 mm) when ordering panel upholstered with fabric;
- 4 sizes.

Front fabric panel (31mm) (3):

- Made of 25 mm chipboard;
- VB2240 foam (3 mm);
- Only upholstered with fabric;
- 4 sizes.

Wire cover cap (only black)

- For U shape receptions: 4 pcs. are included in the package;
- For L shape receptions: 2 pcs. are included in the package.

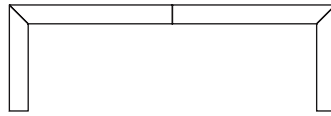
RANGE

SHAPE U

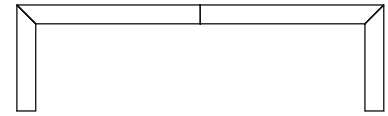
H 1100 mm



2200x1040 (1x1800 mm desk)



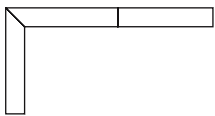
3200x1040 (2x1400 mm desk)



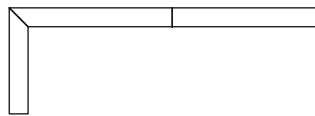
3600x1040 (2x1600 mm desk)

SHAPE L (left handed and right handed)

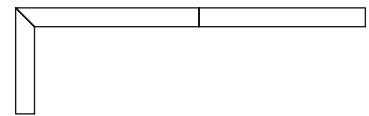
H 1100mm



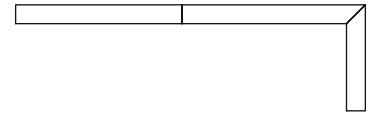
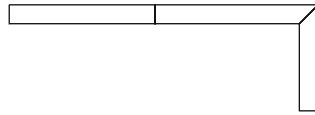
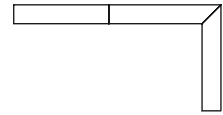
2000x1040 (1x1800 mm desk)



3000x1040 (2x1400 mm desk)



3400x1040 (2x1600 mm desk)



FRONT PANELS


Thickness 18/31 mm, H 972 mm




200



400



600



800

Must be ordered



RMK200 and RMK400 for U shape receptions



RMK200 and RMK201 for L shape receptions



Optional



Power socket blocks



Cable tray*

*If you are ordering power socket block, we highly recommend to order cable tray.

ADDITIONAL INFORMATION

Front panels set length

All receptions have required length of front panel set. It means that before ordering front panel set you need to know what is the exact requirement for your reception. Please, find this information below.


Carcass code	Front panel set length
RMS220	1600 mm
RMS320	2600 mm
RMS360	3000 mm
RMS200	1400 mm
RMS300	2400 mm
RMS340	2800 mm
RMS201	1400 mm
RMS301	2400 mm
RMS341	2800 mm

Compatibility with desks

Recommended desks for DOMINO reception: NOVA U, NOVA A, NOVA O, NOVA U Slide, ROUND, T-EASY, Q-ACTIVE, B-ACTIVE, ACTIVE, EASY.

Available desk lengths: RMS220 – 1800 mm (1 pc.), RMS320 – 1400 mm (2 pcs.), RMS360 – 1600 mm (2 pcs.)

Cable wiring



U shape reception cable wiring scheme:

You can install wires from both sides for U form receptions.



L shape reception cable wiring scheme:


For L form you can only install it from one side.



In assembly scheme you will find step by step how to manage all wires. In the reception packages you will find everything what you need for inside carcass installation. Plastic rings and special fixed wire holders with screws.

ORDERING EXAMPLE

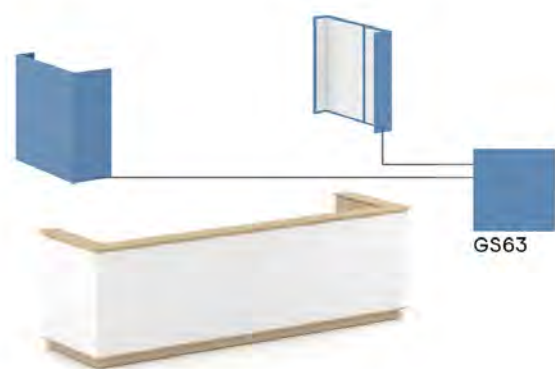
Step 1: Choose carcass shape (U or L shape) and sizes (from 3 available sizes)



RMS320.	PA07
Product	Melamine/Veneer

STEP 2: Choose side fabric panels

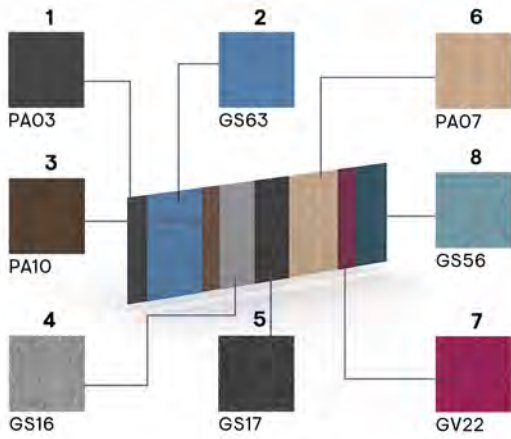
Please, note: RMK200 + RMK200, RMK400 + RMK400 is not allowed!



RMK200.	GS63	+	RMK400.	GS63
Product	Fabric		Product	Fabric

STEP 3: Choose set of front panels







Required front panel set length for RMS360 (2 desks x 1600 mm) is 3000 mm










1	G4G0013.	PA03
2	G4G0007.	GS63
3	G4G0013.	PA10
4	G4G0006.	GS16
5	G4G0006.	GS17
6	G4G0015.	PA07
7	G4G0005.	GV22
8	G4G0002.	GS56

FINAL PRODUCT



	Description	W	D	H	Code	Price, GBP (RRP)			
						Melamine:		Veneer:	
						PA01 PA06 PA07 PA03 PA02	PA09 PA10 PA08 PA04 PA05	NA01 NA03 NA04 NC01	NC02 NC03
	Reception unit carcass, U-shaped (without desks).	2200	1040	1100	RMS220	1281	1515	2869	3404
	Top, inner part and plinth - melamine or veneer. Side and front panels must be ordered to complete combination	3200	1040	1100	RMS320	1555	1854	3511	4310
		3600	1040	1100	RMS360	1663	1969	3766	4525
						Fabric:			
						Austea, Step/Step Melange		Synergy, Velito, Cyber	
	Side fabric panel for reception unit carcass. Must be ordered to complete the reception combination	1040	200	972	RMK200	570	758	909	
	Side fabric panel for U-shaped reception unit carcass. Must be ordered to complete the reception combination	1040	400	972	RMK400	621	828	994	
						Melamine:		Veneer:	
						PA01 PA06 PA07 PA03 PA02	PA09 PA10 PA08 PA04 PA05	NA01 NA03 NA04 NC01	NC02 NC03
	Reception unit carcass, L-shaped, L/H (without desks). Top, inner part and plinth - melamine or veneer. Side and front panels must be ordered to complete combination	2035	1040	1100	RMS200	945	1130	2170	2576
		3035	1040	1100	RMS300	1222	1449	2779	3320
		3435	1040	1100	RMS340	1323	1567	3023	3648
						Fabric:			
						Austea, Step/Step Melange		Synergy, Velito, Cyber	
	Side fabric panel for reception unit carcass. Must be ordered to complete the reception combination	1040	200	972	RMK200	570	758	909	
	Side fabric panel for L-shaped reception unit carcass. Must be ordered to complete the reception combination	430	182	972	G4G0012	266	351	421	


	Description	W	D	H	Code	Price, GBP (RRP)			
						Melamine:		Veneer:	
						PA01 PA06 PA07 PA03 PA02	PA09 PA10 PA08 PA04 PA05	NA01 NA03 NA04 NC01	NC02 NC03
	Reception unit carcass, L-shaped, R/H (without desks). Top, inner part and plinth - melamine or veneer. Side and front panels must be ordered to complete combination	2035	1040	1100	RMS201	945	1126	2126	2532
		3035	1040	1100	RMS301	1222	1449	2779	3320
		3435	1040	1100	RMS341	1323	1567	3023	3644
						Fabric:			
						Austea, Step/Step Melange		Synergy, Velito, Cyber	
	Side fabric panel for reception unit carcass. Must be ordered to complete the reception combination	1040	200	972	RMK200	570	758	909	
	Side fabric panel for L-shaped reception unit carcass. Must be ordered to complete the reception combination	430	182	972	G4G0012	266	351	421	
						Melamine:		Veneer:	
						PA01 PA06 PA07 PA03 PA02	PA09 PA10 PA08 PA04 PA05	NA01 NA03 NA04 NC01	NC02 NC03
	Front panel (width 200 mm) for reception unit carcass	200	18	972	G4G0013	37	44	74	89
	Front panel (width 400 mm) for reception unit carcass	400	18	972	G4G0014	52	67	115	137
	Front panel (width 600 mm) for reception unit carcass	600	18	972	G4G0015	67	89	163	192
	Front panel (width 800 mm) for reception unit carcass	800	18	972	G4G0016	85	115	203	255

	Description	W	D	H	Code	Price, GBP (RRP)		
						Fabric:		
						Austea, Step/Step Melange	Synergy, Velito, Cyber	
	Front fabric panel (width 200 mm) for reception unit carcass	200	18	972	G4G0001	81	100	118
		200	31	972	G4G0005	100	137	170
	Front fabric panel (width 400 mm) for reception unit carcass	400	18	972	G4G0002	107	137	166
		400	31	972	G4G0006	137	181	214
	Front fabric panel (width 600 mm) for reception unit carcass	600	18	972	G4G0003	174	225	274
		600	31	972	G4G0007	225	307	373
	Front fabric panel (width 800 mm) for reception unit carcass	800	18	972	G4G0004	266	366	444
		800	31	972	G4G0008	285	373	451

NOVA Reception furniture

Quality standard

LST EN 527-3:2003



Technical information

Modesty panels

18 mm MFC (melamine) with 0,5 mm ABS edging;
Décor inserts from 6 mm Plexiglas;
Modesty panels are fixed to the desktop and legs with metal brackets.

Top of modesty panels

25 mm MFC (melamine) with 2 mm ABS edging.

NOVA desks*

*Nova reception is not suitable for height adjustable desk, only Nova desk, which must be ordered separately

Desktop

25 mm MFC (melamine) with 2 mm ABS edging;
10 mm gap between the legs and the desktop.

Metal beam

Metal tube - 40x20 mm;
With welded metal plates for leg fixing;
Powder coated metal, colour matches the legs.

Legs

Welded metal tube - 40x40 mm;
Powder coated metal;
Plastic feet with height levelling (+10 mm);
Desk height - 740 mm.

Must be ordered

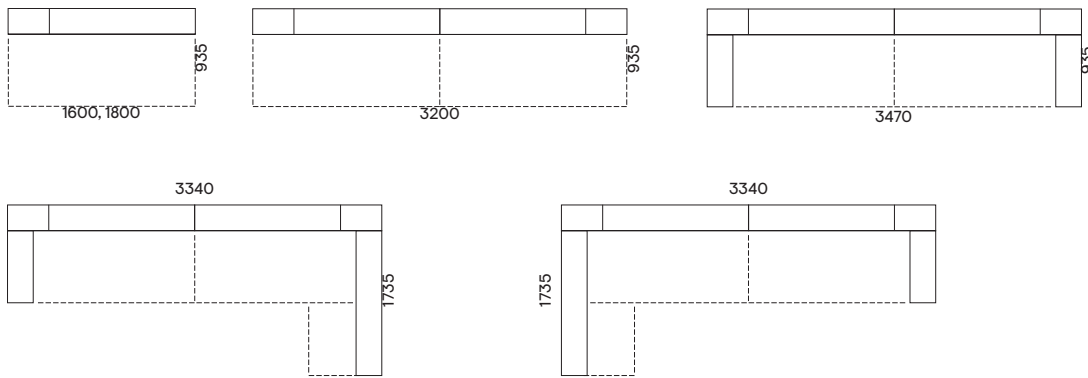


Desks
(fixed height only)



Metal grommet: 317x119
mm, H=27 mm
(for desks with cut-out)

Range













Ordering example

Code structure




RNS100.	PA07.	PA01.	SB01
Product	A Melamine (modesty panels)	B Melamine (top panels)	Plexiglass (insert)

	Description	W	D	H	Code	Price, GBP (RRP)			
						(A) Melamine (modesty panel): PA06 PA07 PA01 PA09 PA10 PA08 PA03 PA02 PA04 PA05			
						(B) Melamine (top panel): PA06 PA09 PA06 PA09 PA07 PA10 PA07 PA10 PA01 PA08 PA01 PA08 PA03 PA04 PA03 PA04 PA02 PA05 PA02 PA05			
						Plexiglass (insert): SB01 SB02 SB03 SB04 SB04 SB05 SB06			
	Reception unit (U-shaped, without desks)	3470	935	1125	RNS200	1744	1825	1999	2088
	Reception unit (L-shaped, R/H, without desks)	3340	1735	1125	RNS201	1534	1615	1785	1877
	Reception unit (L-shaped, L/H, without desks)	3340	1735	1125	RNS202	1534	1626	1782	1874
	Reception unit (for 2 working place, without desks)	3200	250 (935)*	1125	RNS203	1109	1172	1283	1341
	Reception unit (for 1 working place, without desk)	1600	250 (935)*	1125	RNS100	407	459	484	506
		1800	250 (935)*	1125	RNS101	503	533	599	639

	Description	W	D	H	Code	Price, GBP (RRP)	
						Melamine (desktop):	
						PA06 PA07 PA01PA07 PA01 PA03 PA02	PA09 PA10 PA08 PA04 PA05
						Metal legs: MA01 MA02 MA03 MA04	
						Desktop type: 2 (25 mm)	
	Single row 2-desk bench with cut-outs for rectangular grommets in the middle. G6F0147 must be ordered separately.	3200	800	740	DNS32B-U	691	765
	Single row 2-desk bench with scallop cut-outs for wire management.	3200	800	740	DNS328-U	691	765
	Desk with a cut-out for a rectangular grommet in the middle. G6F0147 must be ordered separately.	1600	800	740	DNA161-U	373	410
	Desk with a scallop cut-out for wire management.	1600	800	740	DNA165-U	373	410
	Return table (edge w=600 mm)	800	600	740	DNC080-U	188	199

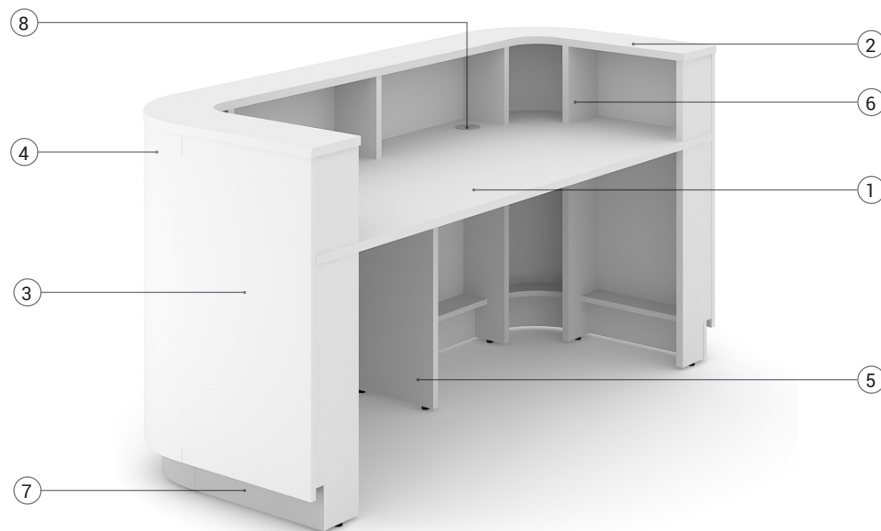
COSY reception furniture



FEATURES

- High quality impact-resistant materials
- Compact size
- Two grommets for wire management

TECHNICAL INFORMATION



Desktop (1)

- 25 mm MFC (melamine) with 2 mm ABS / thin edging.

Top of upper unit (2)

- 25 mm MFC (melamine) with 2 mm ABS edging.

Modesty panel (3)

- 19 mm chipboard pressed with CPL with 1 mm ABS / thin edging.

Curved modesty panel (4)

- 19 mm three layer flexible plywood pressed with CPL with 1 mm ABS / thin edging.

Modesty panel and desktop supports (5)

- 25 mm MFC (melamine) with 2 mm ABS / thin edging.

Upper unit supports (6)

- 25 mm MFC (melamine) with 2 mm ABS / thin edging.

Plinth base (7)


- Exterior part (front and side facades) pressed with polished aluminium colour HPL.

Grommets (8)

- Semi-transparent matte plastic in grey outline;
- Ø80 mm.

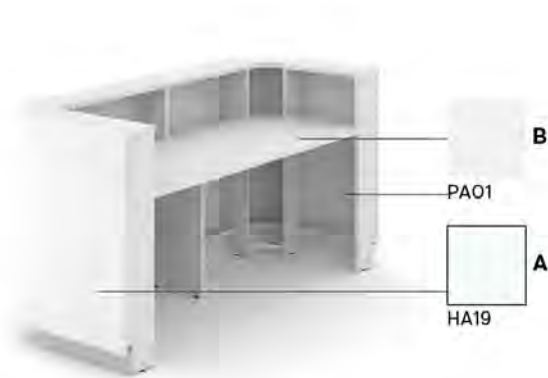
RANGE

Desktop: 1960x780, H=740 mm



ORDERING EXAMPLE

Code structure



RCS200.	HA19	PA01
Product	HPL (modesty panels) A	Melamine (desktop) B

	Description	W	D	H	Code	Price, GBP (RRP)
--	-------------	---	---	---	------	------------------

Ⓐ HPL (Modesty panel): **HA19**

Ⓑ Melamine (desktop): **PA01**



Reception unit with desk (1960x780, H=740) and 2 round grommets for wire management.
 High modesty panel - CPL;
 supports and desktops - melamine.
 Plinth - polished aluminium color
 HPL.

2000 800 1025 RCS200

2985

TERA reception furniture



Technical information

Reception

Desktop (1)

36 mm MFC (melamine) with 2 mm ABS edging.
Top of upper unit (2)
36 mm MFC (melamine) with 2 mm ABS edging.

Modesty panel (3)

16 mm MFC (melamine) with 0,5 mm ABS edging;
16 mm HPL faced chipboard with 0,5 mm ABS edging.

Curved modesty panel (4)

16 mm HPL faced HDF with 0,5 mm ABS edging.

Tabletop supports (5)

25 mm MFC (melamine) with 2 mm and 0,5 mm ABS edging;
25 mm HPL faced chipboard with 0,5 mm ABS edging.

Upper unit supports (6)

16 mm MFC (melamine) with 1 mm and 0,5 mm ABS edging;
16 mm HPL faced chipboard with 0,5 mm ABS edging.

Tabletop and upper unit side panels (7)

16 mm MFC (melamine) with 1 mm and 0,5 mm ABS edging;
16 mm HPL faced chipboard with 0,5 mm ABS edging.

Metal legs (8)

Round tube: 50 mm;
Metal plate attached in the end (to attach tube to the desktop);
Powder coated metal;
Plastic feet with height levelling (+10 mm).

Metal strips (9)

Made of 1,5 mm thick perforated metal sheet;
Powder coated metal.



Pedestals*

Carcass

Made of 16 mm MFC (melamine) with 0,5 mm ABS edging.

Drawers

Front made of 16 mm MFC (melamine);

Drawer box made of 16 mm MFC (melamine);

Bottom made of 4 mm HDF painted white;

0,5 mm ABS edging;

Drawers single extensions L=500 mm;

Drawer for files full extensions L=450 mm. Suitable for A4 and foolscap files;

Load max. 20 kg;

Central locking (without anti-tilt);

Height levelling feet, H=52 mm (black plastic);

Handle type (colour + handle code)

*Must be ordered when combining only straight segments (one or several depending on the combination length).



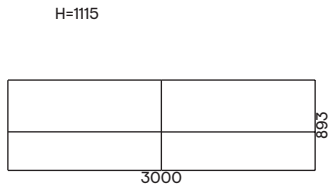
MA03X



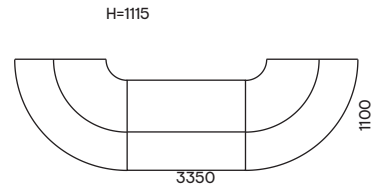
MA04X

Range

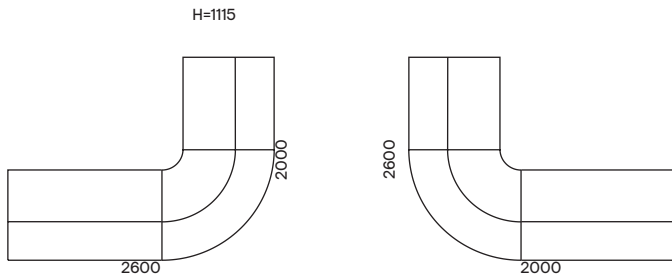
Reception desk with upper unit and modesty panel



Curve shaped reception desk with upper unit and modesty panel



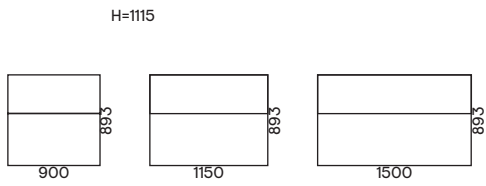
Curve shaped corner reception desk (R/H or L/H) with upper unit and modesty panel



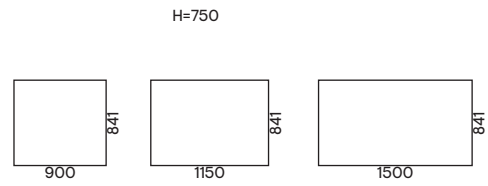
Fixed pedestal



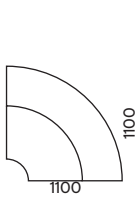
Tabletop with upper unit and modesty panel



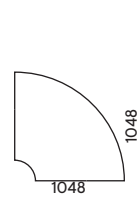
Tabletop with modesty panel



Curve shaped tabletop with upper unit and modesty panel

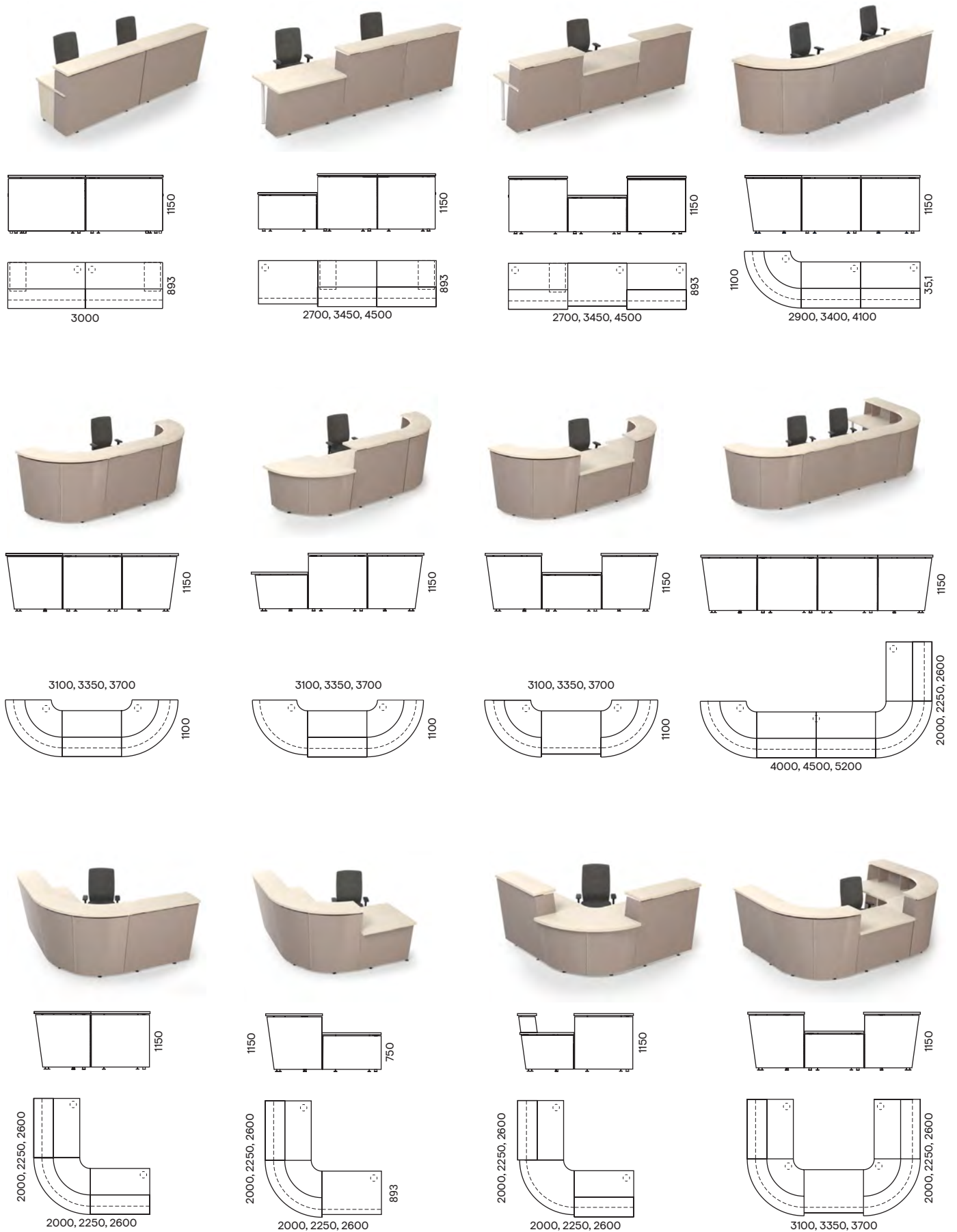


Curve shaped tabletop with modesty panel



Recommended combinations

! Please note that combining only straight segments, one or several pedestals must be ordered, depending on the combination length.



	Description	W	D	H	Code	Price, GBP (RRP)					
--	-------------	---	---	---	------	------------------	--	--	--	--	--

(A) Melamine (tabletop):

PA06	PA09	PA06	PA09	PA06	PA09
PA07	PA10	PA07	PA10	PA07	PA10
PA01	PA08	PA01	PA08	PA01	PA08
PA03	PA04	PA03	PA04	PA03	PA04
PA02	PA05	PA02	PA05	PA02	PA05

(B) Melamine / HPL (modesty panel):

PA06	PA07	PA09	PA10		
PA01		PA08	PA04	HA01	HA02
PA03	PA02	PA05			

Metal legs: MA03 MA04 MA01 MA02 MA05 MA06 MA07



Reception unit with desks and fixed pedestals (2 seats)

3000 893 1115 RVS300

2573 3135 2759 3321 3941 4503



(A) Melamine (tabletop):

PA06	PA07	PA09	PA10	PA06	PA07	PA09	PA10
PA01	PA03	PA08	PA04	PA01	PA03	PA08	PA04
PA02		PA05		PA02		PA05	

(B) HPL (modesty panel):

HA07 HA19 HA01 HA02

Metal legs: MA03 MA04 MA01 MA02 MA05 MA06 MA07



Curve shaped reception unit with desk (1 seat)

3350 1100 1115 RVS335

6471 7225 7515 8269







Curve shaped corner reception unit with desks (1-2 seats). Can be assembled as R/H or L/H





2600 2000 1115 RVS260

4392 5091 5768 6467

	Description	W	D	H	Code	Price, GBP (RRP)					
						(A) Melamine (tabletop): PA06 PA09 PA06 PA09 PA06 PA09 PA07 PA10 PA07 PA10 PA07 PA10 PA01 PA08 PA01 PA08 PA01 PA08 PA03 PA04 PA03 PA04 PA03 PA04 PA02 PA05 PA02 PA05 PA02 PA05					
						(B) Melamine / HPL (modesty panel): PA06 PA07 PA09 PA10 HA01 HA02 PA01 PA08 PA08 PA04 PA03 PA02 PA05					
	Tabletop with upper unit and modesty panel (central unit)	900	893	1115	RVA091	507	685	559	737	921	1099
		1150	893	1115	RVA111	595	809	659	873	1083	1297
		1500	893	1115	RVA151	725	976	807	1058	1320	1571
	Tabletop with modesty panel (central unit)	900	841	750	RVA093	355	470	385	500	610	725
		1150	841	750	RVA113	426	566	459	599	728	868
		1500	841	750	RVA153	503	670	554	721	879	1046

	Description	W	D	H	Code	Price, GBP (RRP)					
						(A) Melamine (tabletop): PA06 PA09 PA06 PA09 PA06 PA09 PA07 PA10 PA07 PA10 PA07 PA10 PA01 PA08 PA01 PA08 PA01 PA08 PA03 PA04 PA03 PA04 PA03 PA04 PA02 PA05 PA02 PA05 PA02 PA05					
						(B) Melamine / HPL (modesty panel): PA06 PA07 PA09 PA10 HA01 HA02 PA01 PA08 PA08 PA04 PA03 PA02 PA05					
						Metal legs: MA03 MA04 MA01 MA02 MA05 MA06 MA07					
	Tabletop with upper unit and modesty panel (R/H or L/H end unit)	900	893	1115	RVA092	525	703	577	755	939	1117
		1150	893	1115	RVA112	613	827	677	891	1101	1315
		1500	893	1115	RVA152	743	994	825	1076	1338	1589
	Tabletop with modesty panel (R/H or L/H end unit)	900	841	750	RVA094	373	488	403	518	628	743
		1150	841	750	RVA114	444	584	477	617	746	886
		1500	841	750	RVA154	521	688	572	739	897	1064

	Description	W	D	H	Code	Price, GBP (RRP)			
						(A) Melamine (tabletop): PA06 PA07 PA09 PA10 PA06 PA07 PA09 PA10 PA01 PA03 PA08 PA04 PA01 PA03 PA08 PA04 PA02 PA05 PA02 PA05			
						(B) HPL (modesty panel): HA07 HA19 HA01 HA02 Metal legs: MA03 MA04 MA01 MA02 MA05 MA06 MA07			
	Tabletop with upper unit and modesty panel (central unit)	1100		1115, 90°	RVB901	2716	2986	2905	3175
	Tabletop with modesty panel (central unit)	1048		750, 90°	RVB903	2507	2659	2627	2779
	Tabletop with upper unit and modesty panel (R/H or L/H end unit)	1100		1115, 90°	RVB902	2734	3004	2923	3193
	Tabletop with modesty panel (R/H or L/H end unit)	1048		750, 90°	RVB904	2525	2677	2645	2797

	Description	W	D	H	Code	Price, GBP (RRP)					
						Melamine / HPL (modesty panel):					
						PA06 PA01 PA03	PA07 PA02	PA09 PA08	PA10 PA04 PA05	HA01	HA02
	Side panel for the desk (R/H)	396	16	650	G4B0070	78		85		137	
	Side panel for the desk (L/H)	396	16	650	G4B0071	78		85		137	
	Side panel for upper unit (R/H)	347	16	305	G4B0072	59		63		89	
	Side panel for upper unit (L/H)	347	16	305	G4B0073	59		63		89	

	Description	W	D	H	Code	Price, GBP (RRP)									
						Metal: MA03 MA04 MA01 MA02 MA05 MA06 MA07									
	Metal strip for connection of 2 high modesty panels				RVZ001									67	
	Metal strip for connection of 2 low modesty panels or 1 high and 1 low modesty panel				G2Z0007									63	
	Leg			710	G3B0005									33	
						Melamine:									
						PA06 PA07 PA01 PA03 PA09 PA10 PA08 PA04									
						PA02		PA05							
						Handle: MA03X MA04X									
	Fixed pedestal (3 foil wrapped drawers incl. full extension file drawer suitable for A4 and foolscap filing, central locking)	312	546	711	G1A0013							362		384	
	Fixed pedestal (4 foil wrapped drawers, central locking)	312	546	711	G1A0074							373		403	

NOVA desk screens



FEATURES

- Screens with metal frame or fabric
- Designed for table combinations (benches) and individual tables

QUALITY STANDARD

- EN 1023-1:1996
- EN 1023-2:2000
- EN 1023-3:2000

TECHNICAL INFORMATION



FABRIC WITH METAL FRAME

Screen composition

- Screen frame (20x20 mm): bottom and sides – tube, top – U profile;
- Made of 12 mm chipboard;
- Covered with VB2240 3 mm foam;
- Upholstered with fabric.

FABRIC

Screen composition

- Made of 16 mm chipboard;
- Covered with VB2240 3 mm foam;
- Upholstered with fabric.

Fixing

- For NOVA U / A / O / H screens are fixed to the desktop with wood screws.

RANGE


NOVA U, NOVA A, NOVA O, NOVA H

FABRIC WITH METAL FRAME



700, 710, 800, 810, 1200, 1400, 1440
1600, 1640, 1800

FABRIC



700, 800, 1200, 1400, 1600, 1800




1200, 1400, 1600, 1800



710, 800, 810

Fabric with bottom metal frame




1640

Optional

Metal trays hanged on the screen (for fabric and with metal frame screens):



Small tray




Pencil jar



Mail tray for A4 documents

ORDERING EXAMPLE

Code structure



DNK075.








GV02.

MA03



Product

Fabric





Metal (frame/fitings)





	Description	W	D	H	Code	Price, GBP (RRP)			
						Fabric:			
						Bondai, Berta	Austea, Lucia	Synergy, Velito Presto, Step/Step Melange	Steelcut Trio 3
						Metal: MA01 MA02 MA03 MA04			
	Fabric screens with metal frame	700	20	350*	DNK075	122	174	192	255
		800	20	350*	DNK085	125	181	199	273
	Fabric screens with metal frame	1200	20	350*	DNK125	140	203	225	292
		1400	20	350*	DNK145	155	222	251	318
		1600	20	350*	DNK165	199	288	325	399
		1800	20	350*	DNK185	210	310	347	421
	Fabric central screen with metal frame for single bench	800	20	350*	DNK08C	96	140	162	240
	Fabric screens with metal frame for 2-desk bench	1200	20	350*	DNK126	140	203	225	292
		1400	20	350*	DNK146	155	222	251	318
		1600	20	350*	DNK166	199	288	325	399
		1800	20	350*	DNK186	210	310	347	421
	Fabric screens with metal frame for 2-desk bench	1440	20	350*	DNK149	185	266	307	369
		1640	20	350*	DNK169	199	292	332	410
	Fabric central screens with metal frame for 4-desk bench	710	20	350*	G4A0296	107	170	192	222
		810	20	350*	G4A0297	111	177	200	237
	Set of fabric screens with metal frame for 4-desk bench	1200 / 710	20	350*	DNK128	494	746	834	1028
		1400 / 710	20	350*	DNK148	524	784	886	1080
		1600 / 710	20	350*	DNK168	612	916	1034	1242
		1800 / 710	20	350*	DNK188	634	960	1078	1286

* Screen height above the desktop


	Description	W	D	H	Code	Price, GBP (RRP)				
						Fabric:				
						Bondai, Berta	Austea, Lucia	Synergy, Velito Presto, Step/Step Melange	Steelcut Trio 3	
						Metal: MA01 MA02 MA03 MA04				
	Set of fabric screens with metal frame for 4-desk bench	1200 / 810	20	350*	DNK127	502	760	850	1058	
		1400 / 810	20	350*	DNK147	532	798	902	1110	
		1600 / 810	20	350*	DNK167	620	930	1050	1272	
		1800 / 810	20	350*	DNK187	642	974	1094	1316	
	Connecting component for screens (1pcs.)	64	25	22	G9A0003	Metal: MA01 MA02 MA03 MA04				
								22		

* Screen height above the desktop

	Description	W	D	H	Code	Price, GBP (RRP)			
						Fabric:			
						Bondai, Berta	Austea, Lucia	Synergy, Velito Presto, Step/Step Melange	Steelcut Trio 3
						Metal: MA01 MA02 MA03 MA04			
	! DNK072, DNK082 for Q-ACTIVE only								
	Fabric screens	700	22	415 (350)*	DNK072	74	144	163	244
		800	22	415 (350)*	DNK082	74	144	163	244
	Fabric screens	700	22	415 (350)*	DNK070	74	144	163	244
		800	22	415 (350)*	DNK080	74	144	163	244
	Fabric screens	700	22	515 (450)*	DNK071	78	144	163	237
		800	22	515 (450)*	DNK081	82	155	178	229
	Fabric screens	1200	22	415 (350)*	DNK120	111	226	252	329
		1400	22	415 (350)*	DNK140	118	248	285	425
		1600	22	415 (350)*	DNK160	140	288	325	495
		1800	22	415 (350)*	DNK180	151	314	351	480
	Fabric screens	1200	22	515 (450)*	DNK121	115	229	259	344
		1400	22	515 (450)*	DNK141	122	252	289	414
		1600	22	515 (450)*	DNK161	140	292	332	488
		1800	22	515 (450)*	DNK181	155	325	362	514
	Fabric screens for 2-desk bench	1200	22	375 (350)*	DNK122	111	218	248	318
		1400	22	375 (350)*	DNK142	121	251	288	436
		1600	22	375 (350)*	DNK162	125	280	317	480
		1800	22	375 (350)*	DNK182	147	310	347	495
	Fabric screens for 2-desk bench	1200	22	475 (450)*	DNK123	115	226	252	337
		1400	22	475 (450)*	DNK143	121	255	292	425
		1600	22	475 (450)*	DNK163	136	288	328	491
		1800	22	475 (450)*	DNK183	147	317	351	502
	Central fabric screen for 4-desk bench	710	22	347 (350)*	DNK077	133	144	151	244
		810	22	347 (350)*	DNK087	144	181	192	295

	Description	W	D	H	Code	Price, GBP (RRP)			
						Fabric:			
						Bondai, Berta	Austea, Lucia	Synergy, Velito Presto, Step/Step Melange	Steelcut Trio 3
						Metal: MA01 MA02 MA03 MA04			
	Central fabric screen for 4-desk bench	710	22	447 (450)*	DNK078	140	162	170	251
		810	22	447 (450)*	DNK088	148	188	210	306
	Central fabric screen for single bench with cut-back leg	800	22	347 (350)*	DNK08A	96	133	144	244
		800	22	447 (450)*	DNK08B	100	136	151	247
	Set of fabric screens for 4-desk bench	1200 / 710	22	375/ 347 (350)*	DNK12A	488	724	798	1124
		1400 / 710	22	375/ 347 (350)*	DNK14A	508	790	878	1360
		1600 / 710	22	375/ 347 (350)*	DNK16A	516	848	936	1448
		1800 / 710	22	375/ 347 (350)*	DNK18A	560	908	996	1478
		1200 / 810	22	375/ 347 (350)*	DNK130	510	798	880	1226
		1400 / 810	22	375/ 347 (350)*	DNK152	530	864	960	1462
		1600 / 810	22	375/ 347 (350)*	DNK177	538	922	1018	1550
		1800 / 810	22	375/ 347 (350)*	DNK190	582	982	1078	1580
	Set of fabric screens for 4-desk bench	1200 / 710	22	475/ 447 (450)*	DNK12B	510	776	844	1176
		1400 / 710	22	475/ 447 (450)*	DNK14B	522	834	924	1352
		1600 / 710	22	475/ 447 (450)*	DNK16B	552	900	996	1484
		1800 / 710	22	475/ 447 (450)*	DNK18B	574	958	1042	1506
		1200 / 810	22	475/ 447 (450)*	DNK131	526	828	924	1286
		1400 / 810	22	475/ 447 (450)*	DNK153	538	886	1004	1462
		1600 / 810	22	475/ 447 (450)*	DNK178	568	952	1076	1594
		1800 / 810	22	475/ 447 (450)*	DNK191	590	1010	1122	1616

* Screen height above the desktop

	Description	W	D	H	Code	Price, GBP (RRP)			
						Fabric:			
						Bondai, Berta	Austea, Lucia	Synergy, Velito Presto, Step/Step Melange	Steelcut Trio 3
						Metal: MA01 MA02 MA03 MA04			
	Screen for 1640 mm length desk with metal 'U' form profile mounted on the bottom of the panel (double benches only)	1640	22	1090 (350)*	DNK175	284	369	421	721
		1640	22	1190 (450)*	DNK176	292	488	547	928

EASY desk screens

QUALITY STANDARD

- EN 1023-1:1996
- EN 1023-2:2000
- EN 1023-3:2000

TECHNICAL INFORMATION


Screen composition

- Made of 16 mm MFC;
- Covered with VB2240 3 mm foam;
- Upholstered with fabric.

Fixing

- Screen is fixed to the desktop with two metal brackets (metal tube – 20x20 mm);


RANGE



360 mm - screen height above the desktop

Optional

Metal trays hanged on the screen



Small tray

Pencil jar

Mail tray for A4 documents

ORDERING EXAMPLE

Code structure



DZK162.	GV06.	MA03
Product	PET color	Metal

	Description	W	D	H	Code	Price, GBP (RRP)			
	Fabric screen	1200	22	750 (360)*	DZK123	Fabric:			
						Bondai, Berta	Austea, Lucia	Synergy, Velito Presto, Step/Step Melange	
						Metal: MA01 MA02 MA03 MA04			
						174	284	303	
		1400	22	750 (360)*	DZK142	207	321	351	
		1600	22	750 (360)*	DZK162	225	362	399	
		1800	22	750 (360)*	DZK182	251	399	440	

* 360 mm - screen height above the desktop

OPTIMA desk screens

FEATURES

- Screens are designed for individual desks
- Two type of fixing: small holders or fixed to vertical metal brackets with locking system
- Easy and quick assembly with only 1 tool (DIN911 S6), no screws to desktop

QUALITY STANDARD

- EN 1023-1:1996
- EN 1023-2:2000
- EN 1023-3:2000

TECHNICAL INFORMATION

SCREENS FIXED WITH SMALL HOLDERS



Screen composition

- Made of 16 mm chipboard;
- Coated with 3 mm foam;
- Upholstered with fabric.

Fixing

- Screens fixing with 2 or 3 metal brackets (1200-1600 – 2 brackets, 1800 – 3 brackets);
- Brackets made of metal sheet (5 mm);
- Thickness of desktops for the brackets can vary 18-28 mm.

SCREENS FIXED TO VERTICAL METAL BRACKETS



Screen composition

- Made of 16 mm chipboard;
- Upholstered with fabric;
- There are special bolts on the sides of the screens for connection with vertical brackets.

Fixing

- Bottom of the bracket has 5 mm metal sheet clamp for desktop;
- Vertical brackets are made of Ø30 mm metal tube;
- Vertical tube has keyholes for connection with screens;
- Powder coated metal.

RANGE



375 mm - screen height above the desktop



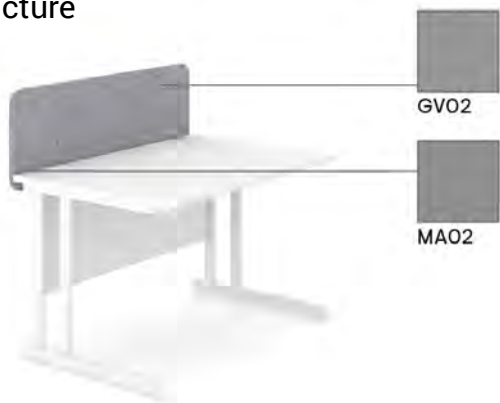
475 mm - screen height above the desktop



623, 723, 923, 1123, 1323, 1523, 1723, 1923

ORDERING EXAMPLE

Code structure



DTK140.	GV02	MA02
Product	Fabric	Metal



G4A0073.	GV02
Product	Fabric

Must be ordered


(for screens: DZK071, DZK081, DZK101, DZK121, DZK141, DZK161, DZK181, DZK122)




Screen metal holders (2 pcs., mounted on the desktop front)








Screen metal holders (2 pcs., mounted on the desktop side)



Screen metal holders (3 pcs., mounted on the desktop front and left side)



Screen metal holders (3 pcs., mounted on the desktop front and right side)

	Description	W	D	H	Code	Price, GBP (RRP)		
						Fabric:		
						Berta, Bondai	Austea, Lucia	Synergy, Velito Presto, Step/Step Melange
						Metal: MA01 MA02 MA03		
	Fabric screens	800	22	415 (375)*	DTK080	126	196	215
		800	22	515 (475)*	DTK081	134	207	230
	Fabric screens	1200	22	415 (375)*	DTK120	159	274	300
		1200	22	515 (475)*	DTK122	163	277	307
	Fabric screens	1400	22	415 (375)*	DTK140	166	296	333
		1400	22	515 (475)*	DTK143	170	300	337
	Fabric screens	1600	22	415 (375)*	DTK160	181	329	366
		1600	22	515 (475)*	DTK163	181	333	373
	Fabric screens	1800	22	415 (375)*	DTK180	221	384	421
		1800	22	515 (475)*	DTK181	225	395	432

* Screen height above the desktop

	Description	W	D	H	Code	Price, GBP (RRP)	
						Fabric:	
						Bondai	Lucia
	Fabric screens	620	18	462	G4A0073	59	100
		720	18	462	G4A0035	63	103
	Fabric screen	920	18	462	G4A0074	74	137
	Fabric screens	1120	18	462	G4A0036	85	140
		1320	18	462	G4A0037	89	148
		1520	18	462	G4A0038	115	222
		1720	18	462	G4A0039	122	233
	Fabric screen	1920	18	462	G4A0040	129	255
						Metal: MA01 MA02 MA03	
	Screen metal holders (2 pcs., mounted on the desktop front)				G4A0041	30	
	Screen metal holders (2 pcs., mounted on the desktop side)				G4A0042	30	
	Screen metal holders (3 pcs., mounted on the desktop front and left side)				G4A0043	41	
	Screen metal holders (3 pcs., mounted on the desktop front and right side)				G4A0044	41	

AIR desk screens

FEATURES

- Easy and fast assembling / disassembling – by inserting into aluminium profile.

TECHNICAL INFORMATION


Screen composition

- 3 mm Plexiglas.

Fittings

- Aluminium profile integrated into bench desktop between two workplaces;
- Plastic gaskets between profile and screen to maintain stability.

RANGE



ORDERING EXAMPLE



DIK131.

SB01

Product

Plexiglas (Perspex)

	Description	W	D	H	Code	Price, GBP (RRP)
--	-------------	---	---	---	------	------------------

Plexiglas: **SB01**



Plexiglas screen for desk only for double benches (edges w=1600mm and w=2000mm)

1300

314
(300)*

G4B0102

166

NOVA modesty panels

TECHNICAL INFORMATION

MELAMINE / VENEER MODESTY PANEL



Composition


- Made from MFC (16 mm) with 1 mm ABS edging.

Fixing

- MFC panels are fixed to the tabletop with two powder coated metal brackets (metal sheet 4 mm) and screws.

RANGE

Melamine / veneer modesty panel



10 mm – distance between panel and desktop

ORDERING EXAMPLE

Code structure



DNH120.	PA06.	MA03
Product	Melamine	Metal

	Description	W	D	H	Code	Price, GBP (RRP)			
--	-------------	---	---	---	------	------------------	--	--	--

Melamine:

PA06 PA07 PA01 PA09 PA10
PA01PA07 PA03 PA02 PA08 PA04 PA05

Metal: MA01 MA02 MA03 MA04

Melamine modesty panels:



for 1200 mm edge	1040	16	350	DNH120	48	51		
for 1400 mm edge	1240	16	350	DNH140	51	55		
for 1600 mm edge	1440	16	350	DNH160	55	59		

Melamine:

Veneer:

PA06 PA09
PA07 PA10 NA01
PA01 PA08 NA03 NC02
PA01PA07 PA04 NA04 NC03
PA03 PA05 NC01
PA02

Metal: MA01 MA02 MA03 MA04



for 1800 mm edge	1640	16	350	DNH180	59	70	221	277
for 2000 mm edge	1840	16	350	DNH200	70	77	243	299

AIR modesty panels

FEATURES

- Easy and fast assembling / disassembling – “metal to metal” construction

TECHNICAL INFORMATION

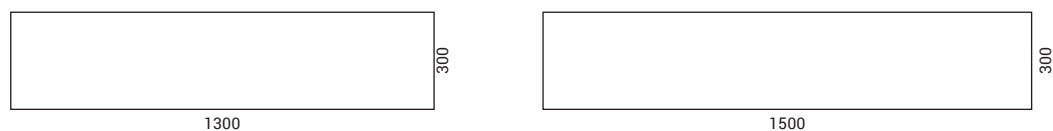
Modesty panel composition

- 3 mm Plexiglas.

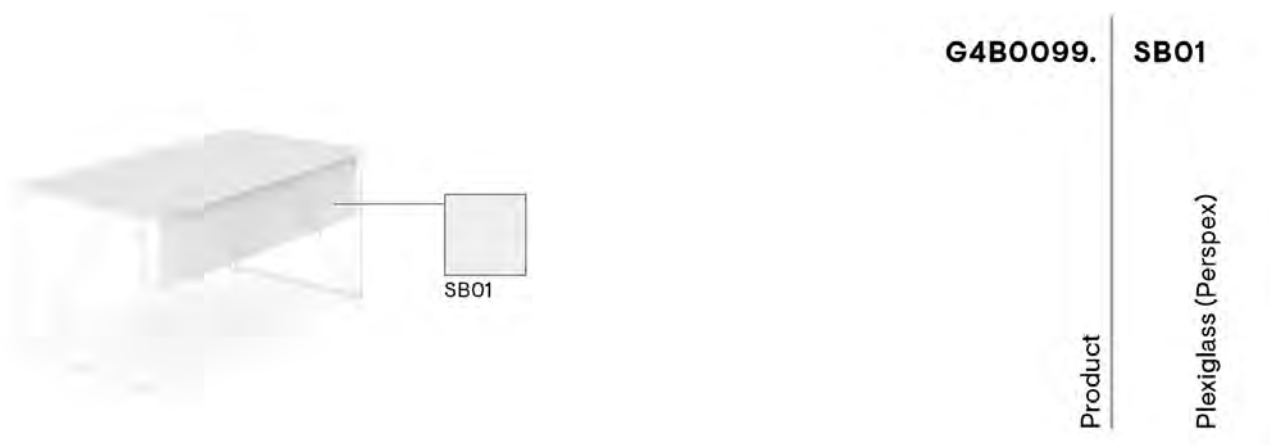
Fittings

- Fastened with screws to a metal frame under the desktop.

RANGE



ORDERING EXAMPLE



	Description	W	D	H	Code	Price, GBP (RRP)
--	-------------	---	---	---	------	------------------

Plexiglas: **SB01**

	Plexiglas modesty panel for desk (edge w=1600 mm and w=2000 mm)	1300		300	G4B0099	163
	Plexiglas modesty panel for desk (edges w=1800 mm)	1500		300	G4B0100	185

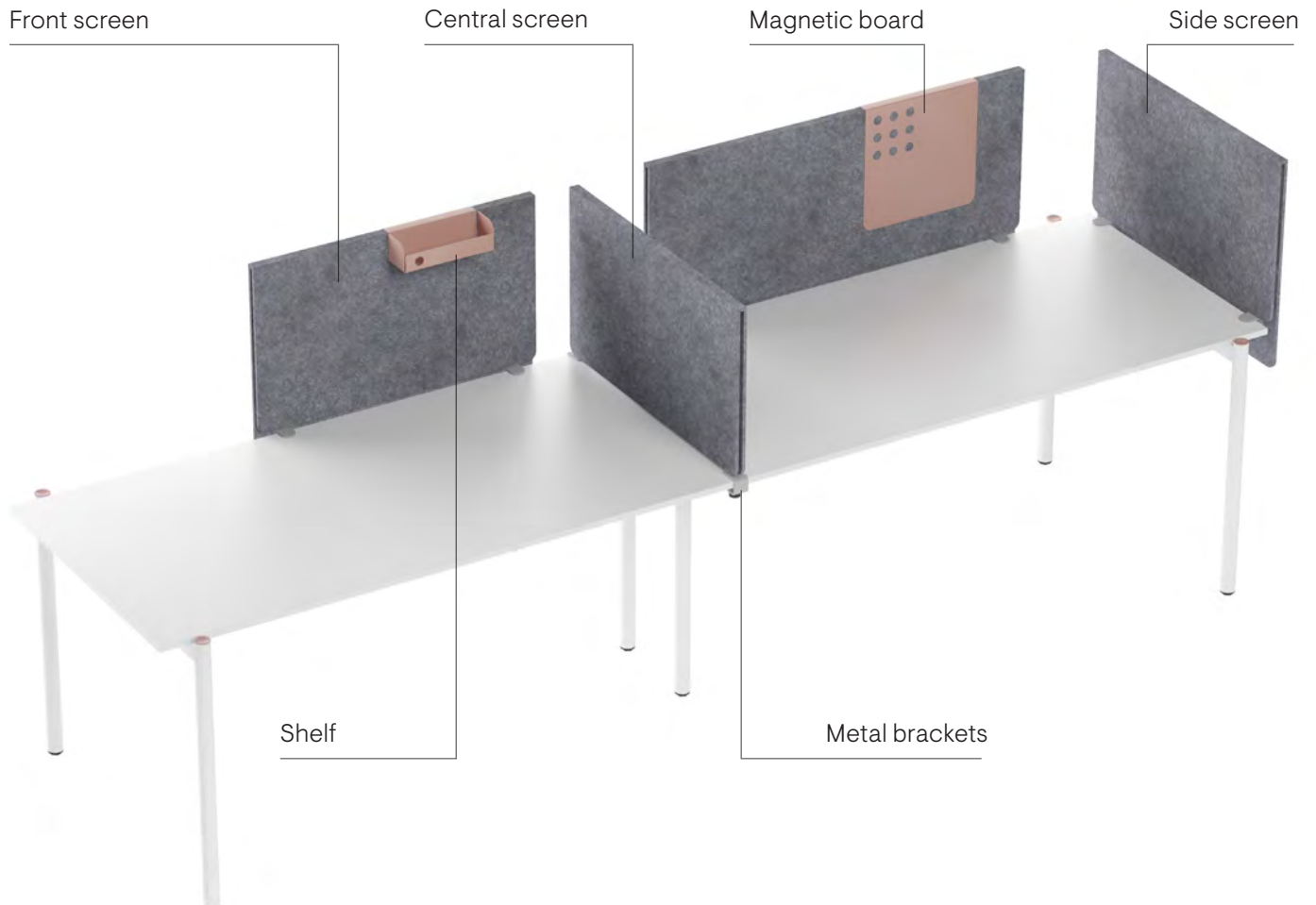
ZEDO PET

Quality standard

LST EN 1023-1:1998
LST EN 1023-2:2000
LST EN 1022-3:2000

Sound absorption class

A (ISO 11654:1999)



Technical information

Screen composition

- One PET fibre board (9 mm) cut, wrapped and glued to welded metal structure, made of 40x10 mm tubes;
- Powder coated metal;
- Solvent-free eco glues.

Metal brackets

- Bent 4 mm sheet metal clamping brackets;
- Powder coated metal;
- Galvanized clamping pad;
- Plastic knob with metal screw for tightening;
- Brackets designed to be attached to the desktop of 17-27 mm thickness.

Accessories

Shelf (1)

- Hanged on the screen, no tools required;
- 1,5 mm sheet metal, powder coated;
- Dimensions: 256x117, H=75 mm (outer), 253x84, H=74 mm (inner, box).

Magnetic board (2)

- Hanged on the screen, no tools required;
- Not suitable to be written on with markers;
- 1,5 mm sheet metal, powder coated;
- Dimensions: 350x32, H=350 mm.

1



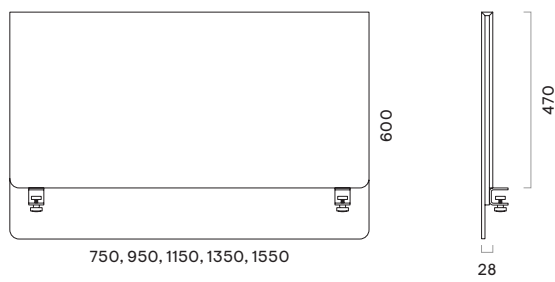
2



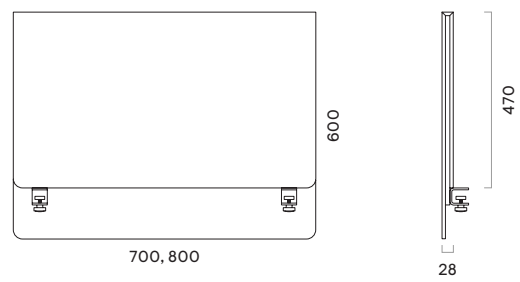
Range

Screens

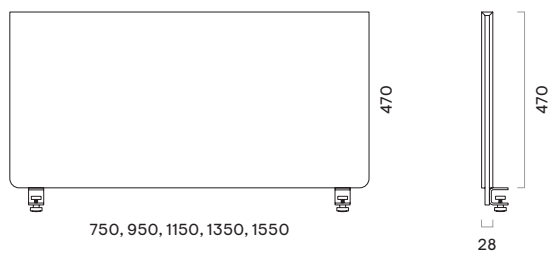
Front



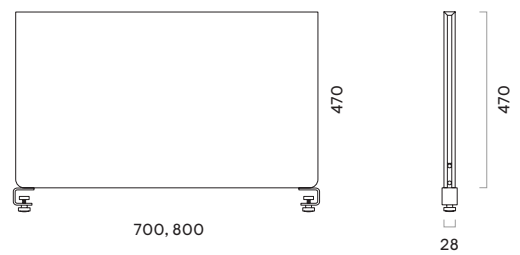
Side



Central (for double benches)

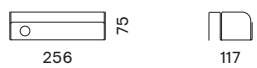


Central (for single row desk benches)

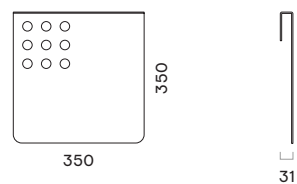


Accessories

Shelf



Magnetic board




Additional information

- Screens are 450 mm shorter than the desks, as the space on the sides is meant for optional shelves.

- If you are not ordering optional shelves and would like the screen to cover the full length between the legs, please order a one size larger screen.
E.g., for 1200 mm desk you should order a 1400 mm screen. For this reason, there are two screen options for the desk of 1800 mm length.





Ordering example



DXP161.	BA01.	MA03.	ZA00
Product	PET color	Metal	Pattern

Description	W	D	H	Code	Price, GBP (RRP)	
Screen: PET felt						
Metal fittings: MAO1 MAO2 MAO3 MAO4 MAO5						
Pattern type: ZA00						
	Screen for 700 mm depth desk	700	28	600 (470)*	DXP071	222
	Screen for 800 mm depth desk	800	28	600 (470)*	DXP081	229
	Screen for 1200 mm length desk	750	28	600 (470)*	DXP121	222
	Screen for 1400 mm length desk	950	28	600 (470)*	DXP141	303
	Screen for 1600 mm length desk	1150	28	600 (470)*	DXP161	311
	Screen for 1800 mm length desk	1350	28	600 (470)*	DXP181	466
	Screen for 1800 mm length desk	1550	28	600 (470)*	DXP182	481
	Central screen for 700 mm depth desk (suitable only for single row and 2-desk benches)	700	28	470	DXP072	244
	Central screen for 800 mm depth desk (suitable only for single row and 2-desk benches)	800	28	470	DXP082	252
	Screen for 1200 mm length desk (double benches only)	750	28	470	DXP122	218
	Screen for 1400 mm length desk (double benches only)	950	28	470	DXP142	299
	Screen for 1600 mm length desk (double benches only)	1150	28	470	DXP162	307
	Screen for 1800 mm length desk (double benches only)	1350	28	470	DXP183	462
	Screen for 1800 mm length desk (double benches only)	1550	28	470	DXP184	477

* 470 mm - screen height above the desktop

Description	W	D	H	Code	Price, GBP (RRP)
					Metal: MA01 MA02 MA03 MA04 MA05 MA06 MA07
	256	117	75	G9A0110	41
	350	31	350	G9A0111	70

FONO

Quality standard

LST EN ISO 354:2004
LST EN ISO 20189
EN 1023-1:1996
EN 1023-2:2000
EN 1023-3:2000

Other documents available for this product

NARBUTAS product care guide
Screens, desks, and fittings compatibility guide



Technical information

Types

- Quadrangle acoustic side screen (1)
- Acoustic front screen (2)
- Acoustic front screen for MOTION bench desk (3)

Screen

- 40 mm solid wood frame;
- 40 mm rock wool;
- Covered in felt;
- Upholstered with fabric.

Screen fittings

Clamp fittings (1)

- 4 mm metal sheet;
- Powder-coated metal;
- PA plastic knob (black only);
- Suitable for desktops with a thickness ranging from 14-27 mm;
- Attached to the screen using screws.

Fixed-height fittings (2)

- 2 mm metal sheet;
- Powder-coated metal;
- Attached to the screen and desktop using wood screws.

Fittings for MOTION bench desk (3)

- 4 mm metal sheet;
- Powder-coated metal;
- Attached to the desk frame with screws and inserted into fittings.

1



2

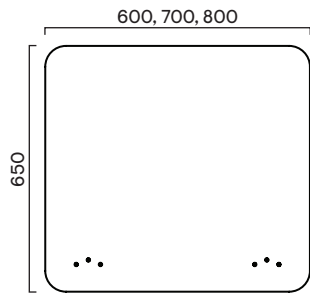


3

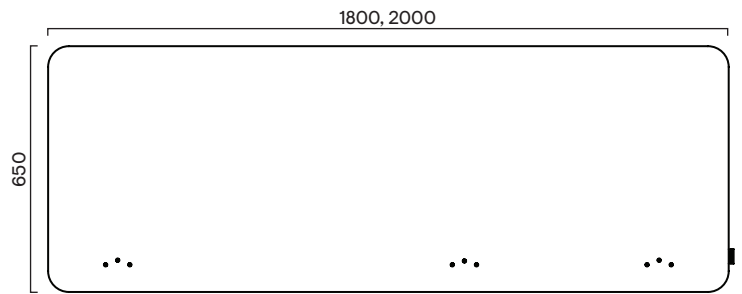



Range


Side screens



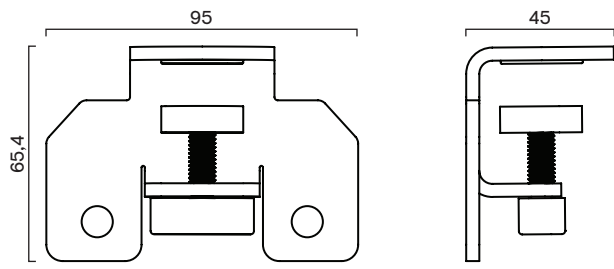
Front screens



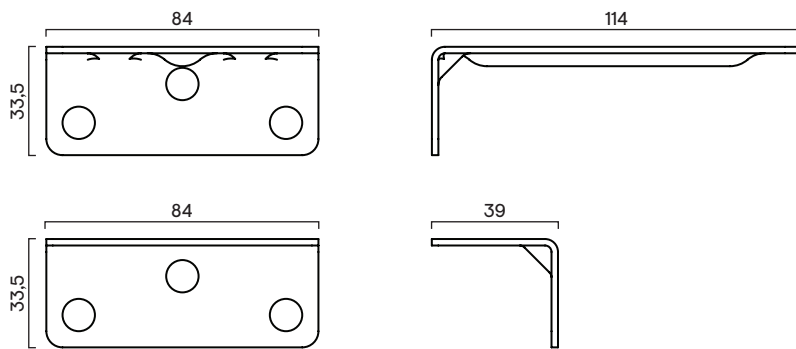
Front screens for MOTION bench desk



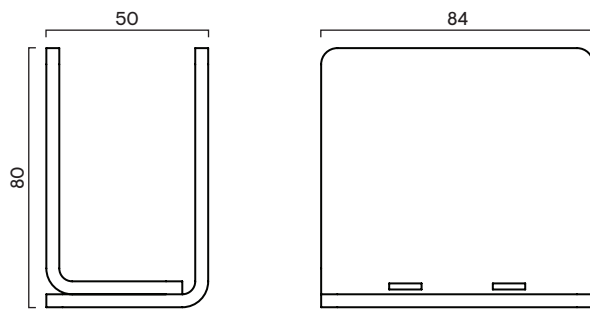
Clamp fittings



Fixed-height fittings



Fittings for MOTION bench desk



Additional information

- Screen fittings must be ordered separately based on specific requirements.
- When ordering a screen for the MOTION 2-desk bench without ordering a central cable tray (G9A0014, G9A0015 or G9A0016), metal fittings G4F0024 must be ordered.
- Screens can be pinned using pins.
- In case of uncertainty regarding screen compatibility with desk systems, the compatibility guide provides detailed information on compatible screens and the required fittings.

Ordering example

Code structure



G4A0399. **GT04**

Product

Fabric

Bench desks

SCREEN TYPE	HEIGHT	CODE	SIT-STAND DESKS			FIXED HEIGHT DESKS	
			EASY	MOTION	B-ACTIVE	ROUND	NOVA Wood (Melamine desktops)
Quadrangle acoustic side screen							
Quadrangle acoustic side screen for an 600 mm deep desk	650 (530)*	G4A0393	-	-	-	-	G6F0145
Quadrangle acoustic side screen for an 700 mm deep desk	650 (530)*	G4A0394	-	-	G4F0034 G6F0282	-	G6F0145
Quadrangle acoustic side screen for an 800 mm deep desk	650 (530)*	G4A0395	G4F0034 G6F0282	G4F0034 G6F0145 G6F0282	G4F0034 G6F0282	-	G6F0145
Acoustic front screen for MOTION bench (It is enough to order one screen for both desks)							
Acoustic front screen for a 1400 mm long MOTION bench desk with 2-level columns	600 (515)*	G4A0413	-	G4F0009	-	-	-
Acoustic front screen for a 1600 mm long MOTION bench desk with 2-level columns	600 (515)*	G4A0414	-	G4F0009	-	-	-
Acoustic front screen for a 1800 mm long MOTION bench desk with 2-level columns	600 (515)*	G4A0415	-	G4F0009	-	-	-
Acoustic front screen for a 1400 mm long MOTION bench desk with 3-level columns	740 (660)*	G4A0416	-	G4F0009	-	-	-
Acoustic front screen for a 1600 mm long MOTION bench desk with 3-level columns	740 (660)*	G4A0417	-	G4F0009	-	-	-
Acoustic front screen for a 1800 mm long MOTION bench desk with 3-level columns	740 (660)*	G4A0418	-	G4F0009	-	-	-
Acoustic front screen							
Acoustic front screen for a 1000 mm long desk	650 (530)*	G4A0396	-	-	-	-	-
Acoustic front screen for a 1200 mm long desk	650 (530)*	G4A0397	-	-	-	-	-
Acoustic front screen for a 1400 mm long desk	650 (530)*	G4A0398	-	-	-	-	-
Acoustic front screen for a 1600 mm long desk	650 (530)*	G4A0399	-	-	-	-	-
Acoustic front screen for a 1800 mm long desk	650 (530)*	G4A0400	-	-	-	-	-
Acoustic front screen for a 2000 mm long desk	650 (530)*	G4A0401	-	-	-	-	-

*Screen height above the desktop

- FONO desk screens are **not compatible** with the desk system.

SCREEN TYPE	HEIGHT	CODE	FIXED HEIGHT DESKS				
			NOVA Wood (HPL desk- tops)	NOVA U	NOVA A	NOVA O	AIR
Quadrangle acoustic side screen							
Quadrangle acoustic side screen for an 600 mm deep desk	650 (530)*	G4A0393	-	G6F0145	G6F0145	G6F0145	-
Quadrangle acoustic side screen for an 700 mm deep desk	650 (530)*	G4A0394	-	G6F0145	G6F0145	G6F0145	-
Quadrangle acoustic side screen for an 800 mm deep desk	650 (530)*	G4A0395	-	G6F0145	G6F0145	G6F0145	-
Acoustic front screen for MOTION bench (It is enough to order one screen for both desks)							
Acoustic front screen for a 1400 mm long MOTION bench desk with 2-level columns	600 (515)*	G4A0413	-	-	-	-	-
Acoustic front screen for a 1600 mm long MOTION bench desk with 2-level columns	600 (515)*	G4A0414	-	-	-	-	-
Acoustic front screen for a 1800 mm long MOTION bench desk with 2-level columns	600 (515)*	G4A0415	-	-	-	-	-
Acoustic front screen for a 1400 mm long MOTION bench desk with 3-level columns	740 (660)*	G4A0416	-	-	-	-	-
Acoustic front screen for a 1600 mm long MOTION bench desk with 3-level columns	740 (660)*	G4A0417	-	-	-	-	-
Acoustic front screen for a 1800 mm long MOTION bench desk with 3-level columns	740 (660)*	G4A0418	-	-	-	-	-
Acoustic front screen							
Acoustic front screen for a 1000 mm long desk	650 (530)*	G4A0396	-	-	-	-	-
Acoustic front screen for a 1200 mm long desk	650 (530)*	G4A0397	-	-	-	-	-
Acoustic front screen for a 1400 mm long desk	650 (530)*	G4A0398	-	-	-	-	-
Acoustic front screen for a 1600 mm long desk	650 (530)*	G4A0399	-	-	-	-	-
Acoustic front screen for a 1800 mm long desk	650 (530)*	G4A0400	-	-	-	-	-
Acoustic front screen for a 2000 mm long desk	650 (530)*	G4A0401	-	-	-	-	-

*Screen height above the desktop

Single fixed desks

SCREEN TYPE	HEIGHT	CODE	FIXED HEIGHT DESKS				
			ROUND	NOVA Wood (Melamine desktops)	NOVA Wood (HPL desk- tops)	NOVA U	NOVA A
Quadrangle acoustic side screen							
Quadrangle acoustic side screen for an 600 mm deep desk	650 (530)*	G4A0393	-	-	-	G6F0145	G6F0145
Quadrangle acoustic side screen for an 700 mm deep desk	650 (530)*	G4A0394	G4F0034 G6F0282	G6F0145	-	G6F0145	G6F0145
Quadrangle acoustic side screen for an 800 mm deep desk	650 (530)*	G4A0395	G4F0034 G6F0282	G6F0145	-	G6F0145	G6F0145
Acoustic front screen							
Acoustic front screen for a 1000 mm long desk	650 (530)*	G4A0396	-	-	-	G4F0034 G6F0282	G4F0034 G6F0282
Acoustic front screen for a 1200 mm long desk	650 (530)*	G4A0397	G4F0034 G6F0145 G6F0282	G4F0034 G6F0282	-	G4F0034 G6F0282	G4F0034 G6F0282
Acoustic front screen for a 1400 mm long desk	650 (530)*	G4A0398	G4F0034 G6F0145 G6F0282	G4F0034 G6F0145 G6F0282	-	G4F0034 G6F0282	G4F0034 G6F0282
Acoustic front screen for a 1600 mm long desk	650 (530)*	G4A0399	G4F0034 G6F0145 G6F0282	G4F0034 G6F0145 G6F0282	-	G4F0034 G6F0282	G4F0034 G6F0282
Acoustic front screen for a 1800 mm long desk	650 (530)*	G4A0400	G4F0035 G6F0146 G6F0283	G4F0035 G6F0146 G6F0283	-	G4F0035 G6F0146 G6F0283	G4F0035 G6F0146 G6F0283
Acoustic front screen for a 2000 mm long desk	650 (530)*	G4A0401	-	-	-	-	-

*Screen height above the desktop

- FONO desk screens are **not compatible** with the desk system.

SCREEN TYPE	HEIGHT	CODE	FIXED HEIGHT DESKS					
			NOVA O	NOVA H	T-EASY	AIR	OPTIMA C	OPTIMA Plus
Quadrangle acoustic side screen								
Quadrangle acoustic side screen for an 600 mm deep desk	650 (530)*	G4A0393	G6F0145	G6F0145	-	-	-	-
Quadrangle acoustic side screen for an 700 mm deep desk	650 (530)*	G4A0394	G6F0145	G6F0145	-	-	-	-
Quadrangle acoustic side screen for an 800 mm deep desk	650 (530)*	G4A0395	G6F0145	G6F0145	G4F0034 G6F0282	G4F0034 G6F0282	-	-
Acoustic front screen								
Acoustic front screen for a 1000 mm long desk	650 (530)*	G4A0396	G4F0034 G6F0282	G4F0034 G6F0282	-	-	G4F0034 G6F0282	G4F0034 G6F0282
Acoustic front screen for a 1200 mm long desk	650 (530)*	G4A0397	G4F0034 G6F0282	G4F0034 G6F0282	G4F0034 G6F0282	-	G4F0034 G6F0282	G4F0034 G6F0282
Acoustic front screen for a 1400 mm long desk	650 (530)*	G4A0398	G4F0034 G6F0282	G4F0034 G6F0282	G4F0034 G6F0145	-	G4F0034 G6F0282	G4F0034 G6F0282
Acoustic front screen for a 1600 mm long desk	650 (530)*	G4A0399	G4F0034 G6F0282	G4F0034 G6F0282	G4F0034 G6F0145	G4F0034 G6F0282	G4F0034 G6F0282	G4F0034 G6F0282
Acoustic front screen for a 1800 mm long desk	650 (530)*	G4A0400	G4F0035 G6F0146 G6F0283	G4F0035 G6F0146 G6F0283	G4F0035 G6F0146	G4F0035 G6F0283	G4F0035 G6F0283	G4F0035 G6F0283
Acoustic front screen for a 2000 mm long desk	650 (530)*	G4A0401	-	-	-	-	-	-




*Screen height above the desktop









Sit-stand desks

SCREEN TYPE	HEIGHT	CODE	SIT-STAND DESKS				
			ACTIVE	B-ACTIVE	Q-ACTIVE	MOTION	EASY
Quadrangle acoustic side screen							
Quadrangle acoustic side screen for an 600 mm deep desk	650 (530)*	G4A0393	-	-	-	-	-
Quadrangle acoustic side screen for an 700 mm deep desk	650 (530)*	G4A0394	-	G4F0034 G6F0282	G4F0034 G6F0282	-	-
Quadrangle acoustic side screen for an 800 mm deep desk	650 (530)*	G4A0395	-	G4F0034 G6F0282	G4F0034 G6F0282	G4F0034 G6F0282	G4F0034 G6F0282
Acoustic front screen							
Acoustic front screen for a 1000 mm long desk	650 (530)*	G4A0396	-	G4F0034 G6F0282	G4F0034 G6F0282	-	-
Acoustic front screen for a 1200 mm long desk	650 (530)*	G4A0397	G4F0034 G6F0145 G6F0282	G4F0034 G6F0282	G4F0034 G6F0282	-	G4F0034 G6F0145 G6F0282
Acoustic front screen for a 1400 mm long desk	650 (530)*	G4A0398	G4F0034 G6F0145 G6F0282	G4F0034 G6F0145 G6F0282	G4F0034 G6F0145 G6F0282	G4F0034 G6F0145 G6F0282	G4F0034 G6F0145 G6F0282
Acoustic front screen for a 1600 mm long desk	650 (530)*	G4A0399	G4F0034 G6F0145 G6F0282	G4F0034 G6F0145 G6F0282	G4F0034 G6F0145 G6F0282	G4F0034 G6F0145 G6F0282	G4F0034 G6F0145 G6F0282
Acoustic front screen for a 1800 mm long desk	650 (530)*	G4A0400	G4F0035 G6F0146 G6F0283	-	G4F0035 G6F0146 G6F0283	G4F0035 G6F0146 G6F0283	G4F0035 G6F0146 G6F0283
Acoustic front screen for a 2000 mm long desk	650 (530)*	G4A0401	-	-	G4F0035 G6F0146 G6F0283	-	-

*Screen height above the desktop

- FONO desk screens are **not compatible** with the desk system.

	Description	W	D	H	Code	Price, GBP (RRP)		
						Fabric:		
						Berta	Austea, Lucia	Step & Step Me- lange, Velito Presto, Synergy
	For screen, desk and fittings compatibility, refer to the table above							
	Quadrangle acoustic side screen for an 600 mm deep desk	600	47	650 (530)*	G4A0393	207	229	251
	Quadrangle acoustic side screen for an 700 mm deep desk	700	47	650 (530)*	G4A0394	218	240	270
	Quadrangle acoustic side screen for an 800 mm deep desk	800	47	650 (530)*	G4A0395	233	255	288
	Acoustic front screen for a 1000 mm long desk	1000	47	650 (530)*	G4A0396	266	296	336
	Acoustic front screen for a 1200 mm long desk	1200	47	650 (530)*	G4A0397	292	329	377
	Acoustic front screen for a 1400 mm long desk	1400	47	650 (530)*	G4A0398	325	366	421
	Acoustic front screen for a 1600 mm long desk	1600	47	650 (530)*	G4A0399	347	388	451
	Acoustic front screen for a 1800 mm long desk	1800	47	650 (530)*	G4A0400	410	466	540
	Acoustic front screen for a 2000 mm long desk	2000	47	650 (530)*	G4A0401	447	506	588
	Acoustic front screen for a 1400 mm long MOTION bench desk with 2-level columns	1400	47	600 (515)*	G4A0413	303	344	403
	Acoustic front screen for a 1600 mm long MOTION bench desk with 2-level columns	1600	47	600 (515)*	G4A0414	336	384	451
	Acoustic front screen for a 1800 mm long MOTION bench desk with 2-level columns	1800	47	600 (515)*	G4A0415	362	418	495
	Acoustic front screen for a 1400 mm long MOTION bench desk with 3-level columns	1400	47	740 (660)*	G4A0416	314	359	414
	Acoustic front screen for a 1600 mm long MOTION bench desk with 3-level columns	1600	47	740 (660)*	G4A0417	347	395	462
	Acoustic front screen for a 1800 mm long MOTION bench desk with 3-level columns	1800	47	740 (660)*	G4A0418	377	432	506
	* - screen height above the desktop							

	Description	W	D	H	Code	Price, GBP (RRP)
Metal: MA01 MA02 MA03 MA04 MA05 MA06 MA07						
	Clamp fittings (2 pcs) for desktops with a thickness of 14-27 mm	95	45	65	G4F0034	44
	Clamp fittings (3 pcs) for desktops with a thickness of 14-27 mm	95	45	65	G4F0035	67
	Long fixed-height fittings (2 pcs)	84	114	34	G6F0145	15
	Long fixed-height fittings (3 pcs)	84	114	34	G6F0146	22
	Short fixed-height fittings (2 pcs)	84	39	34	G6F0282	15
	Short fixed-height fittings (3 pcs)	84	39	34	G6F0283	22
	Fittings (2 pcs) for MOTION 2-desk bench	80	84	50	G4F0009	44
	Fittings for acoustic MOTION 2-desk bench screens (2 pcs). Must be ordered if the 2-desk bench does not include a central cable tray.	62	60	128	G4F0024	48

ROUND PET acoustic desk screens



FEATURES

- Available for benches and single desks
- Sustainable product - partially from post-consumer PET and easily recyclable
- Lightweight – lower desk load and easy to handle
- Quick and easy assembly and disassembly
- Customisation options – colours and patterns
- Certified sound absorption – class A

TECHNICAL INFORMATION

Screen composition

- Two separate PET fiber board pieces (9 mm) glued into one solid screen (18 mm), R100 Rounded corners.

Metal brackets for FIX table screens (clamp version)

- Welded, 4 mm sheet metal clamping brackets;
- Powder coated metal;
- Galvanized clamping pad;
- Plastic knob with metal screw for tightening;
- Brackets designed to be attached to the fixed table top for 17-27 mm thickness.

Metal feet for Mobile screens

- Welded, 4 mm sheet metal feet, width – 200 mm;
- Powder coated metal;
- Glued Anti-Friction pads;
- Feet designed for screen mobility (stand alone anywhere on flat surface).


Metal brackets for SLIDING table screens

- Welded, 4 mm sheet metal brackets;
- Powder coated metal;
- Brackets designed to be attached to the sliding tables metal beam with screws.

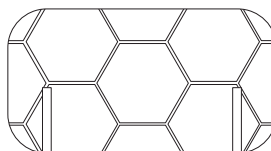
RANGE

Screen pattern types

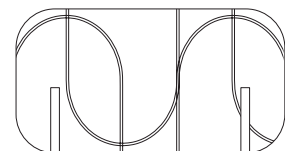
ZA00



ZA10

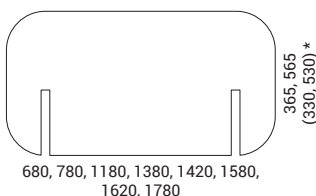


ZA20

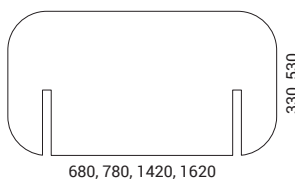


Screen types

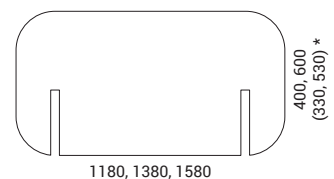
FIX



MOBILE

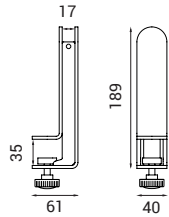


SLIDE

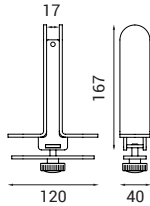


*Screen height above the table top

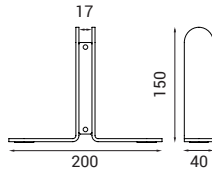
Screen brackets/feet



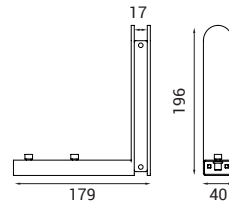
For FIX tables
(Front/Side)



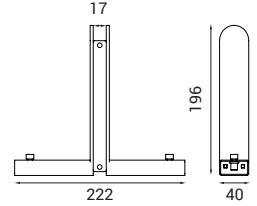
For FIX tables
(Double bench)



For MOBILE screens




For SLIDE tables
(Front)










For SLIDE tables
(Double bench)

ORDERING EXAMPLE






Code structure



DPA16A.	BA01.	BA01.	MA01.	ZA10
Product	PET board color A	PET board color B	Metal fittings	Pattern

	Description	W	D	H	Code	Price, GBP (RRP)		
						Screen: PET felt		
						Metal fittings: MA01 MA02 MA03 MA04		
						Pattern type:		
						ZA00	ZA10	ZA20
	Screen for 700 mm length desk	680	18	365 (330)*	DPA07A	192	218	
	Screen for 800 mm length desk	780	18	365 (330)*	DPA08A	200	248	
	Screen for 1200 mm length desk	1180	18	365 (330)*	DPA12A	266	322	
	Screen for 1400 mm length desk	1380	18	365 (330)*	DPA14A	333	392	
	Screen for 1600 mm length desk	1580	18	365 (330)*	DPA16A	344	414	
	Screen for 1800 mm length desk	1780	18	365 (330)*	DPA18A	355	433	
	Screen for 700 mm length desk	680	18	565 (530)*	DPA07B	229	259	
	Screen for 800 mm length desk	780	18	565 (530)*	DPA08B	248	300	
	Screen for 1200 mm length desk	1180	18	565 (530)*	DPA12B	326	407	
	Screen for 1400 mm length desk	1380	18	565 (530)*	DPA14B	433	507	
	Screen for 1600 mm length desk	1580	18	565 (530)*	DPA16B	451	544	
	Screen for 1800 mm length desk	1780	18	565 (530)*	DPA18B	470	577	
	Central screen for 700 mm length desk (mobile)	680	18	330	DPA07C	181	210	
	Central screen for 800 mm length desk (mobile)	780	18	330	DPA08C	188	233	
	Central screen for 1440 mm length desk (mobile)	1420	18	330	DPA14C	329	384	
	Central screen for 1640 mm length desk (mobile)	1620	18	330	DPA16C	343	410	
	Central screen for 700 mm length desk (mobile)	680	18	530	DPA07D	218	247	
	Central screen for 800 mm length desk (mobile)	780	18	530	DPA08D	240	284	

*Screen height above the desktop

	Description	W	D	H	Code	Price, GBP (RRP)	
						Screen: PET felt	
						Metal fittings: MA01 MA02 MA03 MA04	
						Pattern type:	
						ZA00	ZA10 ZA20
	Central screen for 1440 mm length desk (mobile)	1420	18	530	DPA14D	436	510
	Central screen for 1640 mm length desk (mobile)	1620	18	530	DPA16D	451	550
	Screen for 1440 mm length desk (double benches only)	1420	18	365 (330)*	DPA14E	344	399
	Screen for 1640 mm length desk (double benches only)	1620	18	365 (330)*	DPA16E	355	429
	Screen for 1200 mm length desk (double benches only)	1180	18	365 (330)*	DPA12F	273	329
	Screen for 1400 mm length desk (double benches only)	1380	18	365 (330)*	DPA14F	340	399
	Screen for 1600 mm length desk (double benches only)	1580	18	365 (330)*	DPA16F	351	421
	Screen for 1800 mm length desk (double benches only)	1780	18	365 (330)*	DPA18F	362	440
	Screen for 1440 mm length desk (double benches only)	1420	18	565 (530)*	DPA14G	451	529
	Screen for 1640 mm length desk (double benches only)	1620	18	565 (530)*	DPA16G	459	569
	Screen for 1200 mm length desk (double benches only)	1180	18	565 (530)*	DPA12H	333	414
	Screen for 1400 mm length desk (double benches only)	1380	18	565 (530)*	DPA14H	440	514
	Screen for 1600 mm length desk (double benches only)	1580	18	565 (530)*	DPA16H	458	551
	Screen for 1800 mm length desk (double benches only)	1780	18	565 (530)*	DPA18H	477	584

*Screen height above the desktop

MODUS

Acoustic desk

screens

Quality standard

LST EN ISO 354:2004
LST EN ISO 11654:1998



Technical information

Screen composition (42 mm)

Frame made of 15x40 mm plywood;
Central layer made of 10 mm polystyrene foam;
Second layer is made of HR3030 10 mm foam from both sides;
Third layer is made of VB2240 3 mm foam from both sides;
Dowel pins combine two panels;
Upholstered with 1 colour fabric or 2 colour fabric combination.



Height adjustment (not available for MOTION 2-desk benches)

Screens can be raised / lowered to the preferred height;
Only two screws must be tightened to ensure stability.

Screen composition (46 mm)

Frame made of 18x80 mm MDF;
Central layer made of 20 mm open-cell foam made of melamine resin (BASOTECT G+);
Second layer is made of VB3842 10 mm foam from both sides;
Third layer is made of VB2240 3 mm foam from both sides;
Dowel pins combine two panels;
Upholstered with 1 colour fabric or 2 colour fabric combination.

Fittings for screens

Compatible only with MOTION 2-desk benches;
Fittings are knocked in to the screen;
Fixing to the cable tray holder.

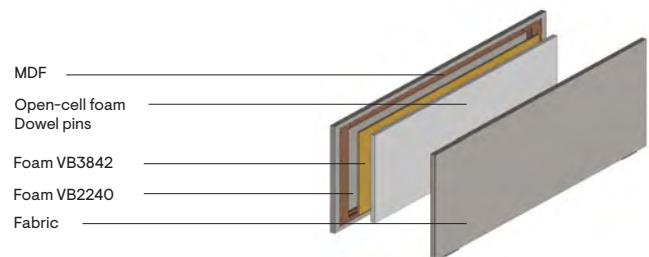
Fittings for height adjustable screens

Compatible with ONE, ONE H, EASY, T-EASY, NOVA A and single MOTION desks;
Screens are inserted into the fittings (154x124, H=74 mm);
Pressed with screws to ensure stability;
Fixed to the desktop.




Fittings for fixed height screens

Compatible with MOTION 2-desk benches;
Screens are inserted into the fittings (77x44, H=205 mm);
Fixing to the cable tray holder.

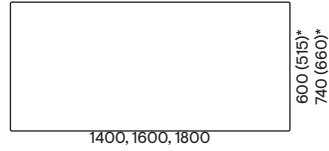


Range

Height adjustable screens for ONE, ONE H, EASY, T-EASY, NOVA A desks, MOTION single desks with 2-columns and 3-columns legs



Fixed height screens for MOTION 2-desk benches with 2-columns (H – 600mm) and 3-columns legs (H – 740 mm)



*Screen height above the desktop, when the desktop is at lowest position

Ordering example

Code structure



APK162.

GV20.

GV16.







MA03

Product

A Fabric

B Fabric

Metal

	Description	W	D	H	Code	Price, GBP (RRP)			
						(A)	(B)	Fabric:	
						Berta	Austea, Lucia	Step & Step Melange, Velito, Synergy	Steelcut Trio 3
						Metal: MA01 MA02 MA03 MA04			
	Acoustic screen	1200	42	740	APK120	281	355	399	514
		1400	42	740	APK140	292	363	407	699
		1600	42	740	APK160	322	399	451	791
		1800	42	740	APK180	499	625	703	1080
	Acoustic screen (class C) for 2-desk bench MOTION with leg column type 2	1400	42	600 (515)*	APK141	266	337	370	695
		1600	42	600 (515)*	APK161	285	359	399	769
		1800	42	600 (515)*	APK181	318	392	444	858
	Acoustic screen (class C) for 2-desk bench MOTION with leg column type 3	1400	42	740 (660)*	APK142	307	377	422	714
		1600	42	740 (660)*	APK162	470	588	662	998
		1800	42	740 (660)*	APK182	532	658	739	1116
	Acoustic screen (class C) for 2-desk bench MOTION with leg column type 2	1400	46	600 (515)*	G4E0037	285	347	392	691
		1600	46	600 (515)*	G4E0038	310	388	440	784
		1800	46	600 (515)*	G4E0039	551	687	776	1131
	Acoustic screen (class C) for 2-desk bench MOTION with leg column type 3	1400	46	740 (660)*	G4E0040	340	425	480	750
		1600	46	740 (660)*	G4E0041	484	602	680	998
		1800	46	740 (660)*	G4E0042	658	832	935	1275
						Metal: MA01 MA02 MA03 MA04			
	Fittings for acoustic MOTION 2-desk bench screens (2 pcs). Must be ordered if the 2-desk bench does not include a central cable tray.	62	60	128	G4F0024			48	

TOP 530

Quality standard

LST EN ISO 354:2004
LST EN ISO 11654:1998 (Sound absorption class C)
EN 1023-1:1996
EN 1023-2:2000
EN 1023-3:2000

Other documents available for this product

NARBUTAS product care guide
Screens, desks, and fittings compatibility guide



Technical information

Types

- Quadrangle acoustic side screen (1)
- Chamfered acoustic side screen (2)
- Acoustic front screen (3)
- Height adjustable acoustic front screen (4)
- Acoustic front screen for NOVA 2-desk bench (5)
- Quadrangle acoustic divider screen for NOVA 4-desk bench or single row 2-desk bench (6)
- Chamfered acoustic divider screen for NOVA 4-desk bench or single row 2-desk bench (7)
- Acoustic front screen for NOVA end desk bench (8)
- Acoustic front screen for MOTION bench desk (9)
- Acoustic front screen for B-ACTIVE bench desk (10)

1



2



3



4



5



6



7



8



9



10



Screen

- 16 mm chipboard;
- 10 mm acoustic foam on both sides of the chipboard;
- Upholstered with fabric.

Screen fittings

Clamp fittings (1)

- 4 mm metal sheet;
- Powder coated metal;
- PA plastic knob (black only);
- Suitable for desktops with a thickness ranging from 14-27 mm;
- Attached to the screen using screws.

Fixed-height fittings (2)

- 2 mm metal sheet;
- Powder coated metal;
- Fittings are attached to the screen using wood screws.

Height adjustable fittings (3)

- 4 mm metal sheet;
- Powder coated metal;
- Attached to the desktop using wood screws.
- Screen height adjustable from 0 to 500 mm above the desktop by tightening two screws.

Fittings for NOVA bench desk (4)

- 4 mm metal sheet;
- Powder coated metal;
- Attached to the desktop using wood screws.

Fittings for NOVA bench divider (5)

- 4 mm metal sheet;
- Powder coated metal;
- Suitable for desktops with a thickness of 25 mm.
- Attached to the desktop using wood screws.

Fittings for MOTION bench desk (6)

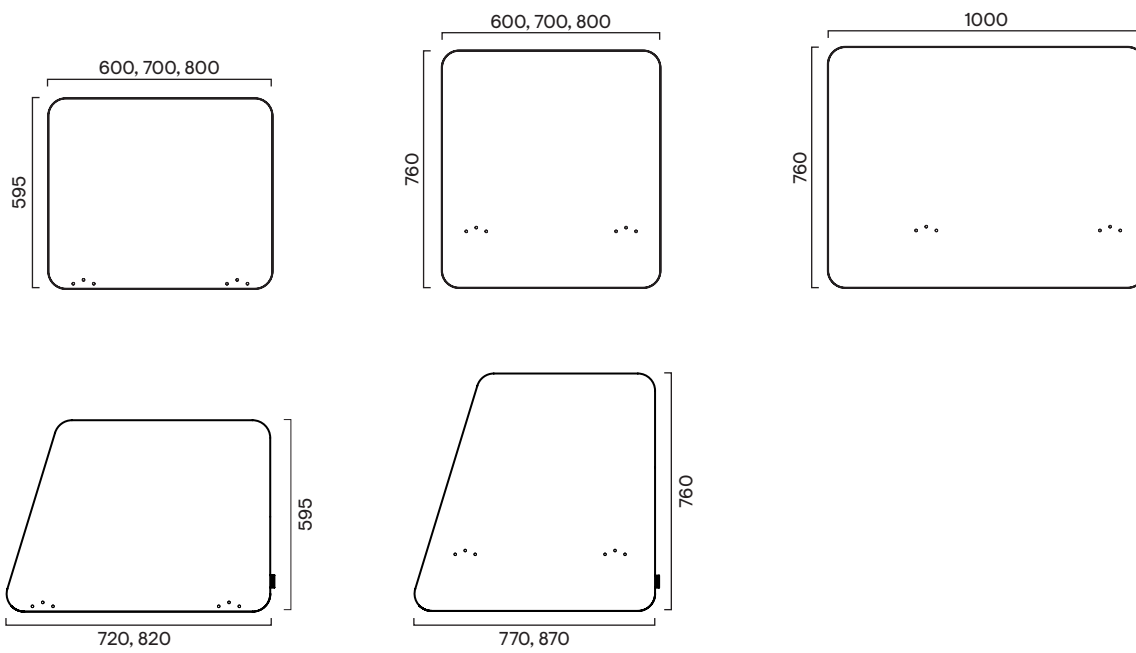
- 4 mm metal sheet;
- Powder coated metal;
- Attached to the desk frame using screws.

Fittings for B-ACTIVE bench desk (7)

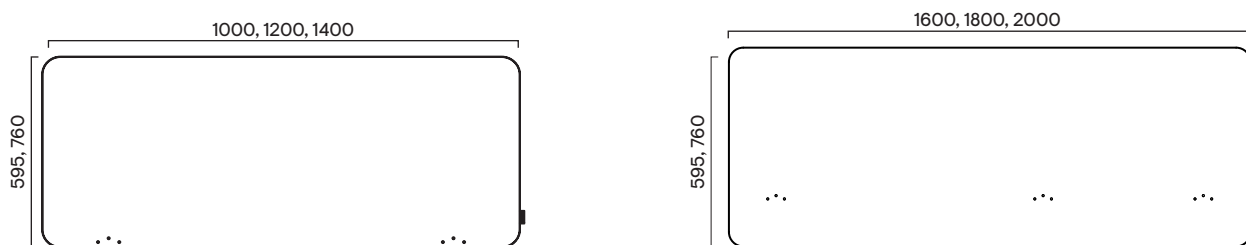
- 4 mm metal sheet;
- Powder coated metal;
- Attached to the desk frame using screws.

Range


Side screens



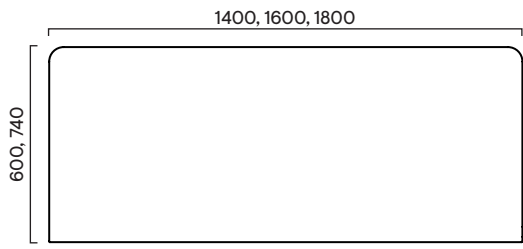
Front screens



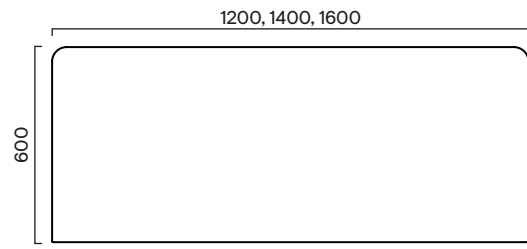
Height adjustable front screen




MOTION bench front screen



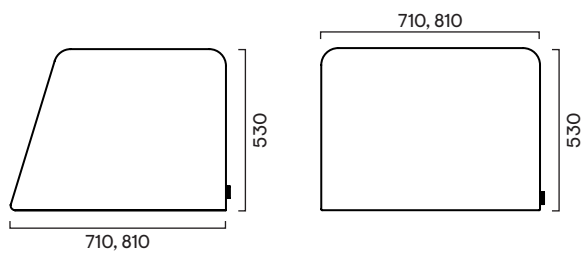
B-ACTIVE bench front screen



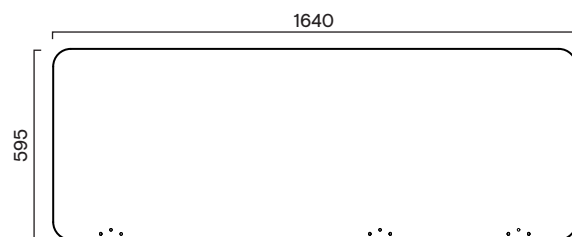

NOVA bench screen



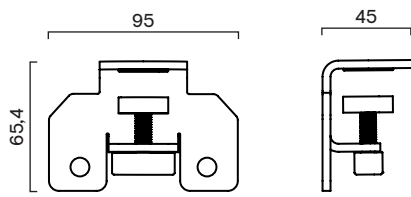
NOVA bench divider screen



NOVA end desk bench screen



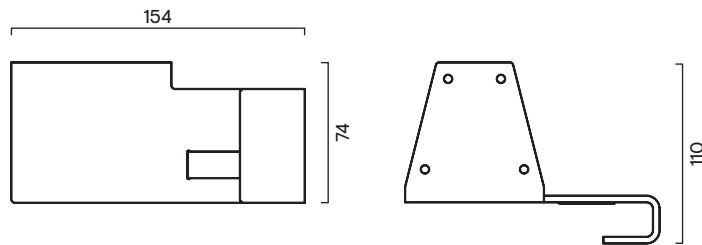
Clamp fittings



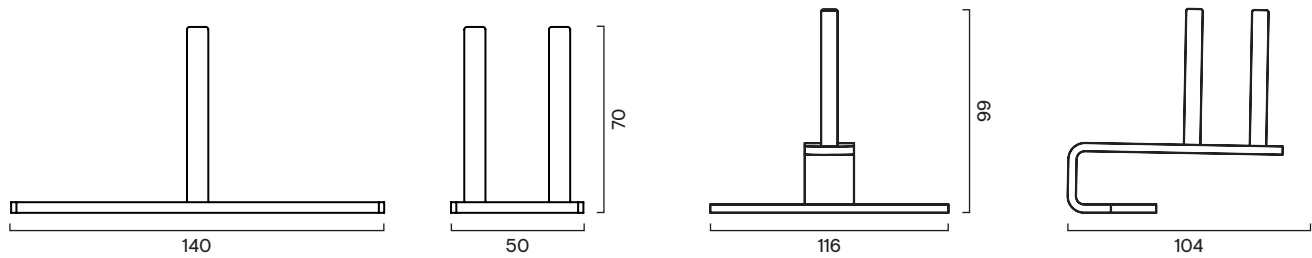
Fixed height fittings



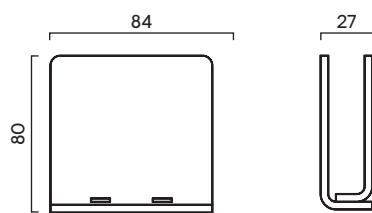
Height adjustable fittings



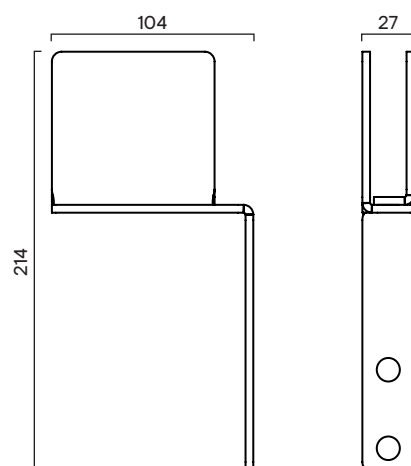
NOVA bench front screen and divider screen fittings



MOTION 2-desk bench screen fittings



B-ACTIVE 2-desk bench screen fittings



Additional information

- Screen fittings must be ordered separately based on specific requirements.
- When ordering a screen for the MOTION 2-desk bench without ordering a central cable tray (G9A0014, G9A0015 or G9A0016), metal fittings G4F0024 must be ordered.
- The 1000 mm quadrangle side screen and chamfered side screens should be ordered based on their placement side – left (L/H) or right (R/H).
- Screens can be pinned using pins.
- If unsure about screen compatibility with desk systems, refer to the compatibility table for detailed information on suitable screens and required fittings.

Ordering example

Code structure



G4A0083.

GT09

Product

Fabric

Single Sit-stand desks

SCREEN TYPE	HEIGHT	CODE	SIT-STAND DESKS				
			ACTIVE	B-ACTIVE	Q-ACTIVE	MOTION	EASY
Quadrangle acoustic side screen							
Quadrangle acoustic side screen for an 600 mm deep desk	595 (530)*	G4A0367	-	-	-	-	-
Quadrangle acoustic side screen for an 700 mm deep desk	595 (530)*	G4A0077	-	G4F0034 G6F0282	G4F0034 G6F0282	-	-
Quadrangle acoustic side screen for an 800 mm deep desk	595 (530)*	G4A0258	-	G4F0034 G6F0282	G4F0034 G6F0282	G4F0034 G6F0282	G4F0034 G6F0282
Quadrangle acoustic side screen for an 600 mm deep desk	760 (530)*	G4A0368	-	-	-	-	-
Quadrangle acoustic side screen for an 700 mm deep desk	760 (530)*		-	G4F0034 G6F0282	G4F0034 G6F0282	-	-
Quadrangle acoustic side screen for an 800 mm deep desk	760 (530)*	G4A0356	-	G4F0034 G6F0282	G4F0034 G6F0282	-	G4F0034 G6F0282
1000 mm wide quadrangle acoustic side screen for an 800 mm deep desk (L/H)	760 (530)*	G4A0266	-	G4F0034 G6F0282	G4F0034 G6F0282	-	G4F0034 G6F0282
1000 mm wide quadrangle acoustic side screen for an 800 mm deep desk (R/H)	760 (530)*	G4A0267	-	G4F0034 G6F0282	G4F0034 G6F0282	-	G4F0034 G6F0282
Chamfered acoustic side screen							
Chamfered acoustic side screen for a 700 mm deep desk (L/H)	595 (530)*	G4A0362	-	G4F0034 G6F0282	G4F0034 G6F0282	-	-
Chamfered acoustic side screen for a 800 mm deep desk (L/H)	595 (530)*	G4A0364	-	G4F0034 G6F0282	G4F0034 G6F0282	G4F0034 G6F0282	G4F0034 G6F0282
Chamfered acoustic side screen for a 700 mm deep desk (R/H)	595 (530)*	G4A0361	-	G4F0034 G6F0282	G4F0034 G6F0282	-	-
Chamfered acoustic side screen for a 800 mm deep desk (R/H)	595 (530)*	G4A0363	-	G4F0034 G6F0282	G4F0034 G6F0282	G4F0034 G6F0282	G4F0034 G6F0282
Chamfered acoustic side screen for a 700 mm deep desk (L/H)	760 (530)*	G4A0358	-	G4F0034 G6F0282	G4F0034 G6F0282	-	-
Chamfered acoustic side screen for a 800 mm deep desk (L/H)	760 (530)*	G4A0360	-	G4F0034 G6F0282	G4F0034 G6F0282	-	G4F0034 G6F0282
Chamfered acoustic side screen for a 700 mm deep desk (R/H)	760 (530)*	G4A0357	-	G4F0034 G6F0282	G4F0034 G6F0282	-	-
Chamfered acoustic side screen for a 800 mm deep desk (R/H)	760 (530)*	G4A0359	-	G4F0034 G6F0282	G4F0034 G6F0282	-	G4F0034 G6F0282
Acoustic front screen							
Acoustic front screen for a 1000 mm long desk	595 (530)*	G4A0370	-	G4F0034 G6F0282	G4F0034 G6F0282	-	-
Acoustic front screen for a 1200 mm long desk	595 (530)*	G4A0311	G4F0034 G6F0145 G6F0282	G4F0034 G6F0282	G4F0034 G6F0282	-	G4F0034 G6F0145 G6F0282
Acoustic front screen for a 1400 mm long desk	595 (530)*	G4A0259	G4F0034 G6F0145 G6F0282	G4F0034 G6F0145 G6F0282	G4F0034 G6F0145 G6F0282	G4F0034 G6F0145	G4F0034 G6F0145 G6F0282
Acoustic front screen for a 1600 mm long desk	595 (530)*	G4A0260	G4F0035 G6F0146 G6F0283	G4F0035 G6F0283	G4F0035 G6F0283	G4F0035 G6F0146 G6F0283	G4F0035 G6F0283
Acoustic front screen for a 1800 mm long desk	595 (530)*	G4A0312	G4F0035 G6F0146 G6F0283	-	G4F0035 G6F0146 G6F0283	G4F0035 G6F0146 G6F0283	G4F0035 G6F0146 G6F0283

- TOP 530 desk screens are **not compatible** with the desk system.

SCREEN TYPE	HEIGHT	CODE	SIT-STAND DESKS				
			ACTIVE	B-ACTIVE	Q-ACTIVE	MOTION	EASY
Acoustic front screen for a 2000 mm long desk	595 (530)*	G4A0371	-	-	G4F0035 G6F0146 G6F0283	-	-
Acoustic front screen for a 1000 mm long desk	760 (530)*	G4A0372	-	G4F0034 G6F0282	G4F0034 G6F0282	-	-
Acoustic front screen for a 1200 mm long desk	760 (530)*	G4A0184	G4F0034 G6F0145	G4F0034 G6F0282	G4F0034 G6F0282	-	G4F0034 G6F0282
Acoustic front screen for a 1400 mm long desk	760 (530)*	G4A0268	G4F0034 G6F0145	G4F0034 G6F0145	G4F0034 G6F0145	G4F0034 G6F0145	G4F0034 G6F0145
Acoustic front screen for a 1600 mm long desk	760 (530)*	G4A0269	G4F0035 G6F0146	G4F0035 G6F0146	G4F0035 G6F0146 G6F0283	G4F0035 G6F0146	G4F0035 G6F0283
Acoustic front screen for a 1800 mm long desk	760 (530)*	G4A0185	G4F0035 G6F0146	-	G4F0035 G6F0146 G6F0283	G4F0035 G6F0146	G4F0035 G6F0146
Acoustic front screen for a 2000 mm long desk	760 (530)*	G4A0373	-	-	G4F0035 G6F0146 G6F0283	-	-
Height-adjustable acoustic front screen							
Height-adjustable acoustic front screen for a 1000 mm long desk	595 (500-0)*	G4A0374	-	G6F0185	G6F0185	-	-
Height-adjustable acoustic front screen for a 1200 mm long desk	595 (500-0)*	G4A0081	G6F0185	G6F0185	G6F0185	-	G6F0185
Height-adjustable acoustic front screen for a 1400 mm long desk	595 (500-0)*	G4A0082	G6F0185	G6F0185	G6F0185	G6F0185	G6F0185
Height-adjustable acoustic front screen for a 1600 mm long desk	595 (500-0)*	G4A0083	G6F0185	G6F0185	G6F0185	G6F0185	G6F0185
Height-adjustable acoustic front screen for a 1800 mm long desk	595 (500-0)*	G4A0084	G6F0185	-	G6F0185	G6F0185	G6F0185
Height-adjustable acoustic front screen for a 2000 mm long desk	595 (500-0)*	G4A0375	-	-	G6F0185	-	-

*Screen height above the desktop

- TOP 530 desk screens are **not compatible** with the desk system.

SCREEN TYPE	HEIGHT	CODE	FIXED DESKS				
			ROUND	NOVA Wood (Melamine desk- tops)	NOVA Wood (HPL desktops)	NOVA U	NOVA A
Quadrangle acoustic side screen							
Quadrangle acoustic side screen for an 600 mm deep desk	595 (530)*	G4A0367	-	-	-	G6F0145	G6F0145
Quadrangle acoustic side screen for an 700 mm deep desk	595 (530)*	G4A0077	G4F0034 G6F0282	G6F0145	-	G6F0145	G6F0145
Quadrangle acoustic side screen for an 800 mm deep desk	595 (530)*	G4A0258	G4F0034 G6F0282	G6F0145	-	G6F0145	G6F0145
Quadrangle acoustic side screen for an 600 mm deep desk	760 (530)*	G4A0368	-	-	-	G6F0145	G6F0145
Quadrangle acoustic side screen for an 700 mm deep desk	760 (530)*		G4F0034 G6F0282	G6F0145	-	G6F0145	G6F0145
Quadrangle acoustic side screen for an 800 mm deep desk	760 (530)*	G4A0356	G4F0034 G6F0282	G6F0145	-	G6F0145	G6F0145
1000 mm wide quadrangle acoustic side screen for an 800 mm deep desk (L/H)	760 (530)*	G4A0266	G4F0034 G6F0282	G6F0145	-	G6F0145	G6F0145
1000 mm wide quadrangle acoustic side screen for an 800 mm deep desk (R/H)	760 (530)*	G4A0267	G4F0034 G6F0282	G6F0145	-	G6F0145	G6F0145
Chamfered acoustic side screen							
Chamfered acoustic side screen for a 700 mm deep desk (L/H)	595 (530)*	G4A0362	G4F0034 G6F0282	G6F0145	-	G6F0145	G6F0145
Chamfered acoustic side screen for a 800 mm deep desk (L/H)	595 (530)*	G4A0364	G4F0034 G6F0282	G6F0145	-	G6F0145	G6F0145
Chamfered acoustic side screen for a 700 mm deep desk (R/H)	595 (530)*	G4A0361	G4F0034 G6F0282	G6F0145	-	G6F0145	G6F0145
Chamfered acoustic side screen for a 800 mm deep desk (R/H)	595 (530)*	G4A0363	G4F0034 G6F0282	G6F0145	-	G6F0145	G6F0145
Chamfered acoustic side screen for a 700 mm deep desk (L/H)	760 (530)*	G4A0358	G4F0034 G6F0282	G6F0145	-	G6F0145	G6F0145
Chamfered acoustic side screen for a 800 mm deep desk (L/H)	760 (530)*	G4A0360	G4F0034 G6F0282	G6F0145	-	G6F0145	G6F0145
Chamfered acoustic side screen for a 700 mm deep desk (R/H)	760 (530)*	G4A0357	G4F0034 G6F0282	G6F0145	-	G6F0145	G6F0145
Chamfered acoustic side screen for a 800 mm deep desk (R/H)	760 (530)*	G4A0359	G4F0034 G6F0282	G6F0145	-	G6F0145	G6F0145
Acoustic front screen							
Acoustic front screen for a 1000 mm long desk	595 (530)*	G4A0370	-	-	-	G4F0034 G6F0282	-
Acoustic front screen for a 1200 mm long desk	595 (530)*	G4A0311	G4F0034 G6F0145 G6F0282	G4F0034 G6F0282	-	G4F0034 G6F0282	G4F0034 G6F0282
Acoustic front screen for a 1400 mm long desk	595 (530)*	G4A0259	G4F0034 G6F0145 G6F0282	G4F0034 G6F0145 G6F0282	-	G4F0034 G6F0282	G4F0034 G6F0282
Acoustic front screen for a 1600 mm long desk	595 (530)*	G4A0260	G4F0035 G6F0146 G6F0283	G4F0035 G6F0146 G6F0283	-	G4F0035 G6F0146 G6F0283	G4F0035 G6F0146 G6F0283
Acoustic front screen for a 1800 mm long desk	595 (530)*	G4A0312	G4F0035 G6F0146 G6F0283	G4F0035 G6F0146 G6F0283	-	G4F0035 G6F0146 G6F0283	G4F0035 G6F0146 G6F0283

- TOP 530 desk screens are **not compatible** with the desk system.

SCREEN TYPE	HEIGHT	CODE	FIXED DESKS				
			ROUND	NOVA Wood (Melamine desk- tops)	NOVA Wood (HPL desktops)	NOVA U	NOVA A
Acoustic front screen for a 2000 mm long desk	595 (530)*	G4A0371	-	-	-	-	-
Acoustic front screen for a 1000 mm long desk	760 (530)*	G4A0372	-	-	-	-	-
Acoustic front screen for a 1200 mm long desk	760 (530)*	G4A0184	G4F0034 G6F0282	G4F0034 G6F0282	-	G4F0034 G6F0282	G4F0034 G6F0282
Acoustic front screen for a 1400 mm long desk	760 (530)*	G4A0268	G4F0034 G6F0282	G4F0034 G6F0282	-	G4F0034 G6F0282	G4F0034 G6F0282
Acoustic front screen for a 1600 mm long desk	760 (530)*	G4A0269	G4F0035 G6F0146	G4F0035 G6F0283	-	G4F0035 G6F0146 G6F0283	G4F0035 G6F0146 G6F0283
Acoustic front screen for a 1800 mm long desk	760 (530)*	G4A0185	G4F0035 G6F0146	G4F0035 G6F0283	-	G4F0035 G6F0146 G6F0283	G4F0035 G6F0146 G6F0283
Acoustic front screen for a 2000 mm long desk	760 (530)*	G4A0373	-	-	-	-	-
Height-adjustable acoustic front screen							
Height-adjustable acoustic front screen for a 1000 mm long desk	595 (500-0)*	G4A0374	-	-	-	-	-
Height-adjustable acoustic front screen for a 1200 mm long desk	595 (500-0)*	G4A0081	G6F0185	-	-	-	-
Height-adjustable acoustic front screen for a 1400 mm long desk	595 (500-0)*	G4A0082	G6F0185	-	-	-	-
Height-adjustable acoustic front screen for a 1600 mm long desk	595 (500-0)*	G4A0083	G6F0185	-	-	-	-
Height-adjustable acoustic front screen for a 1800 mm long desk	595 (500-0)*	G4A0084	G6F0185	-	-	-	-
Height-adjustable acoustic front screen for a 2000 mm long desk	595 (500-0)*	G4A0375	-	-	-	-	-

*Screen height above the desktop

- TOP 530 desk screens are **not compatible** with the desk system.

SCREEN TYPE	HEIGHT	CODE	FIXED HEIGHT DESKS					
			NOVA O	NOVA H	T-EASY	AIR	OPTIMA C	OPTIMA Plus
Quadrangle acoustic side screen								
Quadrangle acoustic side screen for an 600 mm deep desk	595 (530)*	G4A0367	G6F0145	G6F0145	-	-	-	-
Quadrangle acoustic side screen for an 700 mm deep desk	595 (530)*	G4A0077	G6F0145	G6F0145	-	-	-	-
Quadrangle acoustic side screen for an 800 mm deep desk	595 (530)*	G4A0258	G6F0145	G6F0145	G4F0034 G6F0282	G4F0034 G6F0282	-	-
Quadrangle acoustic side screen for an 600 mm deep desk	760 (530)*	G4A0368	G6F0145	G6F0145	-	-	-	-
Quadrangle acoustic side screen for an 700 mm deep desk	760 (530)*		G6F0145	G6F0145	-	-	-	-
Quadrangle acoustic side screen for an 800 mm deep desk	760 (530)*	G4A0356	G6F0145	G6F0145	G4F0034 G6F0282	G4F0034 G6F0282	-	-
1000 mm wide quadrangle acoustic side screen for an 800 mm deep desk (L/H)	760 (530)*	G4A0266	G6F0145	G6F0145	G4F0034 G6F0282	G4F0034 G6F0282	-	-
1000 mm wide quadrangle acoustic side screen for an 800 mm deep desk (R/H)	760 (530)*	G4A0267	G6F0145	G6F0145	G4F0034 G6F0282	G4F0034 G6F0282	-	-
Chamfered acoustic side screen								
Chamfered acoustic side screen for a 700 mm deep desk (L/H)	595 (530)*	G4A0362	G6F0145	G6F0145	-	-	-	-
Chamfered acoustic side screen for a 800 mm deep desk (L/H)	595 (530)*	G4A0364	G6F0145	G6F0145	G4F0034 G6F0282	G4F0034 G6F0282	-	-
Chamfered acoustic side screen for a 700 mm deep desk (R/H)	595 (530)*	G4A0361	G6F0145	G6F0145	-	-	-	-
Chamfered acoustic side screen for a 800 mm deep desk (R/H)	595 (530)*	G4A0363	G6F0145	G6F0145	G4F0034 G6F0282	G4F0034 G6F0282	-	-
Chamfered acoustic side screen for a 700 mm deep desk (L/H)	760 (530)*	G4A0358	G6F0145	G6F0145	-	-	-	-
Chamfered acoustic side screen for a 800 mm deep desk (L/H)	760 (530)*	G4A0360	G6F0145	G6F0145	G4F0034 G6F0282	G4F0034 G6F0282	-	-
Chamfered acoustic side screen for a 700 mm deep desk (R/H)	760 (530)*	G4A0357	G6F0145	G6F0145	-	-	-	-
Chamfered acoustic side screen for a 800 mm deep desk (R/H)	760 (530)*	G4A0359	G6F0145	G6F0145	G4F0034 G6F0282	G4F0034 G6F0282	-	-
Acoustic front screen								
Acoustic front screen for a 1000 mm long desk	595 (530)*	G4A0370	-	-	-	-	G4F0034 G6F0282	G4F0034 G6F0282
Acoustic front screen for a 1200 mm long desk	595 (530)*	G4A0311	G4F0034 G6F0282	G4F0034 G6F0282	G4F0034 G6F0282	-	G4F0034 G6F0282	G4F0034 G6F0282
Acoustic front screen for a 1400 mm long desk	595 (530)*	G4A0259	G4F0034 G6F0282	G4F0034 G6F0282	G4F0034 G6F0145	-	G4F0034 G6F0282	G4F0034 G6F0282
Acoustic front screen for a 1600 mm long desk	595 (530)*	G4A0260	G4F0035 G6F0146 G6F0283	G4F0035 G6F0146 G6F0283	G4F0035 G6F0283	G4F0035 G6F0283	G4F0035 G6F0283	G4F0035 G6F0283

- TOP 530 desk screens are **not compatible** with the desk system.

SCREEN TYPE	HEIGHT	CODE	FIXED DESKS						OPTIMA Plus
			NOVA O	NOVA H	T-EASY	AIR	OPTIMA C		
Acoustic front screen for a 1800 mm long desk	595 (530)*	G4A0312	G4F0035 G6F0146 G6F0283	G4F0035 G6F0146 G6F0283	G4F0035 G6F0146	G4F0035 G6F0283	G4F0035 G6F0283	G4F0035 G6F0283	
Acoustic front screen for a 2000 mm long desk	595 (530)*	G4A0371	-	-	-	-	-	-	
Acoustic front screen for a 1000 mm long desk	760 (530)*	G4A0372	-	-	-	-	G4F0034 G6F0282	G4F0034 G6F0282	
Acoustic front screen for a 1200 mm long desk	760 (530)*	G4A0184	G4F0034 G6F0282	G4F0034 G6F0282	G4F0034 G6F0282	-	G4F0034 G6F0282	G4F0034 G6F0282	
Acoustic front screen for a 1400 mm long desk	760 (530)*	G4A0268	G4F0034 G6F0145 G6F0282	G4F0034 G6F0145 G6F0282	G4F0034 G6F0145	-	G4F0034 G6F0282	G4F0034 G6F0282	
Acoustic front screen for a 1600 mm long desk	760 (530)*	G4A0269	G4F0035 G6F0146 G6F0283	G4F0035 G6F0146 G6F0283	G4F0035 G6F0283	G4F0035 G6F0283	G4F0035 G6F0283	G4F0035 G6F0283	
Acoustic front screen for a 1800 mm long desk	760 (530)*	G4A0185	G4F0035 G6F0146 G6F0283	G4F0035 G6F0146 G6F0283	G4F0035 G6F0146	G4F0035 G6F0283	G4F0035 G6F0283	G4F0035 G6F0283	
Acoustic front screen for a 2000 mm long desk	760 (530)*	G4A0373	-	-	-	-	-	-	
Height-adjustable acoustic front screen									
Height-adjustable acoustic front screen for a 1000 mm long desk	595 (500-0)*	G4A0374	-	-	-	-	G6F0185	G6F0185	
Height-adjustable acoustic front screen for a 1200 mm long desk	595 (500-0)*	G4A0081	-	-	G6F0185		G6F0185	G6F0185	
Height-adjustable acoustic front screen for a 1400 mm long desk	595 (500-0)*	G4A0082	-	-	G6F0185	-	G6F0185	G6F0185	
Height-adjustable acoustic front screen for a 1600 mm long desk	595 (500-0)*	G4A0083	-	-	G6F0185	G6F0185	G6F0185	G6F0185	
Height-adjustable acoustic front screen for a 1800 mm long desk	595 (500-0)*	G4A0084	-	-	G6F0185	G6F0185	G6F0185	G6F0185	
Height-adjustable acoustic front screen for a 2000 mm long desk	595 (500-0)*	G4A0375	-	-	-	G6F0185	-	-	

*Screen height above the desktop

- TOP 530 desk screens are **not compatible** with the desk system.

Bench desks

SCREEN TYPE	HEIGHT	CODE	SIT-STAND DESKS			FIXED HEIGHT DESKS	
			EASY	MOTION	B-ACTIVE	ROUND	NOVA Wood (Melamine desk-tops)
Quadrangle acoustic side screen							
Quadrangle acoustic side screen for an 600 mm deep desk	595 (530)*	G4A0367	-	-	-	-	G6F0145
Quadrangle acoustic side screen for an 700 mm deep desk	595 (530)*	G4A0077	-	-	G4F0034 G6F0282	-	G6F0145
Quadrangle acoustic side screen for an 800 mm deep desk	595 (530)*	G4A0258	G4F0034 G6F0282	G4F0034 G6F0145 G6F0282	G4F0034 G6F0282	-	G6F0145
Quadrangle acoustic side screen for an 600 mm deep desk	760 (530)*	G4A0368	-	-	-	-	G6F0145
Quadrangle acoustic side screen for an 700 mm deep desk	760 (530)*	G4A0369	-	-	G4F0034 G6F0282	-	G6F0145
Quadrangle acoustic side screen for an 800 mm deep desk	760 (530)*	G4A0356	G4F0034 G6F0282	G4F0034 G6F0145 G6F0282	G4F0034 G6F0282	-	G6F0145
1000 mm wide quadrangle acoustic side screen for an 800 mm deep desk (L/H)	760 (530)*	G4A0266	G4F0034 G6F0282	G4F0034 G6F0145 G6F0282	G4F0034 G6F0282	-	G6F0145
1000 mm wide quadrangle acoustic side screen for an 800 mm deep desk (R/H)	760 (530)*	G4A0267	G4F0034 G6F0282	G4F0034 G6F0145 G6F0282	G4F0034 G6F0282	-	G6F0145
Chamfered acoustic side screen							
Chamfered acoustic side screen for a 700 mm deep desk (L/H)	595 (530)*	G4A0362	-	-	G4F0034 G6F0282	-	G6F0145
Chamfered acoustic side screen for a 800 mm deep desk (L/H)	595 (530)*	G4A0364	G4F0034 G6F0282	G4F0034 G6F0145 G6F0282	G4F0034 G6F0282	-	G6F0145
Chamfered acoustic side screen for a 700 mm deep desk (R/H)	595 (530)*	G4A0361	-	-	G4F0034 G6F0282	-	G6F0145
Chamfered acoustic side screen for a 800 mm deep desk (R/H)	595 (530)*	G4A0363	G4F0034 G6F0282	G4F0034 G6F0145 G6F0282	G4F0034 G6F0282	-	G6F0145
Chamfered acoustic side screen for a 700 mm deep desk (L/H)	760 (530)*	G4A0358	-	-	G4F0034 G6F0282	-	G6F0145
Chamfered acoustic side screen for a 800 mm deep desk (L/H)	760 (530)*	G4A0360	G4F0034 G6F0282	G4F0034 G6F0145 G6F0282	G4F0034 G6F0282	-	G6F0145
Chamfered acoustic side screen for a 700 mm deep desk (R/H)	760 (530)*	G4A0357	-	-	G4F0034 G6F0282	-	G6F0145
Chamfered acoustic side screen for a 800 mm deep desk (R/H)	760 (530)*	G4A0359	G4F0034 G6F0282	G4F0034 G6F0145 G6F0282	G4F0034 G6F0282	-	G6F0145
Acoustic front screen for NOVA 2-desk benches							
Acoustic front screen for a 1000 mm long NOVA 2-desk bench	555 (530)*	G4A0378	-	-	-	-	-
Acoustic front screen for a 1200 mm long NOVA 2-desk bench	555 (530)*	G4A0178	-	-	-	G4F0038	G4F0038
Acoustic front screen for a 1400 mm long NOVA 2-desk bench	555 (530)*	G4A0179	-	-	-	G4F0010	G4F0010

- TOP 530 desk screens are **not compatible** with the desk system.

SCREEN TYPE	HEIGHT	CODE	SIT-STAND DESKS			FIXED HEIGHT DESKS	
			EASY	MOTION	B-ACTIVE	ROUND	NOVA Wood Multipurpose
Acoustic front screen for a 1600 mm long NOVA 2-desk bench	555 (530)*	G4A0180	-	-	-	G4F0010	G4F0010
Acoustic front screen for a 1800 mm long NOVA 2-desk bench	555 (530)*	G4A0181	-	-	-	G4F0010	G4F0010
Acoustic front screen for a 2000 mm long NOVA 2-desk bench	555 (530)*	G4A0379	-	-	-	-	-
Acoustic front screen for 1240 mm NOVA end desk bench	595 (530)*	G4A0380	-	-	-	-	-
Acoustic front screen for 1440 mm NOVA end desk bench	595 (530)*	G4A0381	-	-	-	-	-
Acoustic front screen for 1640 mm NOVA end desk bench	595 (530)*	G4A0382	-	-	-	-	-
Acoustic divider screen for NOVA 4-desk bench							
Quadrangle acoustic divider screen for a 700 mm deep NOVA 4-desk bench	530*	G4A0376	-	-	-	G4F0037	G4F0037
Quadrangle acoustic divider screen for a 800 mm deep NOVA 4-desk bench or single row 2-desk bench	530*	G4A0377	-	G4F0037	-	G4F0037	G4F0037
Chamfered acoustic divider screen for a 700 mm deep NOVA 4-desk bench	530*	G4A0365	-	-	-	G4F0037	G4F0037
Chamfered acoustic divider screen for a 800 mm deep NOVA 4-desk bench or single row 2-desk bench	530*	G4A0366	-	G4F0037	-	G4F0037	G4F0037
Acoustic front screen for MOTION or B-ACTIVE bench (It is enough to order one screen for both desks)							
Acoustic front screen for a 1200 mm long B-ACTIVE bench desk with 2-level columns	600 (515)*	G4A0007	-	-	G4F0022	-	-
Acoustic front screen for a 1400 mm long MOTION or B-ACTIVE bench desk with 2-level columns	600 (515)*	G4A0383	-	G4F0036	G4F0022	-	-
Acoustic front screen for a 1600 mm long MOTION or B-ACTIVE bench desk with 2-level columns	600 (515)*	G4A0384	-	G4F0036	G4F0022	-	-
Acoustic front screen for a 1800 mm long MOTION bench desk with 2-level columns	600 (515)*	G4A0385	-	G4F0036	-	-	-
Acoustic front screen for a 1400 mm long MOTION bench desk with 3-level columns	740 (660)*	G4A0386	-	G4F0036	-	-	-
Acoustic front screen for a 1600 mm long MOTION bench desk with 3-level columns	740 (660)*	G4A0387	-	G4F0036	-	-	-

- TOP 530 desk screens are **not compatible** with the desk system.

SCREEN TYPE	HEIGHT	CODE	SIT-STAND DESKS			FIXED HEIGHT DESKS	
			EASY	MOTION	B-ACTIVE	ROUND	NOVA Wood Multipurpose
Acoustic front screen for a 1800 mm long MOTION bench desk with 3-level columns	740 (660)*	G4A0388	-	G4F0036	-	-	-
Acoustic front screen			**	***			
Acoustic front screen for a 1000 mm long desk	595 (530)*	G4A0370	-	-	G4F0034 G6F0145 G6F0282	-	-
Acoustic front screen for a 1200 mm long desk	595 (530)*	G4A0311	G4F0034 G6F0282	-	G4F0034 G6F0145 G6F0282	-	-
Acoustic front screen for a 1400 mm long desk	595 (530)*	G4A0259	G4F0034 G6F0282	G4F0034 G6F0145 G6F0282	G4F0034 G6F0145 G6F0282	-	-
Acoustic front screen for a 1600 mm long desk	595 (530)*	G4A0260	G4F0035 G6F0283	G4F0035 G6F0146 G6F0283	G4F0035 G6F0283	-	-
Acoustic front screen for a 1800 mm long desk	595 (530)*	G4A0312	G4F0035 G6F0283	G4F0035 G6F0146 G6F0283	-	-	-
Acoustic front screen for a 2000 mm long desk	595 (530)*	G4A0371	-	-	-	-	-
Acoustic front screen for a 1000 mm long desk	760 (530)*	G4A0372	-	-	-	-	-
Acoustic front screen for a 1200 mm long desk	760 (530)*	G4A0184	G4F0034 G6F0282	-	-	-	-
Acoustic front screen for a 1400 mm long desk	760 (530)*	G4A0268	G4F0034 G6F0282	G4F0035 G6F0145 G6F0282	-	-	-
Acoustic front screen for a 1600 mm long desk	760 (530)*	G4A0269	G4F0035 G6F0283	G4F0035 G6F0146 G6F0283	-	-	-
Acoustic front screen for a 1800 mm long desk	760 (530)*	G4A0185	G4F0035 G6F0283	G4F0035 G6F0146 G6F0283	-	-	-
Acoustic front screen for a 2000 mm long desk	760 (530)*	G4A0373	-	-	-	-	-

*Screen height above the desktop

**It is possible to place one TOP 530 acoustic screen optionally on one EASY desktop. Two screens do not fit.

***It is possible to place two TOP 530 acoustic screens on both MOTION desktops.

SCREEN TYPE	HEIGHT	CODE	FIXED HEIGHT DESKS				
			NOVA Wood (HPL desktops)	NOVA U	NOVA A	NOVA O	AIR
Quadrangle acoustic side screen							
Quadrangle acoustic side screen for an 600 mm deep desk	595 (530)*	G4A0367	-	G6F0145	G6F0145	G6F0145	-
Quadrangle acoustic side screen for an 700 mm deep desk	595 (530)*	G4A0077	-	G6F0145	G6F0145	G6F0145	-
Quadrangle acoustic side screen for an 800 mm deep desk	595 (530)*	G4A0258	-	G6F0145	G6F0145	G6F0145	-
Quadrangle acoustic side screen for an 600 mm deep desk	760 (530)*	G4A0368	-	G6F0145	G6F0145	G6F0145	-
Quadrangle acoustic side screen for an 700 mm deep desk	760 (530)*	G4A0369	-	G6F0145	G6F0145	G6F0145	-
Quadrangle acoustic side screen for an 800 mm deep desk	760 (530)*	G4A0356	-	G6F0145	G6F0145	G6F0145	-
1000 mm wide quadrangle acoustic side screen for an 800 mm deep desk (L/H)	760 (530)*	G4A0266	-	G6F0145	G6F0145	G6F0145	-
1000 mm wide quadrangle acoustic side screen for an 800 mm deep desk (R/H)	760 (530)*	G4A0267	-	G6F0145	G6F0145	G6F0145	-
Chamfered acoustic side screen							
Chamfered acoustic side screen for a 700 mm deep desk (L/H)	595 (530)*	G4A0362	-	G6F0145	G6F0145	G6F0145	-
Chamfered acoustic side screen for a 800 mm deep desk (L/H)	595 (530)*	G4A0364	-	G6F0145	G6F0145	G6F0145	-
Chamfered acoustic side screen for a 700 mm deep desk (R/H)	595 (530)*	G4A0361	-	G6F0145	G6F0145	G6F0145	-
Chamfered acoustic side screen for a 800 mm deep desk (R/H)	595 (530)*	G4A0363	-	G6F0145	G6F0145	G6F0145	-
Chamfered acoustic side screen for a 700 mm deep desk (L/H)	760 (530)*	G4A0358	-	G6F0145	G6F0145	G6F0145	-
Chamfered acoustic side screen for a 800 mm deep desk (L/H)	760 (530)*	G4A0360	-	G6F0145	G6F0145	G6F0145	-
Chamfered acoustic side screen for a 700 mm deep desk (R/H)	760 (530)*	G4A0357	-	G6F0145	G6F0145	G6F0145	-
Chamfered acoustic side screen for a 800 mm deep desk (R/H)	760 (530)*	G4A0359	-	G6F0145	G6F0145	G6F0145	-
Acoustic front screen for NOVA 2-desk benches							
Acoustic front screen for a 1000 mm long NOVA 2-desk bench	555 (530)*	G4A0378	-	G4F0038	G4F0038	G4F0038	-
Acoustic front screen for a 1200 mm long NOVA 2-desk bench	555 (530)*	G4A0178	G4F0038	G4F0038	G4F0038	G4F0038	-
Acoustic front screen for a 1400 mm long NOVA 2-desk bench	555 (530)*	G4A0179	G4F0010	G4F0010	G4F0010	G4F0010	-
Acoustic front screen for a 1600 mm long NOVA 2-desk bench	555 (530)*	G4A0180	G4F0010	G4F0010	G4F0010	G4F0010	-
Acoustic front screen for a 1800 mm long NOVA 2-desk bench	555 (530)*	G4A0181	G4F0010	G4F0010	G4F0010	G4F0010	-
Acoustic front screen for a 2000 mm long NOVA 2-desk bench	555 (530)*	G4A0379	-	G4F0010	G4F0010	G4F0010	-

- TOP 530 desk screens are **not compatible** with the desk system.

SCREEN TYPE	HEIGHT	CODE	FIXED DESKS				
			NOVA Wood (HPL desktops)	NOVA U	NOVA A	NOVA O	AIR
Acoustic front screen for 1240 mm NOVA end desk bench	595 (530)*	G4A0380	-	G4F0034 G6F0145 G6F0282	G4F0034 G6F0145 G6F0282	G4F0034 G6F0145 G6F0282	-
Acoustic front screen for 1440 mm NOVA end desk bench	595 (530)*	G4A0381	-	G4F0034 G6F0145 G6F0282	G4F0034 G6F0145 G6F0282	G4F0034 G6F0145 G6F0282	-
Acoustic front screen for 1640 mm NOVA end desk bench	595 (530)*	G4A0382	-	G4F0035 G6F0146 G6F0283	G4F0035 G6F0146 G6F0283	G4F0035 G6F0146 G6F0283	-
Acoustic divider screen for NOVA 4-desk bench							
Quadrangle acoustic divider screen for a 700 mm deep NOVA 4-desk bench	530*	G4A0376	-	G4F0037	G4F0037	G4F0037	-
Quadrangle acoustic divider screen for a 800 mm deep NOVA 4-desk bench or single row 2-desk bench	530*	G4A0377	-	G4F0037	G4F0037	G4F0037	-
Chamfered acoustic divider screen for a 700 mm deep NOVA 4-desk bench	530*	G4A0365	-	G4F0037	G4F0037	G4F0037	-
Chamfered acoustic divider screen for a 800 mm deep NOVA 4-desk bench or single row 2-desk bench	530*	G4A0366	-	G4F0037	G4F0037	G4F0037	-
Acoustic front screen for MOTION bench (It is enough to order one screen for both desks)							
Acoustic front screen for a 1400 mm long MOTION bench desk with 2-level columns	600 (515)*	G4A0383	-	-	-	-	-
Acoustic front screen for a 1600 mm long MOTION bench desk with 2-level columns	600 (515)*	G4A0384	-	-	-	-	-
Acoustic front screen for a 1800 mm long MOTION bench desk with 2-level columns	600 (515)*	G4A0385	-	-	-	-	-
Acoustic front screen for a 1400 mm long MOTION bench desk with 3-level columns	740 (660)*	G4A0386	-	-	-	-	-
Acoustic front screen for a 1600 mm long MOTION bench desk with 3-level columns	740 (660)*	G4A0387	-	-	-	-	-
Acoustic front screen for a 1800 mm long MOTION bench desk with 3-level columns	740 (660)*	G4A0388	-	-	-	-	-
Acoustic front screen							
Acoustic front screen for a 1000 mm long desk	595 (530)*	G4A0370	-	-	-	-	-
Acoustic front screen for a 1200 mm long desk	595 (530)*	G4A0311	-	-	-	-	-
Acoustic front screen for a 1400 mm long desk	595 (530)*	G4A0259	-	-	-	-	-





TOP 530 acoustic desk screens




- TOP 530 desk screens are **not compatible** with the desk system.








SCREEN TYPE	HEIGHT	CODE	FIXED DESKS				
			NOVA Wood (HPL desktops)	NOVA U	NOVA A	NOVA O	AIR
Acoustic front screen for a 1600 mm long desk	595 (530)*	G4A0260	-	-	-	-	-
Acoustic front screen for a 1800 mm long desk	595 (530)*	G4A0312	-	-	-	-	-
Acoustic front screen for a 2000 mm long desk	595 (530)*	G4A0371	-	-	-	-	-
Acoustic front screen for a 1000 mm long desk	760 (530)*	G4A0372	-	-	-	-	-
Acoustic front screen for a 1200 mm long desk	760 (530)*	G4A0184	-	-	-	-	-
Acoustic front screen for a 1400 mm long desk	760 (530)*	G4A0268	-	-	-	-	-
Acoustic front screen for a 1600 mm long desk	760 (530)*	G4A0269	-	-	-	-	-
Acoustic front screen for a 1800 mm long desk	760 (530)*	G4A0185	-	-	-	-	-
Acoustic front screen for a 2000 mm long desk	760 (530)*	G4A0373	-	-	-	-	-


*Screen height above the desktop














- TOP 530 desk screens are **not compatible** with the desk system.

	Description	W	D	H	Code	Price, GBP (RRP)			
						Fabric:			
						Berta	Austea, Lucia	Synergy, Velito, Presto, Step/ Step Melange	Steelcut Trio
						Metal: MA01 MA02 MA03 MA04			
	For screen, desk and fittings compatibility, refer to the table above								
	Quadrangle acoustic side screen for an 600 mm deep desk	600	36	595 (530)*	G4A0367	92	111	148	214
	Quadrangle acoustic side screen for an 700 mm deep desk	700	36	595 (530)*	G4A0077	100	126	155	225
	Quadrangle acoustic side screen for an 800 mm deep desk	800	36	595 (530)*	G4A0258	137	144	181	281
	Quadrangle acoustic side screen for an 600 mm deep desk	600	36	760 (530)*	G4A0368	103	129	159	225
	Quadrangle acoustic side screen for an 700 mm deep desk	700	36	760 (530)*	G4A0369	111	137	166	233
	Quadrangle acoustic side screen for an 800 mm deep desk	800	36	760 (530)*	G4A0356	159	192	292	414
	1000 mm wide quadrangle acoustic side screen for an 800 mm deep desk (L/H)	1000	36	760 (530)*	G4A0266	214	244	322	432
	1000 mm wide quadrangle acoustic side screen for an 800 mm deep desk (R/H)	1000	36	760 (530)*	G4A0267	214	244	322	432
	Chamfered acoustic side screen for a 700 mm deep desk (L/H)	720	36	595 (530)*	G4A0362	100	126	155	225
	Chamfered acoustic side screen for a 800 mm deep desk (L/H)	820	36	595 (530)*	G4A0364	137	144	181	281
	Chamfered acoustic side screen for a 700 mm deep desk (R/H)	720	36	595 (530)*	G4A0361	100	126	155	225
	Chamfered acoustic side screen for a 800 mm deep desk (R/H)	820	36	595 (530)*	G4A0363	137	144	181	281
	Chamfered acoustic side screen for a 700 mm deep desk (L/H)	770	36	760 (530)*	G4A0358	111	137	166	233
	Chamfered acoustic side screen for a 800 mm deep desk (L/H)	870	36	760 (530)*	G4A0360	159	192	292	333
	Chamfered acoustic side screen for a 700 mm deep desk (R/H)	770	36	760 (530)*	G4A0357	111	137	166	233
	Chamfered acoustic side screen for a 800 mm deep desk (R/H)	870	36	760 (530)*	G4A0359	159	192	292	333

	Description	W	D	H	Code	Price, GBP (RRP)			
						Fabric:			
						Berta	Austea, Lucia	Synergy, Velito Presto, Step/ Step Melange	Steelcut Trio
						Metal: MA01 MA02 MA03 MA04			
	Acoustic front screen for a 1000 mm long desk	1000	36	595 (530)*	G4A0370	159	188	259	314
	Acoustic front screen for a 1200 mm long desk	1200	36	595 (530)*	G4A0311	181	203	281	366
	Acoustic front screen for a 1400 mm long desk	1400	36	595 (530)*	G4A0259	203	251	303	414
	Acoustic front screen for a 1600 mm long desk	1600	36	595 (530)*	G4A0260	218	281	307	444
	Acoustic front screen for a 1800 mm long desk	1800	36	595 (530)*	G4A0312	244	373	381	506
	Acoustic front screen for a 2000 mm long desk	2000	36	595 (530)*	G4A0371	255	392	407	554
	Height-adjustable acoustic front screen for a 1000 mm long desk	1000	36	595 (500-0)**	G4A0374	159	188	259	314
	Height-adjustable acoustic front screen for a 1200 mm long desk	1200	36	595 (500-0)**	G4A0081	181	203	281	366
	Height-adjustable acoustic front screen for a 1400 mm long desk	1400	36	595 (500-0)**	G4A0082	203	251	303	414
	Height-adjustable acoustic front screen for a 1600 mm long desk	1600	36	595 (500-0)**	G4A0083	218	281	307	444
	Height-adjustable acoustic front screen for a 1800 mm long desk	1800	36	595 (500-0)**	G4A0084	244	373	381	506
	Height-adjustable acoustic front screen for a 2000 mm long desk	2000	36	595 (500-0)**	G4A0375	255	392	407	554
	Acoustic front screen for a 1000 mm long desk	1000	36	760 (530)*	G4A0372	166	233	333	407
	Acoustic front screen for a 1200 mm long desk	1200	36	760 (530)*	G4A0184	188	251	359	477
	Acoustic front screen for a 1400 mm long desk	1400	36	760 (530)*	G4A0268	255	340	373	650
	Acoustic front screen for a 1600 mm long desk	1600	36	760 (530)*	G4A0269	285	355	392	699
	Acoustic front screen for a 1800 mm long desk	1800	36	760 (530)*	G4A0185	329	414	521	883
	Acoustic front screen for a 2000 mm long desk	2000	36	760 (530)*	G4A0373	336	436	543	887

	Description	W	D	H	Code	Price, GBP (RRP)				
						Fabric:				
						Berta	Austea, Lucia	Synergy, Velito, Presto, Step/ Step Melange	Steelcut Trio	
						Metal: MAO1 MAO2 MAO3 MAO4				
	Quadrangle acoustic divider screen for a 700 mm deep NOVA 4-desk bench	710	36	530*	G4A0376	100	126	155	225	
	Quadrangle acoustic divider screen for a 800 mm deep NOVA 4-desk bench or single row 2-desk bench	810	36	530*	G4A0377	137	144	181	281	
	Chamfered acoustic divider screen for a 700 mm deep NOVA 4-desk bench	710	36	530*	G4A0365	100	126	155	225	
	Chamfered acoustic divider screen for a 800 mm deep NOVA 4-desk bench or single row 2-desk bench	810	36	530*	G4A0366	137	144	181	281	
	Acoustic front screen for a 1000 mm long NOVA 2-desk bench	1000	36	555 (530)*	G4A0378	166	200	251	351	
	Acoustic front screen for a 1200 mm long NOVA 2-desk bench	1200	36	555 (530)*	G4A0178	192	244	281	370	
	Acoustic front screen for a 1400 mm long NOVA 2-desk bench	1400	36	555 (530)*	G4A0179	196	244	288	407	
	Acoustic front screen for a 1600 mm long NOVA 2-desk bench	1600	36	555 (530)*	G4A0180	203	281	292	432	
	Acoustic front screen for a 1800 mm long NOVA 2-desk bench	1800	36	555 (530)*	G4A0181	233	325	377	503	
	Acoustic front screen for a 2000 mm long NOVA 2-desk bench	2000	36	555 (530)*	G4A0379	248	340	399	543	
	Acoustic front screen for 1240 mm NOVA end desk bench	1240	36	595 (530)*	G4A0380	181	196	270	403	
	Acoustic front screen for 1440 mm NOVA end desk bench	1440	36	595 (530)*	G4A0381	196	240	281	462	
	Acoustic front screen for 1640 mm NOVA end desk bench	1640	36	595 (530)*	G4A0382	203	274	292	510	
	Acoustic front screen for a 1200 mm long B-ACTIVE bench desk with 2-level columns	1200	36	600 (515)*	G4A0007	181	196	270	403	
	Acoustic front screen for a 1400 mm long MOTION or B-ACTIVE bench desk with 2-level columns	1400	36	600 (515)*	G4A0383	196	240	281	462	
	Acoustic front screen for a 1600 mm long MOTION or B-ACTIVE bench desk with 2-level columns	1600	36	600 (515)*	G4A0384	203	274	292	510	

	Description	W	D	H	Code	Price, GBP (RRP)			
						Fabric:			
						Berta	Austea, Lucia	Synergy, Velito Presto, Step/ Step Melange	Steelcut Trio
						Metal: MA01 MA02 MA03 MA04			
	Acoustic front screen for a 1800 mm long MOTION bench desk with 2-level columns	1800	36	600 (515)*	G4A0385	248	292	340	551
	Acoustic front screen for a 1400 mm long MOTION bench desk with 3-level columns	1400	36	740 (660)*	G4A0386	211	255	296	477
	Acoustic front screen for a 1600 mm long MOTION bench desk with 3-level columns	1600	36	740 (660)*	G4A0387	218	288	307	525
	Acoustic front screen for a 1800 mm long MOTION bench desk with 3-level columns	1800	36	740 (660)*	G4A0388	262	307	355	565
	* - screen height above the desktop; ** screen height adjustment range above the desktop								

	Description	W	D	H	Code	Price, GBP (RRP)
Metal: MA01 MA02 MA03 MA04						
	Clamp fittings (2 pcs) for desktops with a thickness of 14-27 mm	95	45	65	G4F0034	44
	Clamp fittings (3 pcs) for desktops with a thickness of 14-27 mm	95	45	65	G4F0035	67
	Long fixed-height fittings (2 pcs)	84	114	34	G6F0145	15
	Long fixed-height fittings (3 pcs)	84	114	34	G6F0146	22
	Short fixed-height fittings (2 pcs)	84	39	34	G6F0282	15
	Short fixed-height fittings (3 pcs)	84	39	34	G6F0283	22
	Height adjustable fittings (2 pcs)	154	110	74	G6F0185	59
	Fittings (2 pcs) for MOTION 2-desk bench	84	27	80	G4F0036	44
	Fittings for acoustic MOTION 2-desk bench screens (2 pcs). Must be ordered if the 2-desk bench does not include a central cable tray.	62	60	128	G4F0024	48
	Fittings (2 pcs) for B-ACTIVE 2-desk bench	104	27	214	G4F0022	22
	Fittings for acoustic NOVA 2-desk bench front screen (2 pcs)	140	70	50	G4F0038	22
	Fittings for acoustic NOVA 2-desk bench front screen (3 pcs)	140	70	50	G4F0010	33
	Fittings for NOVA 4-desk bench or single row 2-desk bench divider screen (2 pcs)	116	105	100	G4F0037	37

FREE STANDING acoustic screens

Quality standard

- EN 1023-1:1996
- EPA03023-2:2000
- EN 1023-3:2000
- LST EN ISO 354:2004
- LST EN ISO 11654:1998



FEATURES


- Easily movable space dividing screens
- Quick and easy system for screen connection
- Certified sound absorption - class C

TECHNICAL INFORMATION

Composition


- Made of 16 mm chipboard;
- Covered with 10 mm acoustic foam;
- Upholstered with fabric.

Panel types




Legs

- Set of 4 metal legs with or without castors, Ø50 mm.

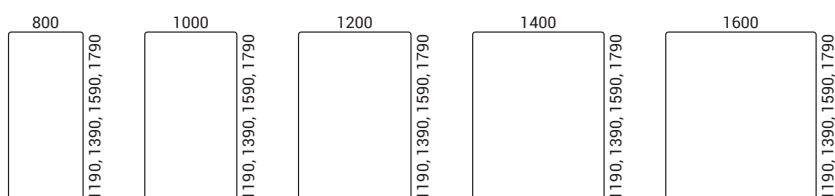


With or without "I" / "L" / "T" metal connection




RANGE

Linkable acoustic screens with metal components



Must be ordered




Set of 4 metal legs
(adds 10 mm to
assembled product)

or



Set of 4 metal legs
with castors
(adds 30 mm to
assembled product)


Optional



Connecting components
for screens

ORDERING EXAMPLE

Code structure













G4D0020.

GV02

Product

Fabric

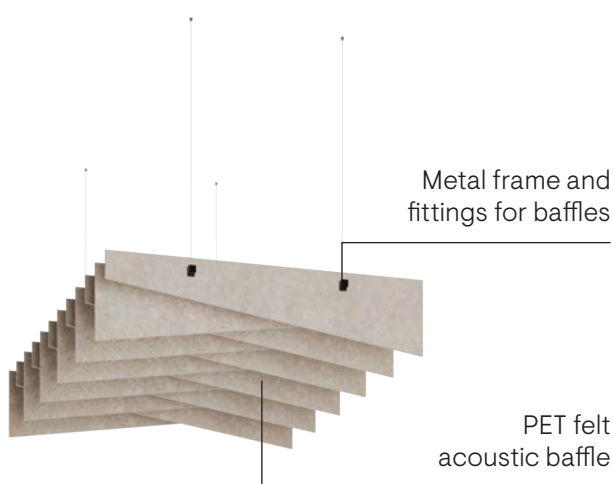
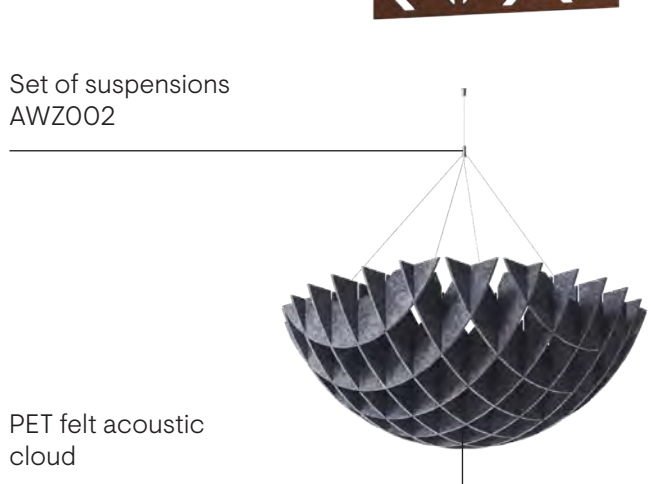
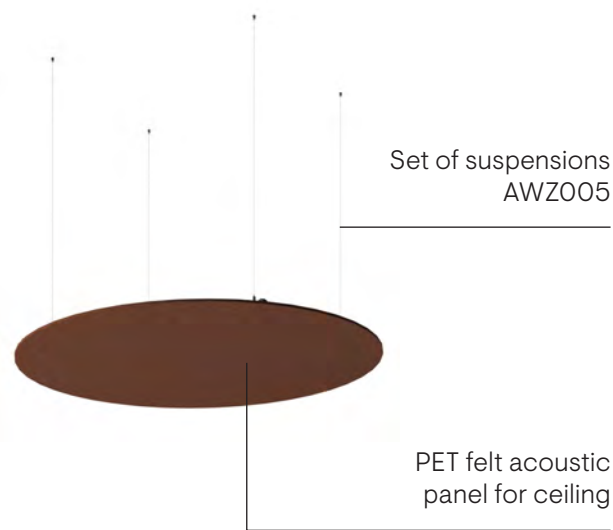
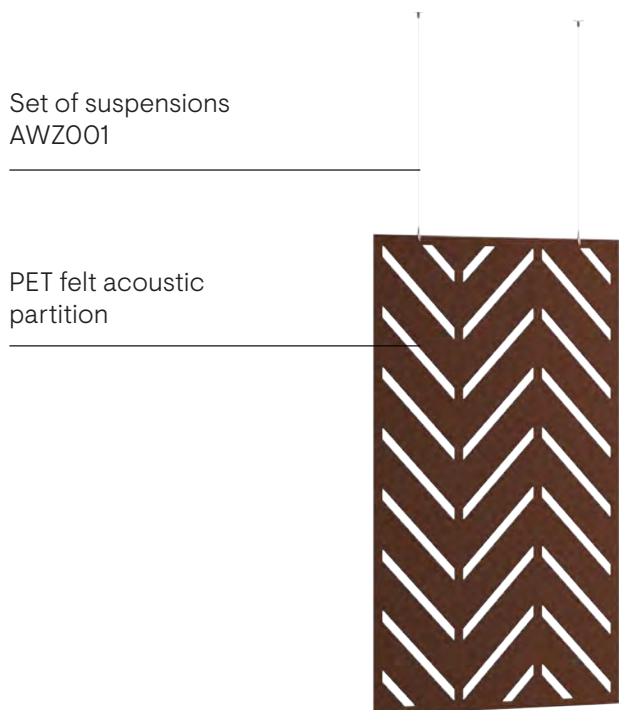
	Description	W	D	H	Code	Price, GBP (RRP)		
						Berta	Austea, Lucia	Synergy, Velito Presto
	Acoustic screens	800	36	1190	G4D0020	292	307	392
		800	36	1390	G4D0002	329	344	403
		800	36	1590	G4D0003	347	366	418
		800	36	1790	G4D0004	403	551	728
	Acoustic screens	1000	36	1190	G4D0021	362	418	503
		1000	36	1390	G4D0022	395	429	506
		1000	36	1590	G4D0023	418	440	521
		1000	36	1790	G4D0024	451	599	758
	Acoustic screens	1200	36	1190	G4D0025	399	499	595
		1200	36	1390	G4D0026	429	506	602
		1200	36	1590	G4D0027	466	521	610
		1200	36	1790	G4D0028	492	643	791
	Acoustic screens	1400	36	1190	G4D0005	407	532	599
		1400	36	1390	G4D0006	480	614	691
		1400	36	1590	G4D0007	503	636	699
		1400	36	1790	G4D0029	536	687	832
	Acoustic screens	1600	36	1190	G4D0008	418	540	606
		1600	36	1390	G4D0009	488	636	699
		1600	36	1590	G4D0010	547	728	791
		1600	36	1790	G4D0030	584	732	857

	Description	W	D	H	Code	Price, GBP (RRP)
Metal: MA01 MA02 MA03 MA04						
	Set of metal legs (4 pcs)	400			G6F0284	129
	Set of metal legs on castors (4 pcs)	400			G6F0285	211
	Connecting component for screens (2pcs)	112	34	8	G6F0337	26
		86	60	8	G6F0338	30
		138	60	8	G6F0339	37

ACOUSTIC ARTWORK

Quality and standards

ISO 11654





ACOUSTIC ARTWORK acoustic products

Technical information

Types

- ACOUSTIC ARTWORK Partitions (1)
- ACOUSTIC ARTWORK Ceiling (2)
- ACOUSTIC ARTWORK Wall (3)
- ACOUSTIC ARTWORK Accessories (4)



ACOUSTIC ARTWORK Partitions

Screen composition

- PET fiber board 9 mm.

Set of suspensions AWZ001 (2 pcs.)

- Suitable only for PET partitions (up to 10 mm thick);
- Only a single product can be suspended per set;
- Set includes ceiling mounting (masonry/wood/gypsum);
- Adjustable cable gripper;
- Ø1,5 mm wire rope L-50-2000 mm.

Set of suspensions AWZ004 (2 pcs.)

- Suitable only for PET partitions (up to 10 mm thick);
- Only a single product can be suspended per set;
- Set includes ceiling mounting (for T24 Armstrong profile);
- Adjustable cable gripper;
- Ø1,5 mm wire rope L-50-2000 mm.

ACOUSTIC ARTWORK Ceiling

Options

- PET felt acoustic cloud
- PET felt acoustic panel for ceiling
- PET felt acoustic baffle

PET panel composition

- PET fiber board 9 mm.

Set of suspensions AWZ002 (1 pc.), only for PET felt clouds

- Only a single product can be suspended per set;
- Set includes ceiling mounting (masonry/wood/gypsum);
- Ø1,5 mm wire rope L-50-2000 mm;
- Adjustable cable gripper;
- Two Ø1,5 mm wire ropes with metal plates L-1500 mm.

Set of suspensions AWZ003 (1 pc.), only for PET felt clouds

- Suitable only for PET clouds;
- Only a single product can be suspended per set;
- Set includes ceiling mounting (for T24 Armstrong profile);
- Ø1,5 mm wire rope L-50-2000 mm;
- Adjustable cable gripper;
- Two Ø1,5 mm wire ropes with metal plates L-1500 mm.

Set of suspensions AWZ005 (4 pcs.), only for ceiling PET acoustic panels

- Only a single product can be suspended per set;
- Set included ceiling mounting (masonry/wood/gypsum);
- Ø 1,2 mm wire rope L-50-3000 mm;
- Adjustable cable gripper.

Metal frame and fittings for baffles

- Metal frame made of 20x20 mm metal tube;
- Powder-coated metal.

ACOUSTIC ARTWORK Wall

PET panel composition

- PET fiber board 9 mm.

Adhesive for wall panels

- Must be bought separately;
- Virtually odourless;
- Non staining;
- Optimal application temperature +5°C until +35°C;
- Adhesive fittings for wall or ceiling (glass/wood/plastic/ceramics/varnished surfaces)*.

ACOUSTIC ARTWORK Accessories

Options

- PET felt free-standing desk screen
- PET felt basket

PET panel composition

- PET fiber board 9 mm.

*The adhesive must flow onto the surface and create full surface contact. The surface to be bond must be free of grease, loose particles, and moisture.


Range

ACOUSTIC ARTWORK Partitions

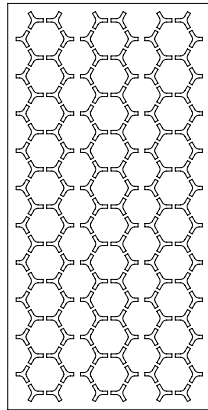
PET felt acoustic partition pattern types




ZB00 PLAIN




ZB10 DOT



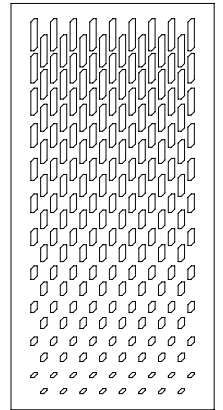
ZB20 HEX




ZB30 FLOW




ZB40 DISCO




ZB50 GRATE




ZB60 CHEVRON




ZB70 CLAMS



ZB80 REVERSE CLAMS




ZB90 PALMS



ZC10 REVERSE PALMS

Sizes




2000, 2400

800, 1200

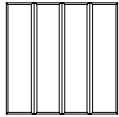
ACOUSTIC ARTWORK Wall

PET felt tile pattern types

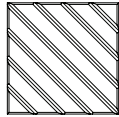
Square



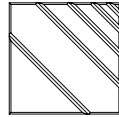
ZA00 PLAIN



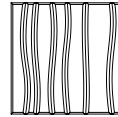
ZA30 STRAIGHT



ZA40 DIAGONAL




ZA70 SPACE DIAGONAL

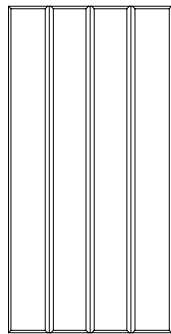


ZA80 LIANA

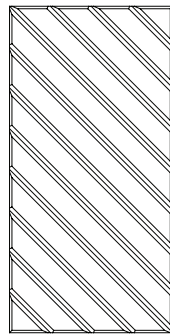
Rectangle



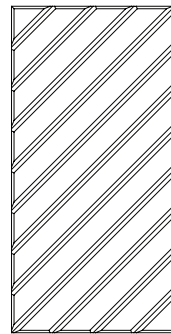
ZA00 PLAIN



ZA30 STRAIGHT

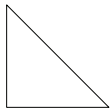


ZA40 DIAGONAL

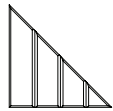


ZA50 DIAGONAL

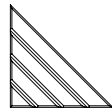
Triangle



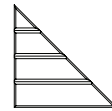
ZA00 PLAIN



ZA30 STRAIGHT

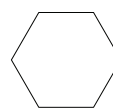


ZA40 DIAGONAL

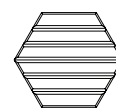


ZA60 STRAIGHT

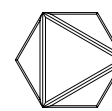
Hexagon



ZA00 PLAIN

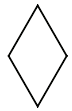


ZA30 STRAIGHT



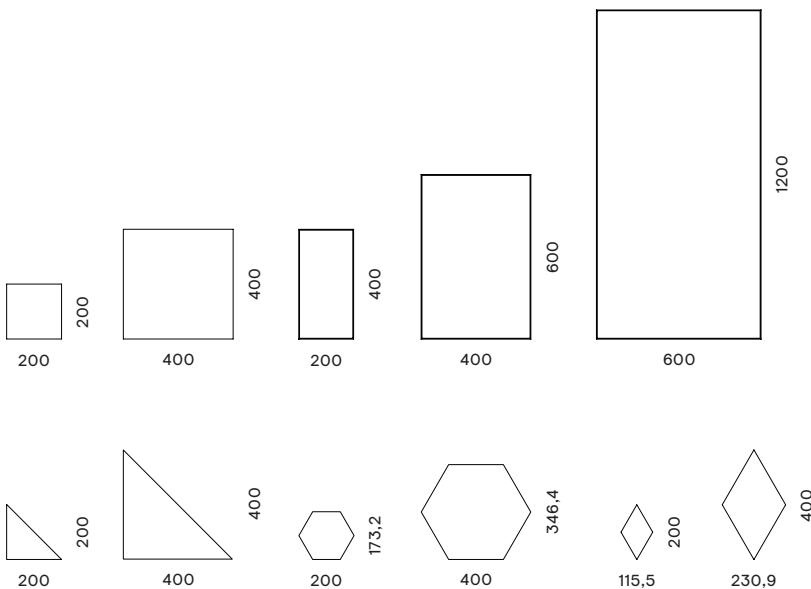
ZPA09 TRIANGLE

Diamond




ZA00 PLAIN

Sizes

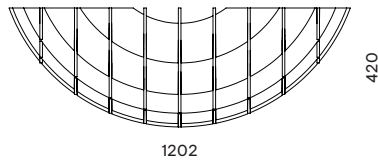
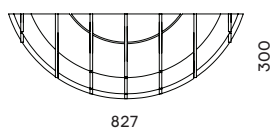


ACOUSTIC ARTWORK Ceiling

PET felt acoustic cloud

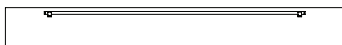


Sizes



PET felt acoustic baffle types

Plain



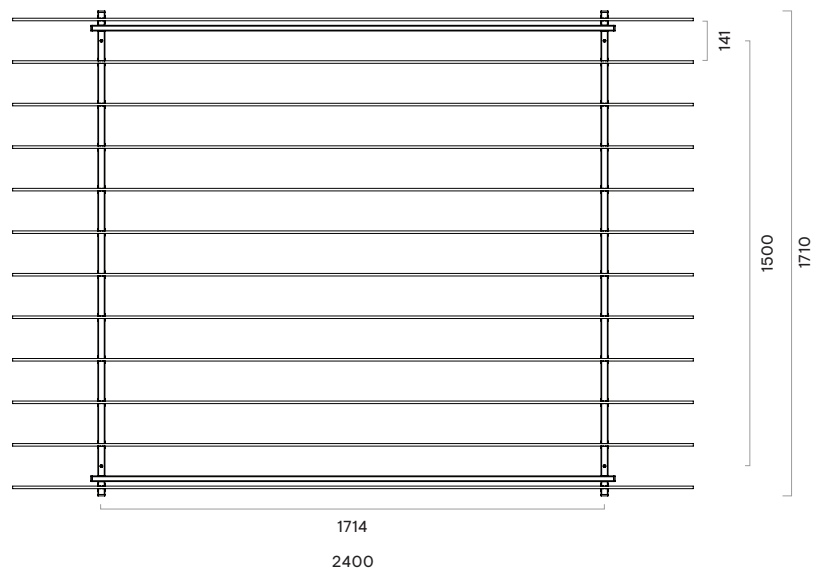
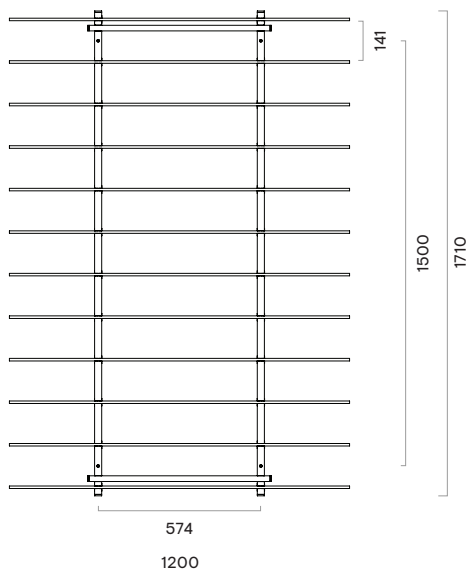
Blade



Wave




Sizes




PET felt acoustic panel for ceiling pattern types

Square




ZA00 PLAIN




ZA30 STRAIGHT

Rectangle




ZA00 PLAIN

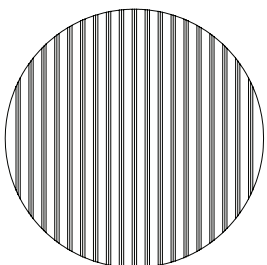


ZA30 STRAIGHT

Round

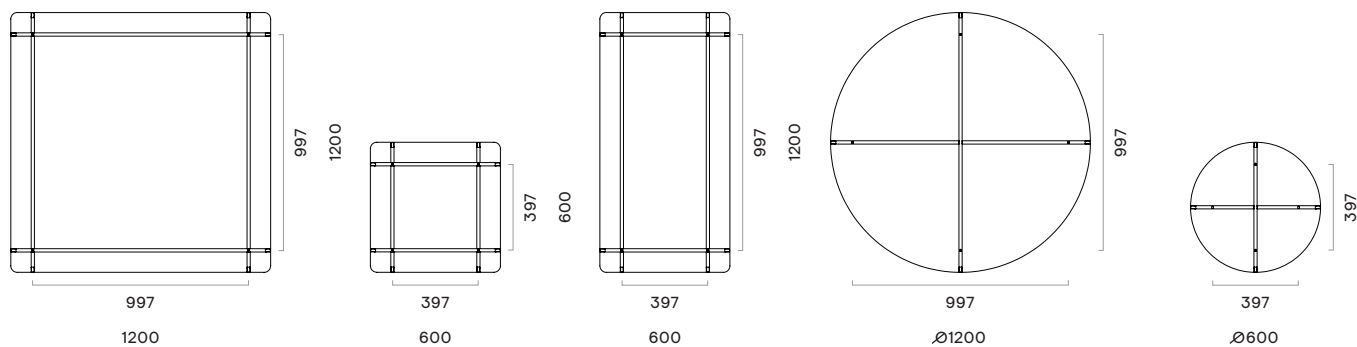


ZA00 PLAIN



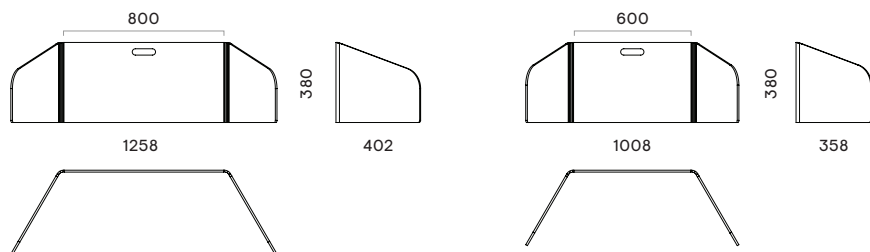
ZA30 STRAIGHT

Sizes

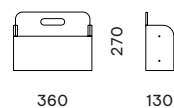


ACOUSTIC ARTWORK Accessories

PET felt free-standing desk screen



PET felt basket



Additional information

- Slight PET Felt color deviations can occur due to use of recycled material in the production of the product.
- Some undyed fibers may be present on the surface of the product.
- To ensure smooth and easy assembly PET partitions are delivered without holes for fittings. This is done in order to mitigate any problems which may hinder assembly such as placement of ducting, lighting or internal building constructions.




!

Only one way of PET Cloud suspension is allowed. Suspending product incorrectly may lead to product damage or people injury.



!

PET partition patterns were designed for vertical use. Although it is not forbidden to suspend this product horizontally, we cannot guarantee performance and aesthetic look of the partition.



!

Please note that due to the size and shape of the PET Tiles not every Tile can be combined to create a uniform composition.




!
 Glueing example



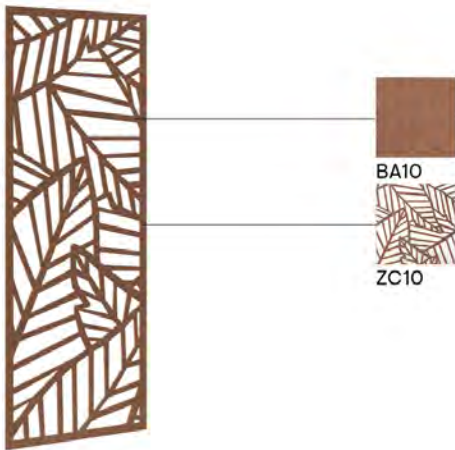
Adhesive consumption

Length of the product	Depth of the product	Area of the product, m ²	The length of the adhesive strip around the perimeter and diagonally for the product, m	Consumption of glue bottles per product	Consumption of glue bottles, m ²	Yield of glue bottle, m ²
200	200	0,04	0,5	0,0	1,23	1,9
400	400	0,16	1,1	0,1	0,61	
200	400	0,08	0,6	0,1	0,70	
400	600	0,24	1,2	0,1	0,43	
600	1200	0,72	1,9	0,2	0,23	
200	200	0,04	0,5	0,0	1,23	
400	400	0,16	1,1	0,1	0,61	
173	200	0,03	0,5	0,0	1,25	
346	400	0,13	1,0	0,1	0,62	
762	334	0,25	1,9	0,2	0,69	
762	684	0,52	2,0	0,2	0,35	
762	1038	0,79	2,2	0,2	0,24	
762	1389	1,05	2,3	0,2	0,19	
962	334	0,32	2,4	0,2	0,68	
962	684	0,65	2,5	0,2	0,34	
962	1038	0,99	2,6	0,2	0,23	
962	1389	1,33	2,8	0,3	0,18	
1162	334	0,38	2,9	0,3	0,68	
1162	684	0,79	3,0	0,3	0,34	
1162	1038	1,20	3,1	0,3	0,23	
573	1389	0,79	1,9	0,2	0,21	
1562	334	0,52	3,9	0,4	0,68	
1562	684	1,06	4,0	0,4	0,33	
772	1038	0,80	2,2	0,2	0,24	
772	1389	1,07	2,3	0,2	0,19	


Ordering example





G4P0063.	BA10.	ZA00
Product	PET felt	Pattern













G4P0031.	BA10.	ZC10
Product	PET felt	Pattern






AWU181.	BA02.	MA01
Product	PET felt	Metal


Description	W	D	H	Code	Price, GBP (RRP)				
					Color: PET felt				
PARTITIONS					Pattern type:				
					ZA00	ZB10	ZB20	ZB30	ZB40
						ZB50	ZB60	ZB70	ZB80
						ZB90	ZC10		
	PET felt acoustic partition, 1 pcs.	800	9	2000	G4P0031	370			562
		1200	9	2000	G4P0032	381			599
		800	9	2400	G4P0033	381			599
		1200	9	2400	G4P0034	384			695
	PET felt acoustic partition, 3 pcs.	800	9	2000	G4P0035	1050			1637
		1200	9	2000	G4P0036	1064			1730
		800	9	2400	G4P0037	1064			1726
		1200	9	2400	G4P0038	1087			1985
	PET felt acoustic partition, 5 pcs.	800	9	2000	G4P0039	1733			2709
		1200	9	2000	G4P0040	1756			2857
		800	9	2400	G4P0041	1756			2857
		1200	9	2400	G4P0042	1774			3271
					Metal part: MB01				
	Set of suspensions for PET felt partition. Adjustable wire rope length 50 - 2000 mm. Fixed on wood, masonry, gypsum (ceiling).	2000			G6F0464				103
	Set of suspensions for PET felt partition. Adjustable wire rope length 50 - 2000 mm. Fixed on suspended ceilings "Armstrong" (profile T24) with white clips.	2000			G6F0467				129

Description	W	D	H	Code	Price, GBP (RRP)		
					Color: PET felt		
CEILING SOLUTIONS							
	PET felt acoustic cloud, "Shade" type	Ø 827	300	G4P0043	384		
		Ø 1202	420	G4P0044	1061		
					Metal part: MB01		
	Set of suspensions for PET felt cloud. Adjustable wire rope length 50 - 2000 mm. Fixed on wood, masonry, gypsum (ceiling).	2000		G6F0465	85		
	Set of suspensions for PET felt cloud. Adjustable wire rope length 50 - 2000 mm. Fixed on suspended ceilings "Armstrong" (profile T24) with white clips.	2000		G6F0466	92		
					Color: PET felt		
					Metal part: MA01		
					Pattern type:		
					ZA00	ZA30	
	PET felt acoustic panel for ceiling (without fittings)	600	24	600	G4P0106	85	115
		600	24	1200	G4P0107	152	207
		1200	24	1200	G4P0108	262	370
		Ø 600	24		G4P0109	70	100
		Ø 1200	24		G4P0110	266	377
					Metal part: MB01		
	Set of suspensions (4 pcs.) for acoustic panels. Fixed into wood, masonry, gypsum ceiling. Adjustable wire rope length 50 - 2000 mm.	2000			G6F0506	78	



Description	W	D	H	Code	Price, GBP (RRP)		
					Color: PET felt		
					Metal part: MA01		
	PET felt acoustic baffle, "Plain" type	1200	1710	280	AWU181	846	
		2400	1710	280	AWU182	1597	
	PET felt acoustic baffle, "Blade" type	1200	1710	280	AWU183	617	
		2400	1710	280	AWU184	1127	
	PET felt acoustic baffle, "Wave" type	1200	1710	250	AWU185	683	
		2400	1710	250	AWU186	1127	
					Metal part: MB01		
	Set of suspensions (4 pcs.) for acoustic panels. Fixed into wood, masonry, gypsum ceiling. Adjustable wire rope length 50 - 2000 mm.	2000			G6F0506	78	
					Color: PET felt		
					Pattern type: ZA00		
	PET felt tile for suspended ceiling "Armstrong", 8 pcs.	595	9	595	G4P0105	370	
WALL SOLUTIONS					Color: PET felt		
! Please note that when ordering acoustic tiles, glue G6F0507 must be ordered as a separate product.					Pattern type:		
					ZA00	ZA30 ZA40 ZA70 ZA80	
	PET felt acoustic tiles, square, 3 pcs.	200	9	200	G4P0045	52	63
		400	9	400	G4P0046	78	96
	PET felt acoustic tiles, square, 5 pcs.	200	9	200	G4P0047	74	92
		400	9	400	G4P0048	126	159
	PET felt acoustic tiles, square, 10 pcs.	200	9	200	G4P0049	148	177
		400	9	400	G4P0050	255	307

Description	W	D	H	Code	Price, GBP (RRP)			
					Color: PET felt			
					Pattern type:			
					ZA00	ZA30	ZA40	ZA50
	PET felt acoustic tiles, rectangular, 3 pcs.	200	9	400	G4P0051	44		74
		400	9	600	G4P0052	89		118
	PET felt acoustic tiles, rectangular, 5 pcs.	200	9	400	G4P0053	89		115
		400	9	600	G4P0054	148		192
	PET felt acoustic tiles, rectangular, 10 pcs.	200	9	400	G4P0055	174		225
		400	9	600	G4P0056	281		377
	PET felt acoustic tiles, rectangular, 2 pcs	600	9	1200	G4P0113	218		296
	PET felt acoustic tiles, rectangular, 4 pcs	600	9	1200	G4P0114	421		562
	PET felt acoustic tiles, rectangular, 10 pcs	600	9	1200	G4P0115	1027		1368
					Color: PET felt			
					Pattern type:			
					ZA00	ZA30	ZA40	ZA60
	PET felt acoustic tiles, triangular, 4 pcs	200	9	200	G4P0057	52		63
		400	9	400	G4P0058	78		92
	PET felt acoustic tiles, triangular, 6 pcs	200	9	200	G4P0059	74		89
		400	9	400	G4P0060	107		133
	PET felt acoustic tiles, triangular, 10 pcs	200	9	200	G4P0061	103		137
		400	9	400	G4P0062	174		211

Description	W	D	H	Code	Price, GBP (RRP)		
					ZA00	ZA30 ZPA09	
Color: PET felt							
Pattern type:							
	PET felt acoustic tiles, hexagon, 3 pcs	173	9	200	G4P0063	52	63
		346	9	400	G4P0064	78	96
	PET felt acoustic tiles, hexagon, 5 pcs	173	9	200	G4P0065	70	89
		346	9	400	G4P0066	126	163
	PET felt acoustic tiles, hexagon, 10 pcs	173	9	200	G4P0067	129	170
		346	9	400	G4P0068	255	314

Color: PET felt							
Pattern type: ZA00							
	PET felt acoustic tiles, diamond, 3 pcs	115	9	200	G4P0069	44	
		230	9	400	G4P0070	67	
	PET felt acoustic tiles, diamond, 5 pcs	115	9	200	G4P0071	63	
		230	9	400	G4P0072	103	
	PET felt acoustic tiles, diamond, 10 pcs	115	9	200	G4P0073	122	
		230	9	400	G4P0074	203	


	Universal glue for PET felt panels, 290 ml	50	50	350	G6F0507	55	
---	--	----	----	-----	---------	-----------	--

ACCESSORIES						Color: PET felt	
	PET felt free-standing desk screen	600	400	380	G4P0111	122	
		800	400	380	G4P0112	133	
	PET felt basket	358	130	280	G9A0154	96	

MODUS acoustic panels

Quality standard

- LST EN ISO 354:2004
- LST EN ISO 11654:1998




FEATURES

- The possibility to choose from various types of sizes, heights and orientation (horizontal, vertical)
- Different fabric colours in panel combinations
- 2 colour fabric combinations in vertical panels
- Certified sound absorption – class C
- Light weight construction

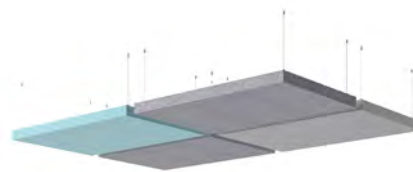
TECHNICAL INFORMATION

Double-sided ceiling panels



- Frames made of 18 mm plywood;
- 20 mm acoustic foam;
- 10 mm foam HR3030;
- Covered with 3 mm foam VB2240;
- Upholstered with fabric.

One-sided ceiling panels and one-sided wall panels



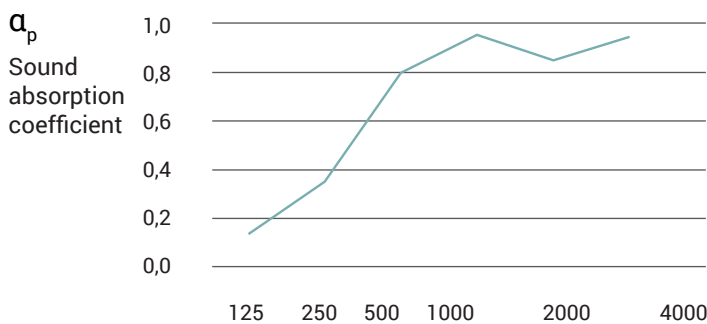
- Frames made of 30 mm plywood;
- Covered with 3 mm foam VB2240;
- 20 mm acoustic foam;
- Upholstered with fabric;
- Spunbond.

Fittings

- Drilled to the wall fittings;
- Adhesive fittings (for glass or quick assembly);
- Connection components for the panels of the same length;
- Ceiling panels suspension set (50-3000 mm);
- Double-sided (vertical) panels suspension set (50-3000 mm);

PRACTICAL SOUND ABSORPTION

Rating of sound absorption, calculated in accordance with LST EN ISO 11654:1998

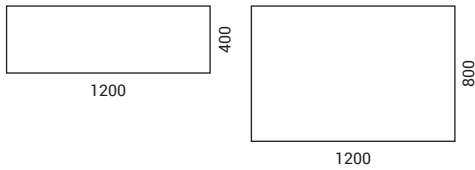


Weighted sound absorption coefficient:

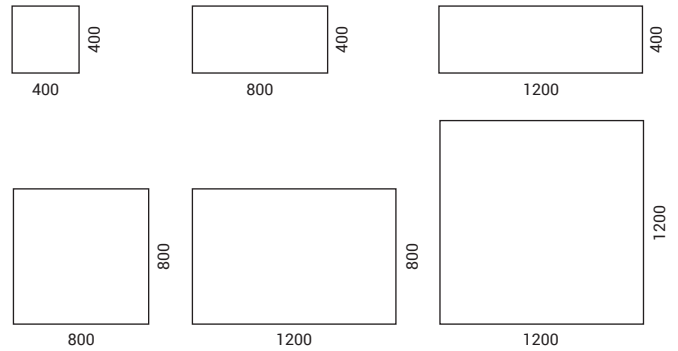
$\alpha_w = 0,65$ (MH)

RANGE

Suspended vertical ceiling panels (double-sided), H=46 mm



Wall and horizontal ceiling panels, H=40 / 70 mm



! Please note when ordering:



Suspensions for horizontal ceiling panels

- Can support a load of 5 kg per 1 piece.



Adhesive fittings (APU048)

- Fixed on: glass, plastic, metal, ceramics, varnished surfaces*.
- Unsuitable for connected compositions.
- Can support a load of 4 kg (1 kg per 1 piece).



Set of drilled and adhesive fittings (APU047)

- Fixed on: all surfaces that can be drilled;
- Recommended load up to 20 kg.



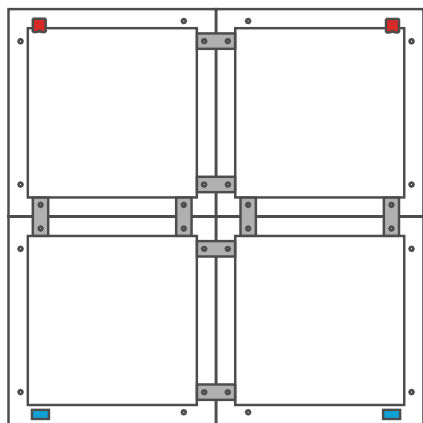
Panel connection components (APU049)

- Used together with APU047;
- Panels connection components for the same length panels (2 pcs.);
- Recommended composition weight up to 20 kg or 4 panels.

* The adhesive must flow onto the surface and create full surface contact. The surface to be bond must be free of grease, loose particles and moisture. Since the glue has bond with the surface it is recommended not to put a weight on before 30 minutes (even better 2 hours).

ADDITIONAL INFORMATION

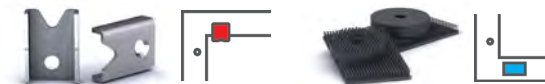
Wall panels connection example with fittings



APU040(4) + APU047(1) + APU049(4)




Connection components 2 pcs. (APU049)




Set of 2 pcs. drilled and 2 pcs. adhesive fittings (APU047)

Guidelines for ordering a vertical double-sided panel

- For a single vertical panel, order – APU04A or APU08A;
- For two vertical panels, order – 1 pc. of APU04A or APU08A, 1 pc. of APU04B or APU08B;
- For three vertical panels, order – 1 pc. of APU04A, 2 pcs. of APU04B;
- Combination should not exceed maximum allowable load (10 kg).




①



②

③



④

⑤

⑥

① APU04A or APU08A

② APU04B or APU08B

③ APU04A or APU08A

④ APU04B

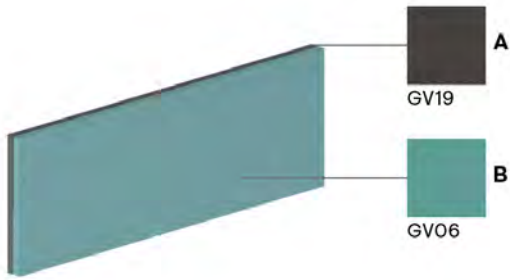
⑤ APU04B

⑥ APU04A

! Please note that for the bottom panel (single or the one in two-panels or three-panels combination) the code ends with an "A".

ORDERING EXAMPLE

Code structure



G4E0043.








GV19.

GV06

Product


Fabric A

Fabric B

		Description	W	D	H	Weight	Code	Price, GBP (RRP)			
								Fabric:			
								Berta	Austea, Lucia	Step & Step Melange, Velito, Synergy	Steelcut Trio3
	One-sided wall / ceiling panels	400	400	40	1,06	G4E0001	81	96	107	155	
		400	400	70	2,02	G4E0002	92	118	140	181	
	One-sided wall / ceiling panels	800	400	40	1,8	G4E0003	107	148	166	218	
		800	400	70	3,16	G4E0004	140	185	211	270	
	One-sided wall / ceiling panels	1200	400	40	2,46	G4E0005	152	192	225	281	
		1200	400	70	4,46	G4E0006	188	248	292	351	
	One-sided wall / ceiling panels	800	800	40	2,64	G4E0007	225	299	340	418	
		800	800	70	4,76	G4E0008	299	388	447	532	
	One-sided wall / ceiling panels	1200	800	40	3,84	G4E0009	270	347	399	477	
		1200	800	70	6,04	G4E0010	347	455	525	606	
	One-sided wall / ceiling panels	1200	1200	40	4,54	G4E0011	492	639	732	832	
		1200	1200	70	7,88	G4E0012	639	832	950	1053	
								Metal: MA02			
	Set of adhesive fittings for acoustic panels (4 pcs.). Fixed on glass, plastic, metal, ceramics and varnished surfaces. Unsuitable for connected compositions. Can support a load of 4 kg.						G6F0327	52			
	Set of drilled and adhesive fittings for wall panels (2 pcs. of each). Recommended load up to 20 kg.						G6F0326	52			
	Panels connection components for the same length sides panels (2 pcs.). Recommended composition weight up to 20 kg or 4 panels.						G6F0328	26			

	Description	W	D	H	Weight	Code	Price, GBP (RRP)			
--	-------------	---	---	---	--------	------	------------------	--	--	--

Metal: MB01




Suspensions for ceiling (horizontal) panels (4pcs.). Suitable for masonry/gypsum surface. Adjustable wire rope length 50-1200mm. Recommended load up to 20 kg.

1200

G6F0325

67



Suspensions for ceiling (horizontal) panels (4pcs.). Suitable for masonry/gypsum surface. Adjustable wire rope length 50-3000mm. Recommended load up to 20 kg.

3000


G6F0340

107

A B		Fabric:			
Berta	Austea, Lucia	Step & Step Melange, Velito, Synergy	Steelcut Trio3		

N.B. The code for the bottom panel (single or in combination) the codes: G4E0043, G4E0045.

Recommended load for one combination is up to 10 kg.



Panel with preassembled suspensions on one side. Adjustable wire rope length 50-3000 mm. Suitable for masonry/gypsum surface.

1200

400

46

3,12


G4E0043

270

314

351

436



Panel with preassembled suspensions on both sides. Adjustable wire rope length 50-3000 mm. Suitable for masonry/gypsum surface.

1200

400

46

3,12


G4E0044

270

314

351

436



Panel with preassembled suspensions on one side. Adjustable wire rope length 50-3000 mm. Suitable for masonry/gypsum surface.

1200

800

46

4,8


G4E0045

436

532

591

724



Panel with preassembled suspensions on both sides. Adjustable wire rope length 50-3000 mm. Suitable for masonry/gypsum surface.

1200

800

46

4,8

G4E0046

436

532

591

724

MODUS Light acoustic panels



FEATURES

- Lightweight panels;
- Acoustic foam A and C class sound absorber (according to DIN EN ISO 354 standard);
- Wide choice of colours and upholstery materials;
- Wide range of fixing possibilities;
- According to the need, the client can replace the fabric.

TECHNICAL INFORMATION

Wall and ceiling acoustic panel composition

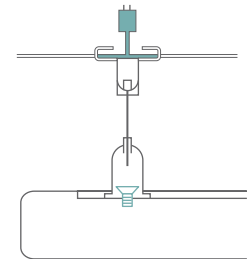
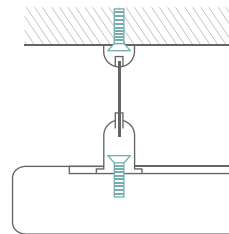
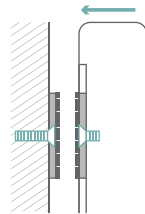
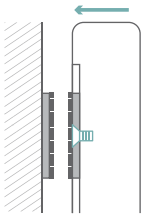
- Acoustic foam glued to white painted HDF-3 mm;
- Upholstered using Velcro straps.

Acoustic panel composition for "Armstrong" ceiling from 600x600 mm modules

- Acoustic foam glued to white painted HDF-3 mm;
- Upholstered using Velcro straps;
- Zinc metal strip suspension for "Armstrong" type ceiling.

Fixing

- Adhesive fittings for wall or ceiling (glass / plastic / metal / ceramics / varnished surfaces)*;
- Screwed fittings for wall or ceiling (masonry / wood / gypsum);
- Wire rope 50-1200 mm for ceiling (masonry / wood / gypsum);
- Wire rope 50-1200 mm for ceiling (Armstrong profile T24).



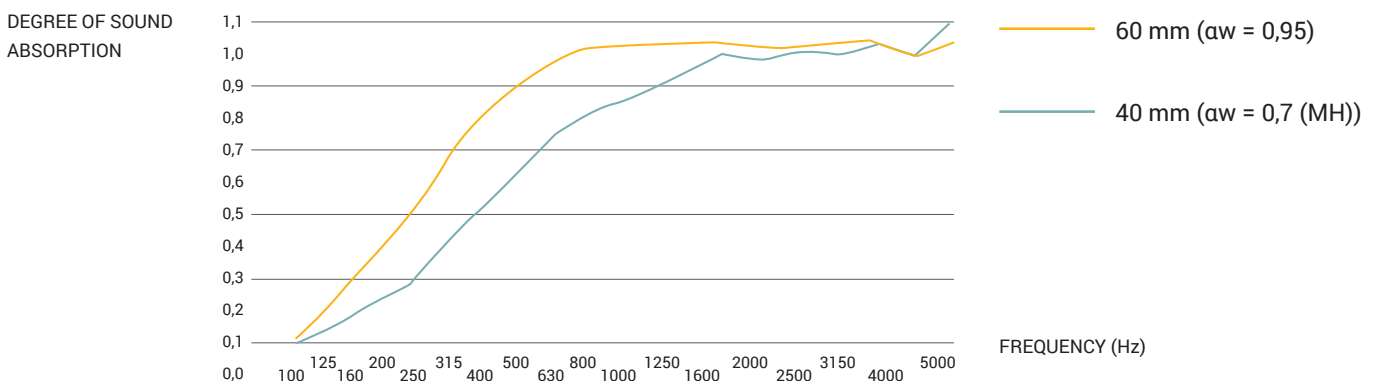
After acoustic panel is installed there will be a gap of 10 mm panel and wall.

* The adhesive must flow onto the surface and create full surface contact. The surface to be bond must be free of grease, loose particles and moisture. Since the glue has bond with the surface it is recommended not to put a weight on before 30 minutes (even better 2 hours).

PRACTICAL SOUND ABSORPTION

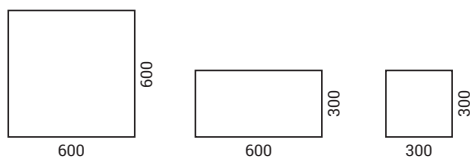
- 68 mm thickness class A sound absorber
- 48 mm thickness class C sound absorber

Sound absorption of the acoustic foam in accordance with DIN EN ISO 354 standard

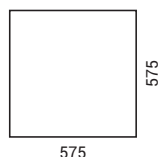


RANGE

Wall and ceiling acoustic panels, H=48/68 mm




Acoustic panel composition for "Armstrong" ceiling from 600x600 mm modules, H=48/68 mm



ORDERING EXAMPLE

Code structure



G4E0021. GC20

Product

Fabric

	Description	W	D	H	Weight	Code	Price, GBP (RRP)		
							Fabric:		
							Era, Bondai	Austea, Lucia	Synergy, Velito Presto, Step/Step Melange
	Acoustic panel (without fittings)	300	300	48	0,32	G4E0019	70	89	96
		300	300	68	0,34	G4E0020	81	96	107
	Acoustic panel (without fittings)	600	300	48	0,62	G4E0021	115	137	159
		600	300	68	0,67	G4E0022	140	170	188
	Acoustic panel (without fittings)	600	600	48	1,22	G4E0023	192	233	266
		600	600	68	1,30	G4E0024	244	299	325
							Fittings		
	Set of drilled fittings (4 pcs.) for acoustic panels. Fixed on wood, masonry, gypsum (wall / ceiling).					G6F0384		52	
	Set of adhesive fittings for acoustic panels (4 pcs.). Fixed on glass, plastic, metal, ceramics and varnished surfaces (wall/ceiling). Can support a load of 4 kg.					G6F0385		33	
							Metal: MA02		
	Suspensions (4pcs.) for acoustic panels. Fixed on masonry, wood or gypsum ceilings surface. Adjustable wire rope length 50-1200mm.					G6F0386		41	
	Suspensions (4pcs.) for acoustic panels. Fixed on suspended ceilings "Armstrong" (profile T24) with white clips. Adjustable wire rope length 50-1200mm. Recommended load up to 20 kg.					G6F0387		96	
							Fabric:		
							Era, Bondai	Austea, Lucia	Synergy, Velito Presto, Step/Step Melange
	Acoustic panel with metal fittings to be fixed to suspended ceiling "Armstrong".	575	575	48	1,50	G4E0029	196	214	237
		575	575	68	1,58	G4E0030	237	262	285

SILENT ROOM S

Quality standard

ISO 23351-1:2020



Technical information

External Walls

Options

- Upholstered with fabric (1)
- Melamine (2)
- Upholstered with fabric. Rear wall with glass (3)
- Melamine. Rear wall with glass (4)

5 panels upholstered with fabric

- Welded frame is made of metal tube 40x20 mm;
- Angular brackets are made of 40x40 mm metal tubes;
- Powder coated metal;
- Plastic feet with height levelling (+30 mm);
- 12 mm MFC (melamine);
- Covered with 3 mm foam;
- Upholstered with fabric.

1 solid panel from melamine

- Welded frame is made of metal tube 40x20 mm;
- Angular brackets are made of 40x40 mm metal tubes;
- Powder coated metal;
- Plastic feet with height levelling (+30 mm);
- 16 mm MFC (melamine) with 1 mm ABS edging.

Walls with glass panes

- Welded frame is made of metal tube 40x20 mm;
- Powder coated metal;
- Inside gasket is made of 12 mm MFC (melamine) with 1 mm ABS edging;
- Front sides and top of the metal frame are covered with 16 mm MFC (melamine) with 1 mm ABS edging;
- 8 mm TSG (tempered safety glass), clear.

1



2



3



4



Internal acoustic walls (1)

Panels upholstered with fabric

- Frame is made of 40x20 mm metal tube;
- Powder coated metal;
- 12 mm MFC (melamine);
- 40 mm of acoustic foam;
- Upholstered with fabric.

Internal front walls

Options

- Upholstered with fabric (2)
- Melamine panel (3)
- If you order external walls with glass panes, you do not need to choose internal front walls

Melamine panel

- Frame is made of 40x20 mm metal tube;
- Powder coated metal;
- 16 mm MFC (melamine) with 1 mm ABS edging.

Panels upholstered with fabric

- Frame is made of 40x20 mm metal tube;
- Powder coated metal;
- 12 mm MFC (melamine);
- Covered with 3 mm foam;
- Upholstered with fabric.

1



2



3



Internal front central wall

Wall with control unit (1)

- Top front panel is made of 16 mm MFC (melamine) with 1 mm ABS edging;
- Bottom front panel with hinges is made of 16 mm MFC with 1 mm ABS edging;
- Sides and internal construction parts made of 16 mm MFC with 0,5 mm ABS edging;
- Ventilation and lighting dimming knobs are made of PA 2200 (Nylon);

Control box (3)

- Input (GST18i3 male): 100-240 V;
- Output (GST18i3 female): 100-240 V;
- Frequency: 50/60 Hz;
- Power cable: EU, UK, FR, CH, US – GST18i3 female, 3 m;
- Power output cable length: 0,5 m – GST18i3 male – GST18i3 female;
- Power consumption – max. 229W, standby 4,5W.

Table (2)

- Tabletop is made of 16 mm MFC (melamine) with 1 mm ABS edging;
- Box for wires (135x150x100 mm) underneath the table top is made of 1 mm powder coated metal sheet;
- Bracket made of 40x20 mm metal tube;
- Powder coated metal;
- Mounted 1 AC power socket (100-240 V) with or without integrated USB fast charger (USB Type A+C, max 5A);
- Load capacity – 25 kg.

1



2



3



Ceiling (1)

Composition

- Double layered ceilings are made of 12 mm top and 16 mm bottom MFC (melamine) panels with 1 mm ABS edging;
- Frame is made of 50x20 mm metal tube;
- PIR sensor mounted in to central ceiling segment;
- Fan grills are made of 1 mm metal sheet;
- Powder coated metal;
- Air supply duct inside glued with acoustic foam;
- Ø60 mm cable grommet for optional power supply from ceiling.

Lighting

- 3x LED modules (8,92W) colour temperature approx. 3000 K dimmable;
- 3x LED housing (asymmetrical) made of aluminium;
- Replacement for LED modules can only be purchased from the manufacturer.

Ventilation

- 2x air supply fans are located in the ceilings;
- 2x air exhaust slots are located in central segment of the ceilings for natural ventilation;
- Maximum airflow approx. 200 m³/h.

Doors (2)

- Left-handed or right-handed option;
- Metal door frame is made of 40x40 mm tube and 40x8 mm steel rod;
- Powder coated metal;
- Aluminium profiles with PVC sealing fixed to internal sides and top and bottom of door frame;
- Top of the metal frame is covered with 16 mm MFC (melamine) with 1 mm ABS edging;
- 8 mm TSG (tempered safety glass), clear;
- Clear width of a door opening - 1004 mm.

1



2



Floors (optional) (1)

- Metal floor frame is made of 40x40 mm and 40x20 mm tube;
- Powder coated metal;
- Floor panels are made of 25 mm MFC with 0,5 mm ABS edging;
- Floor carpet thickness 3 mm, made of PA6 (40%) and PP (60%);
- Skirting boards made of 16 mm MFC with 1 mm ABS edging;
- Plastic feet with height levelling (+30 mm).
- Note that the floor adds approximately 70 mm to the overall height.

Carpet (optional) (2)

- Carpet thickness 6,5 mm, made of 100% polyamide, antistatic;
- It is highly recommended to use the carpet when placing the SILENT ROOM on the hard flooring.
- If you are planning to place the SILENT ROOM on your carpet, you do not need to order the additional carpet.
- Uneven floor can be the cause of sound insulation problems.

1



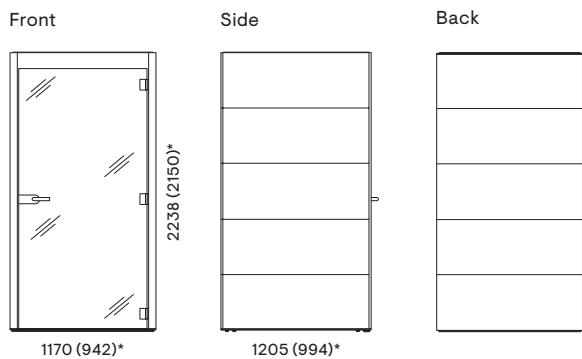
2



Range

Fabric + fabric back version

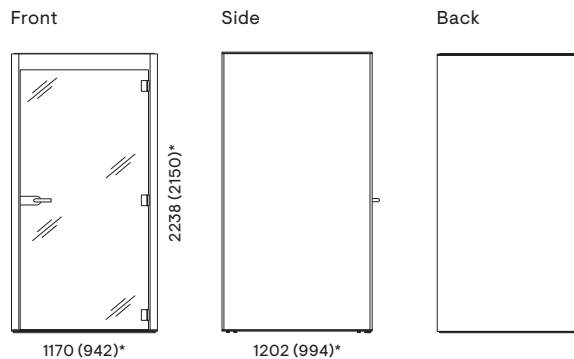
Product weight: 305 kg



Total height with floor: 2306 mm

Melamine + melamine back version

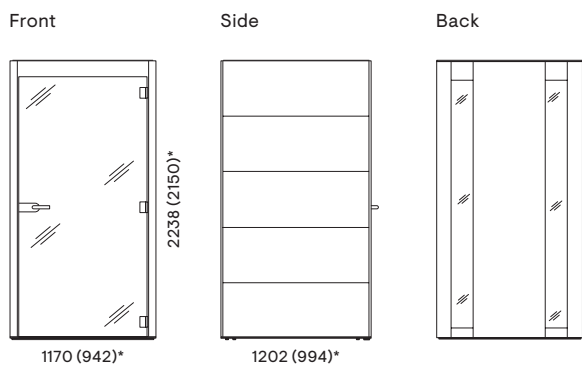
Product weight: 315 kg



Total height with floor: 2306 mm

Fabric + glass back version

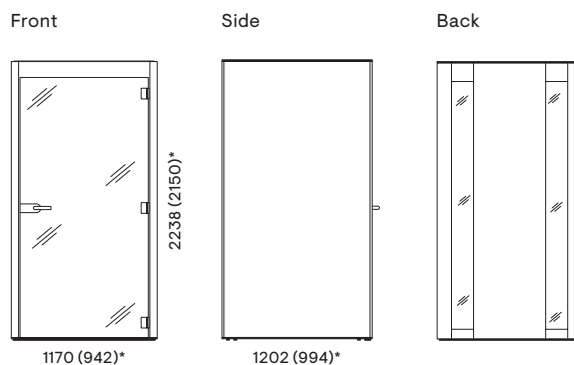
Product weight: 302 kg



Total height with floor: 2306 mm

Melamine + glass back version

Product weight: 308 kg



Total height with floor: 2306 mm

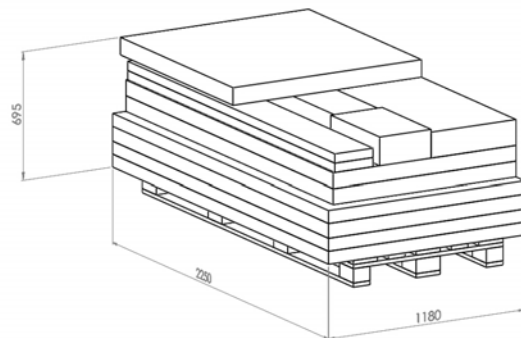
* External dimension (internal dimension)

! Recommended height of the space for SILENT ROOM installation – ≥ 2400 mm (without floor).
 Recommended height of the space for SILENT ROOM installation – ≥ 2470 mm (with floor).

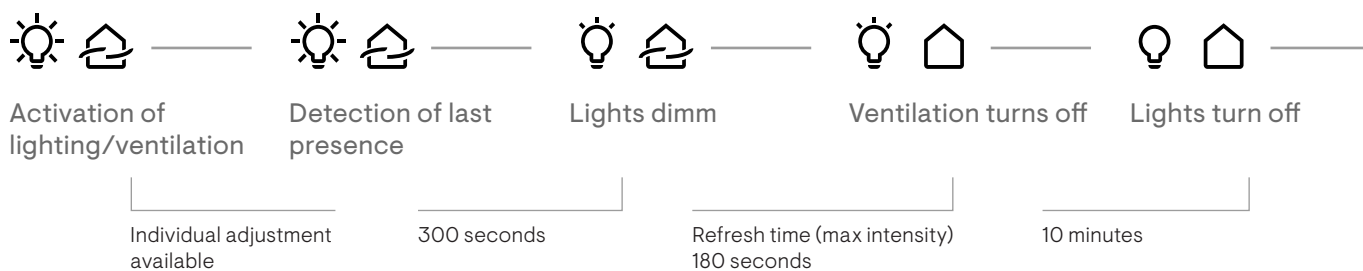
Additional information

Shipping dimensions

WxDxH: 2250x1180x695 mm
(Accessories not included)



Automatic operation



Information about available accessories for this range can be found in our product pricelists.

Ordering example

Step 01

If external walls with glass panes are ordered skip Step 03.

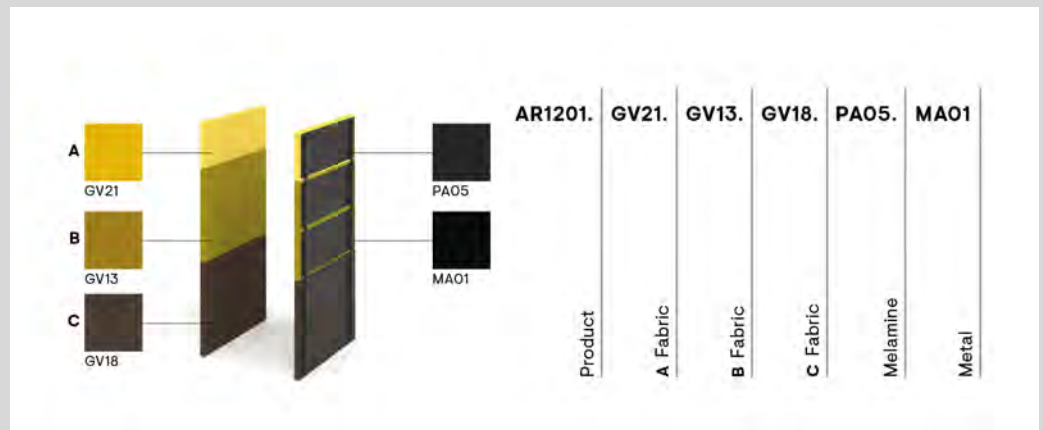
	AR1101.	GV22.	GV09.	GV19.	PA05.	MA01
Product		A Fabric	B Fabric	C Fabric	Melamine	Metal

	AR1102.	PA07.	MA01
Product		Melamine	Metal

	AR1103.	GV22.	GV09.	GV19.	PA07.	PA05.	MA01.	SA01
Product		A Fabric	B Fabric	C Fabric	A Melamine	B Melamine	Metal	Glass

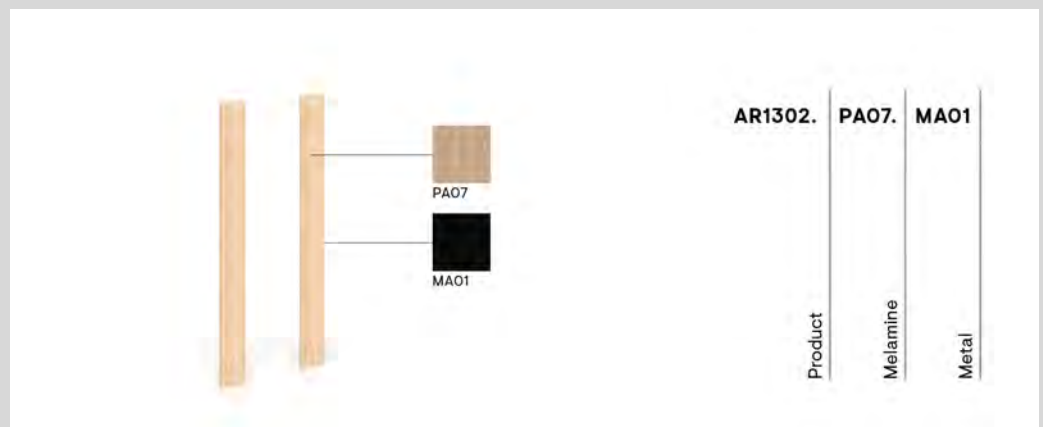
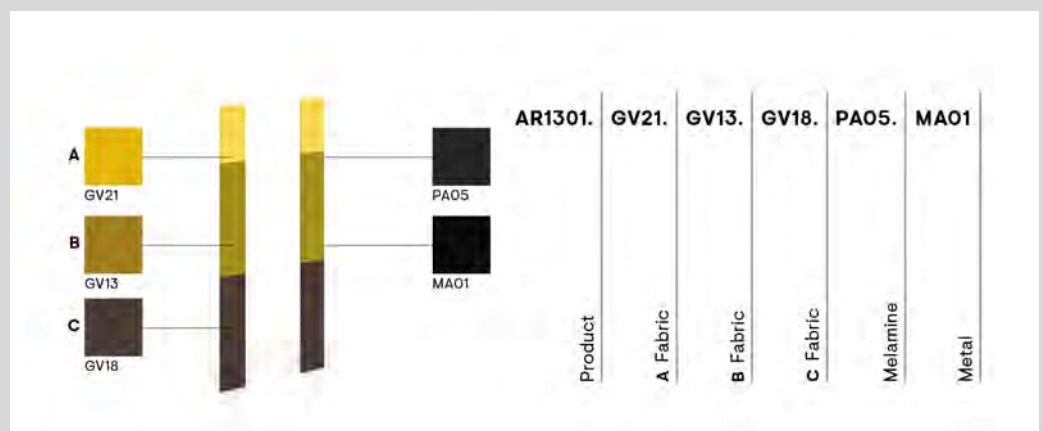
	AR1104.	PA07.	MA01.	SA01
Product		Melamine	Metal	Glass

Step 02

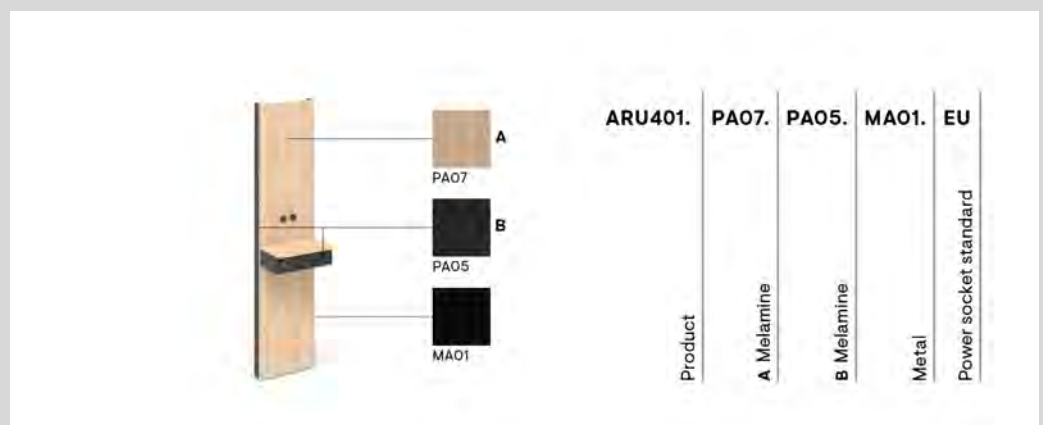


Step 03

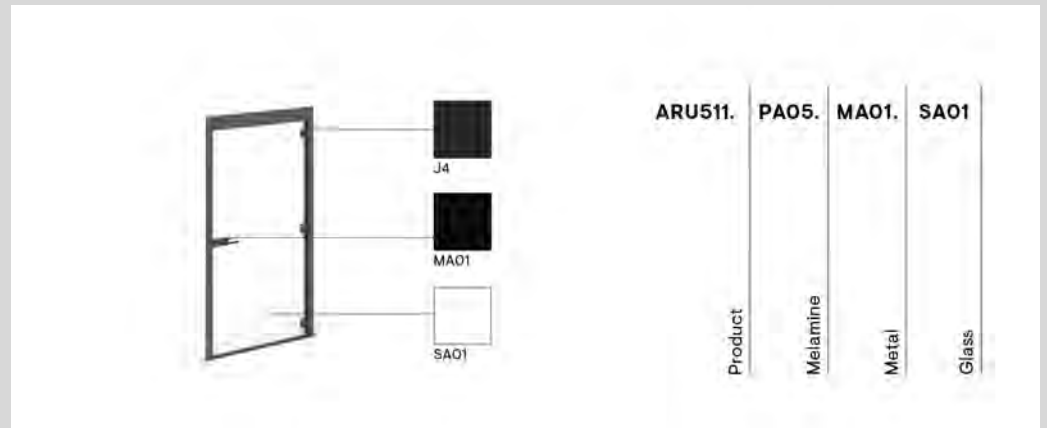
If external walls are ordered with glass panes skip this step.



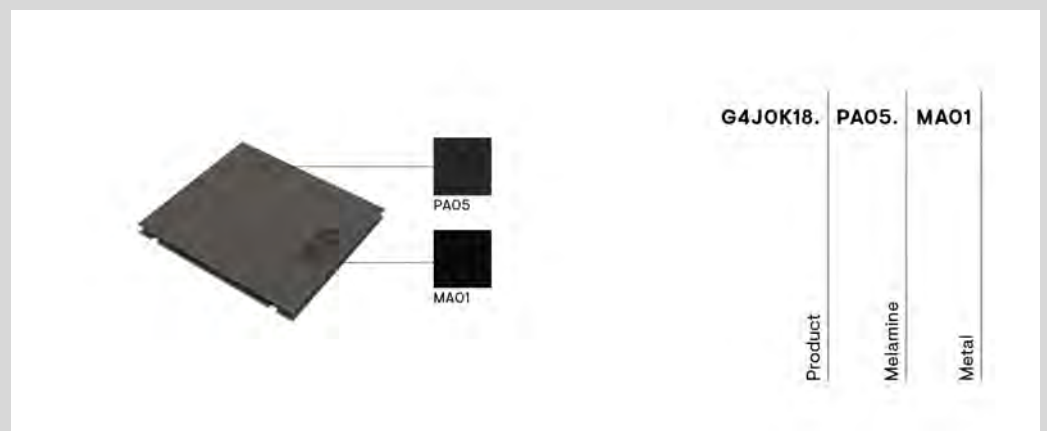
Step 04



Step 05

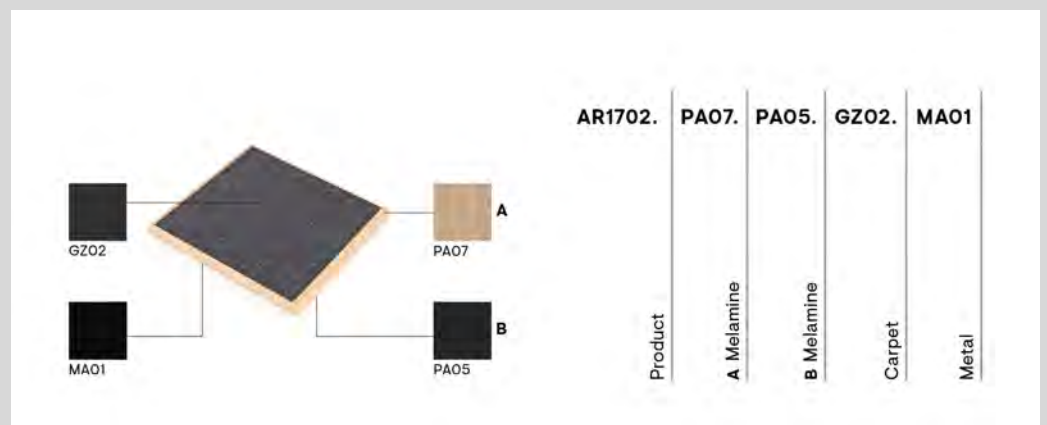






Step 06




Step 07

This step is optional.





Description	W	D	H	Code	Price, GBP (RRP)					
					A B C Fabric:					
					Berta	Austea, Step/ Step Melange	Synergy, Velito Presto			
					Melamine: PA05					
					Metal: MA01					
	1170	1189	2235	AR1101	2136	2849	3466			
					Melamine:					
					PA01 PA07 PA06 PA03	PA02	PA08 PA09 PA04 PA10	PA05		
					Metal: MA01					
	1170	1186	2235	AR1102	1153	1353				
					A B C Fabric:					
					Berta	Austea	Step/ Step Melange	Synergy	Velito Presto	
					A Melamine:					
					PA01	PA08	PA01	PA08	PA01	PA08
					PA07	PA09	PA07	PA09	PA07	PA09
					PA06	PA04	PA06	PA04	PA06	PA04
					PA03	PA10	PA03	PA10	PA03	PA10
					PA02	PA05	PA02	PA05	PA02	PA05
					B Melamine: PA05					
					Metal: MA01					
					Glass: 1					
	1170	1189	2235	AR1103	2720	2783	3200	3263	3614	3677
! Skip STEP 3 if AR1103 or AR1104 is selected										





Description	W	D	H	Code	Price, GBP (RRP)			
					PA01 PA02	PA07 PA06 PA03	PA08 PA09 PA04 PA10 PA05	
					Melamine:			
					Metal: MA01			
					Glass: 1			
	STEP 1/6. External walls. Melamine. Rear wall with glass.	1170	1186	2235	AR1104	2084		2281

					A B C Fabric:		
					Berta	Austea, Step/ Step Melange	Synergy, Velito Presto
					Melamine: PA05		
					Metal: MA01		

	STEP 2/6. Internal acoustic walls. Upholstered with fabric	1090	76	2150	AR1201	1330	1700	1982
--	--	------	----	------	--------	-------------	-------------	-------------

! Skip STEP 3 if AR1103 or AR1104 is selected								
	STEP 3/6. Internal front walls. Upholstered with fabric	218	39	2150	AR1301	318	422	532

					Melamine:			
					PA01 PA02	PA07 PA06 PA03	PA08 PA09 PA04 PA10 PA05	
					Metal: MA01			
	STEP 3/6. Internal front walls. Melamine	218	36	2150	AR1302	178		200

Description	W	D	H	Code	Price, GBP (RRP)			
					PA01 PA02	PA07 PA06	PA03	PA08 PA09 PA04 PA10 PA05
A Melamine:								
B Melamine: PA05								
Metal: MA01								
Power socket standard: EU UK FR CH								
	STEP 4/6. Internal front central wall with electronic control system. Table (300x500, H=146 mm) mountable on media wall with AC power socket and integrated USB fast charger type-A and type-C, with one cable guide for HDMI or LAN. Tabletop height - 1050 mm from the ground	500	396	2150	ARU401	4458		4494
	STEP 4/6. Internal front central wall with electronic control system. Table (300x500, H=146 mm) mountable on media wall with AC power socket. Tabletop height - 1050 mm from the ground	500	396	2150	ARU402	3944		3980
Melamine:								
Metal: MA01								
Glass: 1								
	STEP 5/6. R/H glass fasade with doors. Metal frame with melamine cover. 8 mm tempered safety glass. Non-lockable doors	1170	56	2235	ARU511	2613		2646
	STEP 5/6. L/H glass fasade with doors. Metal frame with melamine cover. 8 mm tempered safety glass. Non-lockable doors	1170	56	2235	ARU512	2613		2646

Description	W	D	H	Code	Price, GBP (RRP)
					Melamine: PA05
					Metal: MA01



STEP 6/6. Melamine ceiling with LED light and ventilation (air supply) system

1124 1165 78 G4JOK18 **1678**

A Melamine:				
PA01	PA07	PA06	PA03	PA08 PA09 PA04 PA10
PA02		PA05		
B Melamine: PA05				
Carpet: GZ02				
Metal: MA01				



Melamine floor covered with carpet. Metal frame structure.

1167 1203 78 AR1702 **873** **877**

Carpet: **GZ01**

! If the product will be installed on the hard floor, we recommend to order G6F0209.
! AR1702 and G6F0209 should not be ordered together.



Carpet SILENT ROOMS

970 1095 6,5 G6F0209 **370**

Plastic: **TA09 TA10 TA11**



Autonomous smoke alarm device

110 110 39 G6F0207 **292**



Smoke alarm device for fire alarm system

104 104 35 G6F0208 **111**

SILENT ROOM M



Technical information

External Walls

Options

- Upholstered with fabric (1)
- Melamine (2)
- Upholstered with fabric. Rear wall with glass (3)
- Melamine. Rear wall with glass (4)

5 panels upholstered with fabric


- Welded frame is made of metal tube 40x20 mm;
- Angular brackets are made of 40x40 mm metal tubes;
- Powder coated metal;
- Plastic feet with height levelling (+30 mm);
- 12 mm MFC (melamine);
- Covered with 3 mm foam;
- Upholstered with fabric.

1 solid panel from melamine

- Welded frame is made of metal tube 40x20 mm;
- Angular brackets are made of 40x40 mm metal tubes;
- Powder coated metal;
- Plastic feet with height levelling (+30 mm);
- 16 mm MFC (melamine) with 1 mm ABS edging.

Walls with glass panes

- Welded frame is made of metal tube 40x20 mm;
- Powder coated metal;
- Inside gasket is made of 12 mm MFC (melamine) with 1 mm ABS edging;
- Front sides and top of the metal frame are covered with 16 mm MFC (melamine) with 1 mm ABS edging;
- 8 mm TSG (tempered safety glass), clear.



Internal acoustic walls (1)

Panels upholstered with fabric

- Frame is made of 40x20 mm metal tube;
- Powder coated metal;
- 12 mm MFC (melamine);
- 40 mm of acoustic foam;
- Upholstered with fabric.

Internal front walls

Options

- Upholstered with fabric (2)
- Melamine panel (3)
- If you order external walls with glass panes, you do not need to choose internal front walls

Melamine panel

- Frame is made of 40x20 mm metal tube;
- Powder coated metal;
- 16 mm MFC (melamine) with 1 mm ABS edging.

Panels upholstered with fabric

- Frame is made of 40x20 mm metal tube;
- Powder coated metal;
- 12 mm MFC (melamine);
- Covered with 3 mm foam;
- Upholstered with fabric.

1



2



3



Internal front central wall

Options

- Internal front central wall with electronic control system (1)
- Internal front central wall with low table, VESA mount and electronic control system (2)
- Internal front central wall with high table, VESA mount and electronic control system (3)

Wall with control unit

- Top front panel is made of 16 mm MFC with 1 mm ABS edging;
- Bottom front panel with hinges is made of 16 mm MFC with 1 mm ABS edging;
- Sides and internal construction parts are made of 16 mm MFC with 0,5 mm ABS edging;
- Ventilation and lighting dimming knobs are made of PA 2200 (Nylon);
- Cable guides are located on both sides of the wall (only for units without tables).

Table

- 720 mm or 1050 mm tabletop height option;
- Tabletop is made of 16 mm MFC (melamine) with 1 mm ABS edging;
- Box for wires (135x150x100 mm) underneath the table top is made of 1 mm powder coated metal sheet;
- Table frame is made of 40x20 mm metal tube;
- Top of the leg is made of 70x20 mm metal tube;
- Leg base is made of 40x40 mm metal tube;
- Powder coated metal;
- Feet with height levelling (+10 mm).

Control box (3)

- Input (GST18i3 male): 100-240 V;
- Output (GST18i3 female): 100-240 V;
- Frequency: 50/60 Hz;
- Power cable: EU, UK, FR, CH, US – GST18i3 female, 3 m;
- Power output cable length: 0,5 m - GST18i3 male - GST18i3 female;
- Power consumption – max. 229W, standby 4,5W.

Screen bracket

- Screen bracket base is made from 70x20 mm powder coated metal tube;
- VESA plate (120x120 mm) is made of 2 mm metal sheet;
- VESA standards – 75x75 mm, 100x100 mm and recommended weight is up to 10 kg;
- Recommended screen size is up to 27”;
- VESA plate can be fixed to the holder in 3 different heights;
- Bolts for flat screen assembly are not included.

1



2



3



4



Ceiling (1)

Composition

- Double layered ceilings are made of 12 mm top and 16 mm bottom MFC (melamine) panels with 1 mm ABS edging;
- Frame is made of 50x20 mm metal tube;
- PIR sensor mounted in to central ceiling segment;
- Fan grills are made of 1 mm metal sheet;
- Powder coated metal;
- Air supply duct inside glued with acoustic foam;
- Ø60 mm cable grommet for optional power supply from ceiling.

Lighting

- 3x LED modules (8,92W) colour temperature approx. 3000 K dimmable;
- 3x LED housing (asymmetrical) made of aluminium;
- Replacement for LED modules can only be purchased from the manufacturer.

Ventilation

- 4x air supply fans are located in central segment of the ceilings;
- 4x air exhaust slots are located in central segment of the ceilings for natural ventilation;
- Maximum airflow approx. 400 m³/h.

Glass facade with doors (2)

Doors

- Left-handed or right-handed option;
- Metal door frame is made of 40x40 mm tube and 40x8 mm steel rod;
- Powder coated metal;
- Aluminium profiles with PVC sealing fixed to internal sides and top and bottom of door frame;
- Top of the metal frame is covered with 16 mm MFC (melamine) with 1 mm ABS edging;
- 8 mm TSG (tempered safety glass), clear;
- Clear width of a door opening - 750 mm.

Glass facade

- Metal door frame is made of 40x20 mm tube;
- Powder coated metal;
- Inside gasket is made of 12 mm MFC (melamine) with 1 mm ABS edging;
- Front sides and top of the metal frame are covered with 16 mm MFC (melamine) with 1 mm ABS edging;
- 8 mm TSG (tempered safety glass), clear.

1



2



Floors (optional) (1)

- Metal floor frame is made of 40x40 mm and 40x20 mm tube;
- Powder coated metal;
- Floor panels are made of 25 mm MFC with 0,5 mm ABS edging;
- Floor carpet thickness 3 mm, made of PA6 (40%) and PP (60%);
- Skirting boards made of 16 mm MFC with 1 mm ABS edging;
- Plastic feet with height levelling (+30 mm).
- Note that the floor adds approximately 70 mm to the overall height.

Carpet (optional) (2)

- Carpet thickness 6,5 mm, made of 100% polyamide, antistatic;
- It is highly recommended to use the carpet when placing the SILENT ROOM on the hard flooring.
- If you are planning to place the SILENT ROOM on your carpet, you do not need to order the additional carpet.
- Uneven floor can be the cause of sound insulation problems.

1



2



Electrical specification

Universal round power units (1)

Power socket standards: EU, FR, UK, CH, US;
AC power sockets 110–240 V;
Fused UK socket (3.15 A);
0.8 m GST18i3 hardwired extension cable;
Twin USB fast charger (A+C, 25 W);
Fits in Ø80 mm cut-outs in panels 1–40 mm thick; tool-free installation.

Universal power units with metal frame (2)

Power unit frame

1, 2, and 3 mm powder-coated metal sheet construction;
Fits in NARBUTAS' desk and media wall cut-outs, with fixings suitable for 16–25 mm panel thicknesses;
Blanking plates can be easily replaced with power or data modules, where applicable;
Integrated cable strain relief.

Electrical specification

Power socket standards: EU, FR, UK, CH, US;
GST18i3 connection standard;
AC power sockets 110–240 V (GST18i3 in/out connectors);
Fused UK sockets (resettable, 3.15 A each);
Twin USB fast charger (A+C, 30 W) (GST18i3 in connector only);
RJ45 socket with hardwired CAT5e 3 m flylead terminating with RJ45 plug;
1 m GST18i3 extension cable included.

Power unit set for TV (inside use) (3)

Power unit frame

1 mm powder-coated metal sheet construction;
Cut-outs to accommodate various power and data socket sets;
Blanking plates can be easily replaced with power or data modules, where applicable;
Integrated cable strain relief.

Electrical specification

Power socket standards: EU, FR, UK, CH, US;
GST18i3 connection standard;
AC power sockets 110–240 V (GST18i3 in/out connectors);
Fused UK sockets (resettable, 3.15 A each).

Distributor block with extension cable

Distributor block with GST18i3 plug and up to 5 GST18i3 sockets;
Soft 0.5 m extension cable with GST18i3 socket and GST18i3 plug;
Soft 0.5 m extension cable with GST18i3 socket and GST18i3 plug with AWG marking for the US market.

1



2



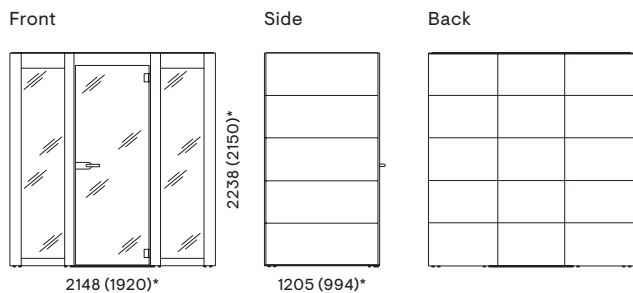
3



Range

Fabric + fabric back version

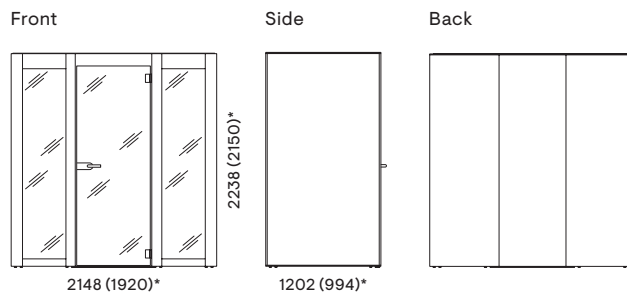
Product weight: 458 kg



Total height with floor: 2306 mm

Melamine + melamine back version

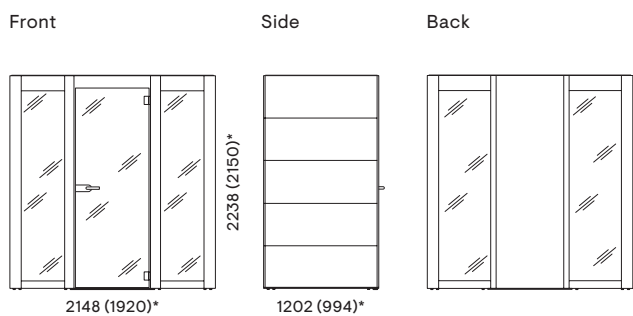
Product weight: 472 kg



Total height with floor: 2306 mm

Fabric + glass back version

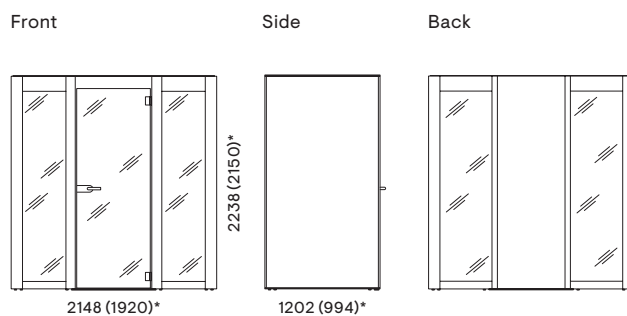
Product weight: 448 kg



Total height with floor: 2306 mm

Melamine + glass back version

Product weight: 454 kg



Total height with floor: 2306 mm

* External dimension (internal dimension)

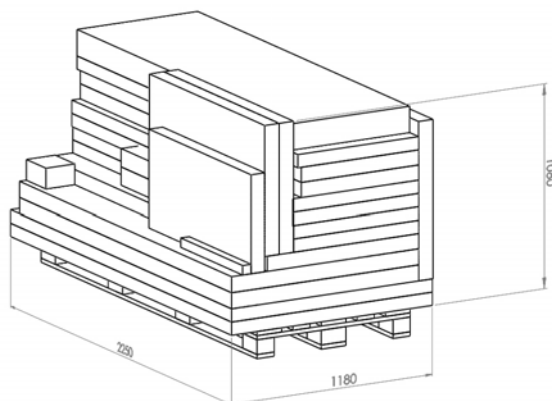
! Recommended height of the space for SILENT ROOM installation – ≥ 2400 mm (without floor).
 Recommended height of the space for SILENT ROOM installation – ≥ 2470 mm (with floor).

Additional information

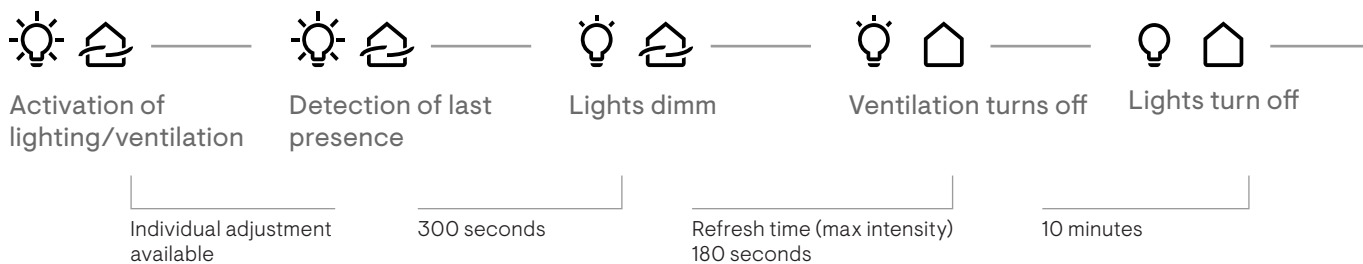
Shipping dimensions

WxDxH: 2250x1180x1080 mm
(Accessories and poufs are not included)

Height of shipping dimensions will be slightly smaller for SILENT ROOM with external rear wall with glass panes.



Automatic operation



Information about available accessories for this range can be found in our product pricelists.

Ordering example

Step 01

If external walls with glass panes are ordered skip Step 03.

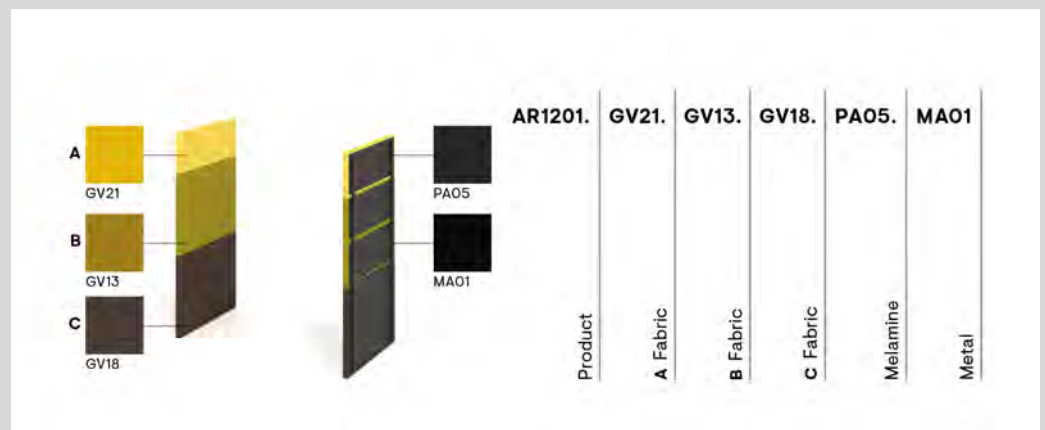
AR2101.	GV22.	GV09.	GV19.	PA05.	MA01
Product	A Fabric	B Fabric	C Fabric	Melamine	Metal

AR2102.	PA07.	MA01
Product	Melamine	Metal

AR2103.	GV22.	GV09.	GV19.	PA07.	PA05.	MA01.	SA01
Product	A Fabric	B Fabric	C Fabric	A Melamine	B Melamine	Metal	Glass

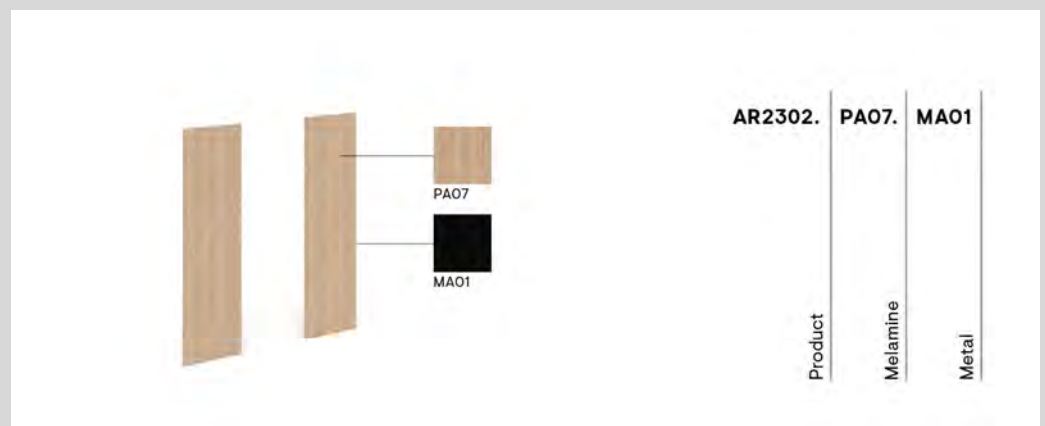
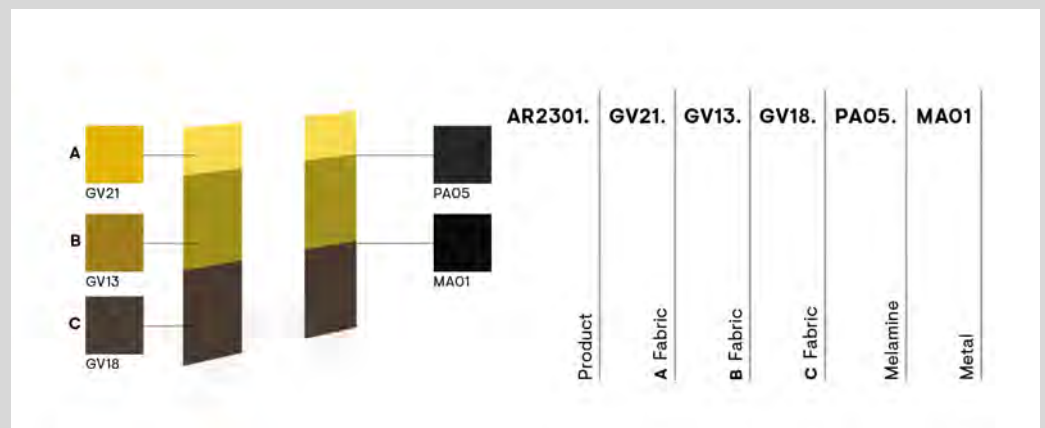
AR2104.	PA07.	MA01.	SA01
Product	Melamine	Metal	Glass

Step 02




Step 03

If external walls are ordered with glass panes skip this step.

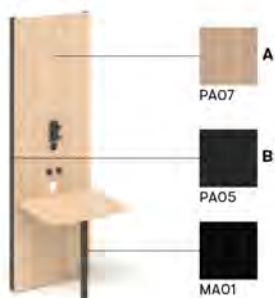


Step 04

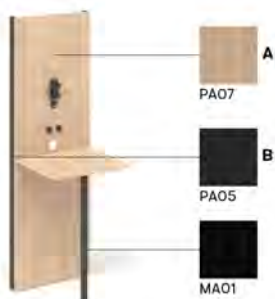
Power socket or power unit should be ordered separately.



G4J0H15.	PA07.	PA05.	MA01.	EU
Product	A Melamine	B Melamine	Metal	Power socket standard



ARU403.	PA07.	PA05.	MA01.	EU
Product	A Melamine	B Melamine	Metal	Power socket standard




ARU411.	PA07.	PA05.	MA01.	EU
Product	A Melamine	B Melamine	Metal	Power socket standard

Step 05



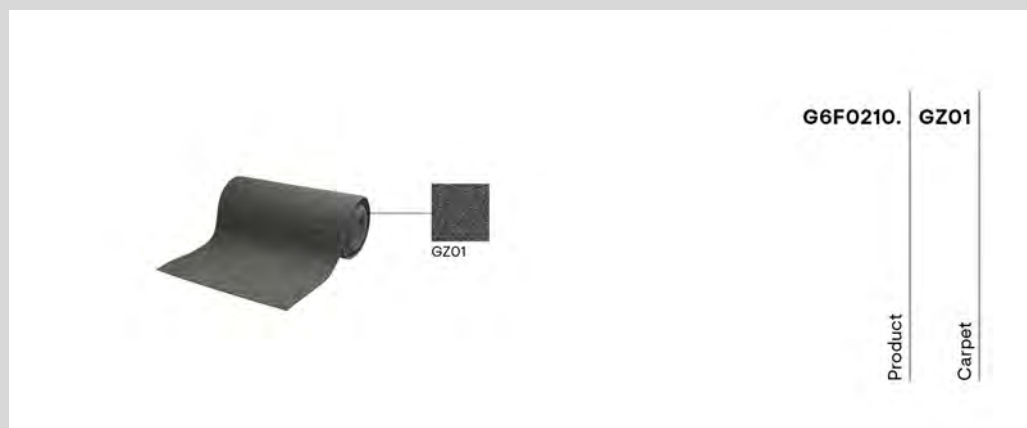
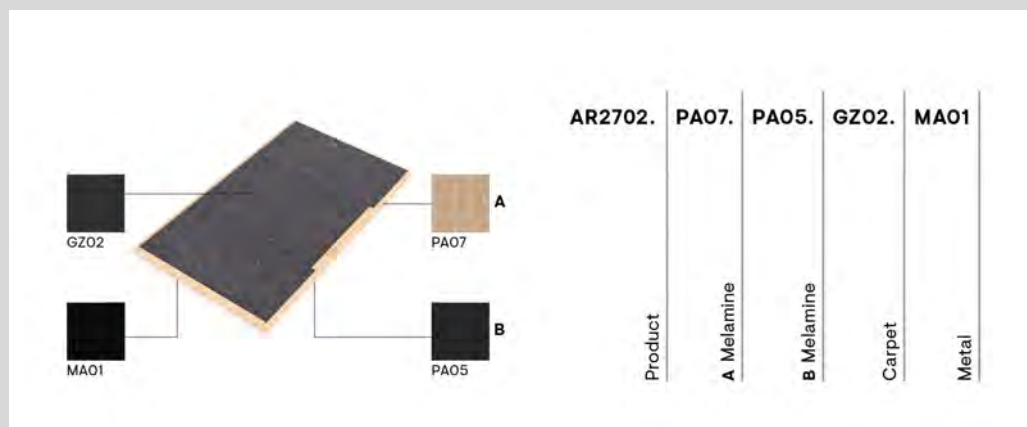
ARU521.	PA05.	MA01.	SA01
Product	Melamine	Metal	Glass

Step 06



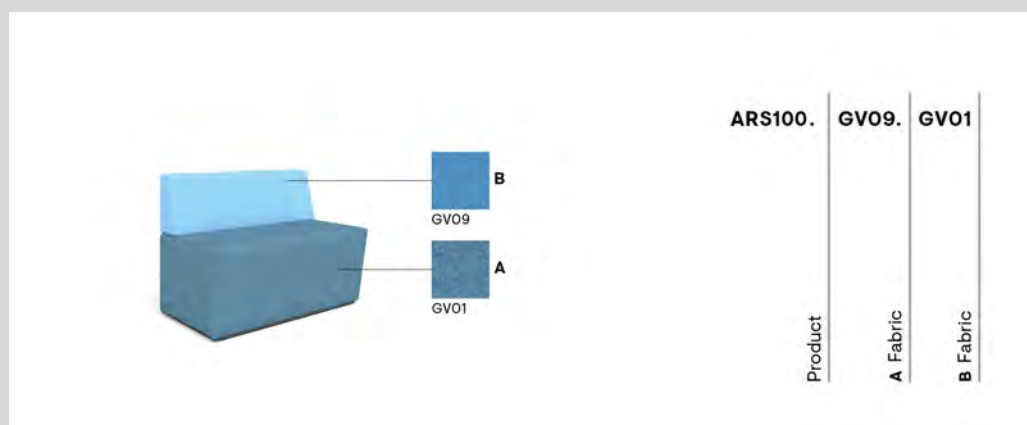
Step 07





This step is optional.



Step 08

Different products can be chosen to furnish the pod.



Description	W	D	H	Code	Price, GBP (RRP)							
					A B C Fabric:							
					Berta	Austea, Step/ Step Melange		Synergy, Velito Presto				
					Melamine: PA05							
					Metal: MA01							
 STEP 1/6. External walls. Upholstered with fabric.	2148	1189	2235	AR2101	2900	4066		5015				
					Melamine:							
					PA01	PA07	PA06	PA03	PA08	PA09	PA04	PA10
					PA02		PA05					
					Metal: MA01							
 STEP 1/6. External walls. Melamine.	2148	1186	2235	AR2102	1682		1982					
					A B C Fabric:							
					Berta	Austea	Step/ Step Melange	Synergy	Velito Presto			
					A Melamine:							
					PA01	PA08	PA01	PA08	PA01	PA08		
					PA07	PA09	PA07	PA09	PA07	PA09		
					PA06	PA04	PA06	PA04	PA06	PA04		
					PA03	PA10	PA03	PA10	PA03	PA10		
					PA02	PA05	PA02	PA05	PA02	PA05		
					B Melamine: PA05							
					Metal: MA01							
					Glass: 1							
 STEP 1/6. External walls. Upholstered with fabric. Rear wall with glass.	2148	1189	2235	AR2103	3670	3778	4150	4258	4564	4672		
					Melamine:							
					PA01	PA07	PA06	PA03	PA08	PA09	PA04	PA10
					PA02		PA05					
					Metal: MA01							
					Glass: 1							
 STEP 1/6. External walls. Melamine. Rear wall with glass.	2148	1186	2235	AR2104	3034		3276					

Description	W	D	H	Code	Price, GBP (RRP)		
					A B C Fabric:		
					Berta	Austea, Step/ Step Melange	Synergy, Velito Presto
					Melamine: PA05		
					Metal: MA01		



STEP 2/6. Internal acoustic walls. Upholstered with fabric	1090	76	2150	AR1201	1330	1700	1982
--	------	----	------	--------	------	------	------

! Skip STEP 3 if AR2103 or AR2104 is selected



STEP 3/6. Internal front walls. Upholstered with fabric	607	39	2150	AR2301	754	1190	1552
---	-----	----	------	--------	-----	------	------

Melamine:							
PA01	PA07	PA06	PA03	PA08	PA09	PA04	PA10
PA02				PA05			
Metal: MA01							



STEP 3/6. Internal front walls. Melamine	607	36	2150	AR2302	370	458	
--	-----	----	------	--------	-----	-----	--

A Melamine:							
PA01	PA07	PA06	PA03	PA08	PA09	PA04	PA10
PA02				PA05			
B Melamine: PA05							
Metal: MA01							
Power socket standard: EU UK FR CH							

! G6F0213 or G6F0212 must be ordered as a separate product.



STEP 4/6. Internal front central wall with cut-out for power socket and electronic control system. Cable guides are on both sides of the wall.	700	96	2150	G4JOH15	4276	4317	
--	-----	----	------	---------	------	------	--

! G6F0213 or G6F0212 and G6F0361 must be ordered as a separate product.



STEP 4/6. Internal front central wall with table (H=720 mm), VESA mount and electronic control system.	700	696	2150	ARU403	5204	5249	
--	-----	-----	------	--------	------	------	--

Description	W	D	H	Code	Price, GBP (RRP)					
					PA01	PA07	PA06	PA03	PA08	PA09
					A Melamine:					
					PA02		PA05			
					B Melamine: PA05					
					Metal: MA01					
					Power socket standard: EU UK FR CH					



STEP 4/6. Internal front central wall with table (H=1050 mm), VESA mount and electronic control system.

700	696	2150	ARU411	5211	5256
-----	-----	------	--------	------	------

! G6F0528, G6F0529, G6F0530 or G6F0531 must be ordered as a separate product.



STEP 4/6. Internal front central wall with cut-out for power unit and electronic control system. Cable guides are on both sides of the wall.

700	96	2150	G4J0H18	4276	4317
-----	----	------	---------	------	------

! G6F0528, G6F0529, G6F0530 or G6F0531 and G6F0361 must be ordered as a separate product.



STEP 4/6. Internal front central wall with table (H=720 mm), VESA mount and electronic control system.

700	696	2150	ARU413	5204	5249
-----	-----	------	--------	------	------



STEP 4/6. Internal front central wall with table (H=1050 mm), VESA mount and electronic control system.

700	696	2150	ARU414	5211	5256
-----	-----	------	--------	------	------

! Must be ordered for G4J0H15, ARU403, ARU411

Power socket standard: EU UK FR CH






Power unit with socket	Ø 90	66	G6F0213	126	140	148	181
------------------------	------	----	---------	-----	-----	-----	-----



Power unit with socket and with twin USB fast charger (A+C, 25 W)	Ø 90	66	G6F0212	318	325	340	344
---	------	----	---------	-----	-----	-----	-----



! Must be ordered for G4J0H18, ARU413, ARU414

Description	W	D	H	Code	Price, GBP (RRP)			
 Power unit with a metal frame and 4 sockets, GST18i3 extension cable 1 m  Power unit with a metal frame and 2 sockets, twin USB fast charger (A+C, 30W), GST18i3 extension cable 1 m  Power unit with a metal frame and 2 sockets and RJ45 port, RJ45 cable 3 m, GST18i3 extension cable 1 m  Power unit with a metal frame and 2 sockets, twin USB fast charger (A+C, 30W) and RJ45 port, RJ45 cable 3 m, GST18i3 extension cable 1 m  Power unit set for TV (inside use)	297	56	44	G6F0528	Power socket standard: EU UK FR CH			
	166	166	196	166				
	288	288	310	288				
	177	177	203	177				
	410	410	425	410				
297	56	44	G6F0541	163	163	181	163	

Melamine:

PA01 PA07 PA06 PA03 PA02	PA08 PA09 PA04 PA10 PA05
--------------------------	--------------------------

Metal: MA01

Glass: 1



STEP 5/6. R/H glass facade with doors. Metal frame with melamine cover. 8 mm tempered safety glass. Non-lockable doors

2148

56

2235

ARU521

5282

5371



STEP 5/6. L/H glass facade with doors. Metal frame with melamine cover. 8 mm tempered safety glass. Non-lockable doors

2148

56

2235

ARU522

5282

5371



STEP 5/6. R/H glass facade with doors. Metal frame with melamine cover. 8 mm tempered safety glass. Lockable doors.

2148

56

2235

ARU523

5434

5523



STEP 5/6. L/H glass facade with doors. Metal frame with melamine cover. 8 mm tempered safety glass. Lockable doors.

2148







56

2235

ARU524

5434

5523

Description	W	D	H	Code	Price, GBP (RRP)		
 <p>STEP 6/6. Melamine ceiling with LED light and ventilation (air supply) system</p>	2102	1165	78	AR2602	Melamine: PA05		
					Metal: MA01		
					2749		
					A Melamine:		
					PA01 PA07 PA06 PA03	PA08 PA09 PA04 PA10	
					PA02	PA05	
					B Melamine: PA05		
					Carpet: GZ02		
					Metal: MA01		
 <p>Melamine floor covered with carpet. Metal frame structure.</p>	2145	1203	78	AR2702	1603	1618	
					<p>! If the product will be installed on the hard floor, we recommend to order G6F0210. ! AR2702 and G6F0210 should not be ordered together.</p>		
					Carpet: GZ01		
 <p>Carpet SILENT ROOM M</p>	1950	1095	6,5	G6F0210	824		
					A B Fabric:		
					Berta	Austea, Step/ Step Melange	Synergy, Velito Presto
					Melamine: PA05		
					Metal: MA01		
 <p>Pouf with backrest (1000x600, H=300). Black melamine base and plastic supports. Seat height - 440 mm.</p>	1000	600	740	ARS100	680	946	1161
					Plastic: MA01		
 <p>Autonomous smoke alarm device</p>	110	110	39	G6F0207	292		
 <p>Smoke alarm device for fire alarm system</p>	104	104	35	G6F0208	111		

SILENT ROOM L



Technical information

External Walls

Options

- Upholstered with fabric (1)
- Melamine (2)
- Upholstered with fabric. Rear wall with glass (3)
- Melamine. Rear wall with glass (4)

5 panels upholstered with fabric


- Welded frame is made of metal tube 40x20 mm;
- Angular brackets are made of 40x40 mm metal tubes;
- Powder coated metal;
- Plastic feet with height levelling (+30 mm);
- 12 mm MFC (melamine);
- Covered with 3 mm foam;
- Upholstered with fabric.

1 solid panel from melamine

- Welded frame is made of metal tube 40x20 mm;
- Angular brackets are made of 40x40 mm metal tubes;
- Powder coated metal;
- Plastic feet with height levelling (+30 mm);
- 16 mm MFC (melamine) with 1 mm ABS edging.

Walls with glass panes

- Welded frame is made of metal tube 40x20 mm;
- Powder coated metal;
- Inside gasket is made of 12 mm MFC (melamine) with 1 mm ABS edging;
- Front sides and top of the metal frame are covered with 16 mm MFC (melamine) with 1 mm ABS edging;
- 8 mm TSG (tempered safety glass), clear.



Internal acoustic walls (1)

Panels upholstered with fabric

- Frame is made of 40x20 mm metal tube;
- Powder coated metal;
- 12 mm MFC (melamine);
- 40 mm of acoustic foam;
- Upholstered with fabric.

Internal front walls

Options

- Upholstered with fabric (2)
- Melamine panel (3)
- If you order external walls with glass panes, you do not need to choose internal front walls


Melamine panel

- Frame is made of 40x20 mm metal tube;
- Powder coated metal;
- 16 mm MFC (melamine) with 1 mm ABS edging.

Panels upholstered with fabric

- Frame is made of 40x20 mm metal tube;
- Powder coated metal;
- 12 mm MFC (melamine);
- Covered with 3 mm foam;
- Upholstered with fabric.

1



2



3



Internal front central wall

Options

- Internal front central wall with electronic control system (1)
- Internal front central wall with low table, VESA mount and electronic control system (2)
- Internal front central wall with high table, VESA mount and electronic control system (3)

Wall with control unit

- Top front panel is made of 16 mm MFC with 1 mm ABS edging;
- Bottom front panel with hinges is made of 16 mm MFC with 1 mm ABS edging;
- Sides and internal construction parts are made of 16 mm MFC with 0,5 mm ABS edging;
- Ventilation and lighting dimming knobs are made of PA 2200 (Nylon);
- Cable guides are located on both sides of the wall (only for units without tables).

Table

- 720 mm or 1050 mm tabletop height option;
- Tabletop is made of 16 mm MFC (melamine) with 1 mm ABS edging;
- Box for wires (135x150x100 mm) underneath the table top is made of 1 mm powder coated metal sheet;
- Table frame is made of 40x20 mm metal tube;
- Top of the leg is made of 70x20 mm metal tube;
- Leg base is made of 40x40 mm metal tube;
- Powder coated metal;
- Feet with height levelling (+10 mm).

Control box (3)

- Input (GST18i3 male): 100-240 V;
- Output (GST18i3 female): 100-240 V;
- Frequency: 50/60 Hz;
- Power cable: EU, UK, FR, CH, US – GST18i3 female, 3 m;
- Power output cable length: 0,5 m - GST18i3 male - GST18i3 female;
- Power consumption – max. 229W, standby 4,5W.

Screen bracket

- Screen bracket base is made from 70x20 mm powder coated metal tube;
- VESA plate (120x120 mm) is made of 2 mm metal sheet;
- VESA standards – 75x75 mm, 100x100 mm and recommended weight is up to 10 kg;
- Recommended screen size is up to 32”;
- VESA plate can be fixed to the holder in 3 different heights;
- Bolts for flat screen assembly are not included.



Ceiling (1)

Composition

- Double layered ceilings are made of 12 mm top and 16 mm bottom MFC (melamine) panels with 1 mm ABS edging;
- Frame is made of 50x20 mm metal tube;
- PIR sensor mounted in to central ceiling segment;
- Fan grills are made of 1 mm metal sheet;
- Powder coated metal;
- Air supply duct inside glued with acoustic foam;
- Ø60 mm cable grommet for optional power supply from ceiling.

Lighting

- 6x LED modules (8,92W) colour temperature approx. 3000 K dimmable;
- 6x LED housing (asymmetrical) made of aluminium;
- Replacement for LED modules can only be purchased from the manufacturer.

Ventilation

- 8x air supply fans are located in central segment of the ceilings;
- 2x air exhaust slots are located in central segment of the ceilings for natural ventilation;
- Maximum airflow approx. 800 m³/h.

Glass facade with doors (2)


Doors

- Left-handed or right-handed option;
- Metal door frame is made of 40x40 mm tube and 40x8 mm steel rod;
- Powder coated metal;
- Aluminium profiles with PVC sealing fixed to internal sides and top and bottom of door frame;
- Top of the metal frame is covered with 16 mm MFC (melamine) with 1 mm ABS edging;
- 8 mm TSG (tempered safety glass), clear;
- Clear width of a door opening - 750 mm.

Glass facade

- Metal door frame is made of 40x20 mm tube;
- Powder coated metal;
- Inside gasket is made of 12 mm MFC (melamine) with 1 mm ABS edging;
- Front sides and top of the metal frame are covered with 16 mm MFC (melamine) with 1 mm ABS edging;
- 8 mm TSG (tempered safety glass), clear.

1



2



Floors (optional) (1)

- Metal floor frame is made of 40x40 mm and 40x20 mm tube;
- Powder coated metal;
- Floor panels are made of 25 mm MFC with 0,5 mm ABS edging;
- Floor carpet thickness 3 mm, made of PA6 (40%) and PP (60%);
- Skirting boards made of 16 mm MFC with 1 mm ABS edging;
- Plastic feet with height levelling (+30 mm).
- Note that the floor adds approximately 70 mm to the overall height.

Carpet (optional) (2)

- Carpet thickness 6,5 mm, made of 100% polyamide, antistatic;
- It is highly recommended to use the carpet when placing the SILENT ROOM on the hard flooring.
- If you are planning to place the SILENT ROOM on your carpet, you do not need to order the additional carpet.
- Uneven floor can be the cause of sound insulation problems.

1



2



Electrical specification

Universal round power units (1)

Power socket standards: EU, FR, UK, CH, US;
AC power sockets 110–240 V;
Fused UK socket (3.15 A);
0.8 m GST18i3 hardwired extension cable;
Twin USB fast charger (A+C, 25 W);
Fits in Ø80 mm cut-outs in panels 1–40 mm thick; tool-free installation.

Universal power units with metal frame (2)

Power unit frame

1, 2, and 3 mm powder-coated metal sheet construction;
Fits in NARBUTAS' desk and media wall cut-outs, with fixings suitable for 16–25 mm panel thicknesses;
Blanking plates can be easily replaced with power or data modules, where applicable;
Integrated cable strain relief.

Electrical specification

Power socket standards: EU, FR, UK, CH, US;
GST18i3 connection standard;
AC power sockets 110–240 V (GST18i3 in/out connectors);
Fused UK sockets (resettable, 3.15 A each);
Twin USB fast charger (A+C, 30 W) (GST18i3 in connector only);
RJ45 socket with hardwired CAT5e 3 m flylead terminating with RJ45 plug;
1 m GST18i3 extension cable included.

Power unit set for TV (inside use) (3)

Power unit frame

1 mm powder-coated metal sheet construction;
Cut-outs to accommodate various power and data socket sets;
Blanking plates can be easily replaced with power or data modules, where applicable;
Integrated cable strain relief.

Electrical specification

Power socket standards: EU, FR, UK, CH, US;
GST18i3 connection standard;
AC power sockets 110–240 V (GST18i3 in/out connectors);
Fused UK sockets (resettable, 3.15 A each).

Distributor block with extension cable

Distributor block with GST18i3 plug and up to 5 GST18i3 sockets;
Soft 0.5 m extension cable with GST18i3 socket and GST18i3 plug;
Soft 0.5 m extension cable with GST18i3 socket and GST18i3 plug with AWG marking for the US market.

1



2



3

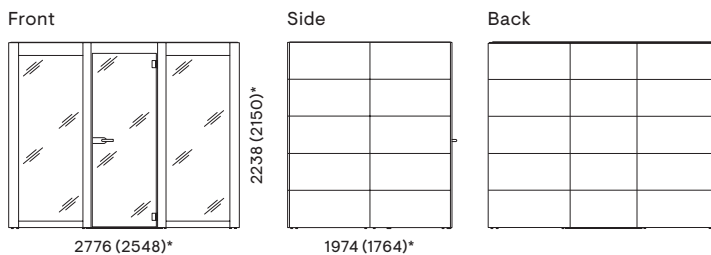


Range

Fabric + fabric back version

Product weight: 683 kg

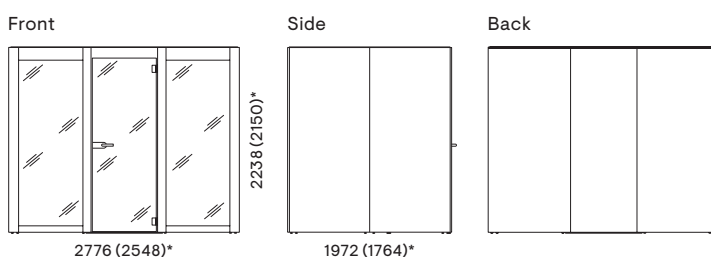
Total height with floor: 2306 mm



Melamine + melamine back version

Product weight: 704 kg

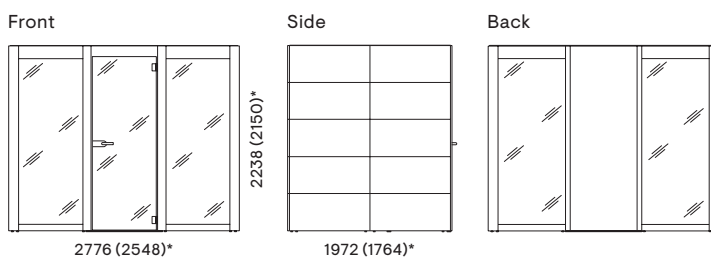
Total height with floor: 2306 mm



Fabric + glass back version

Product weight: 675 kg

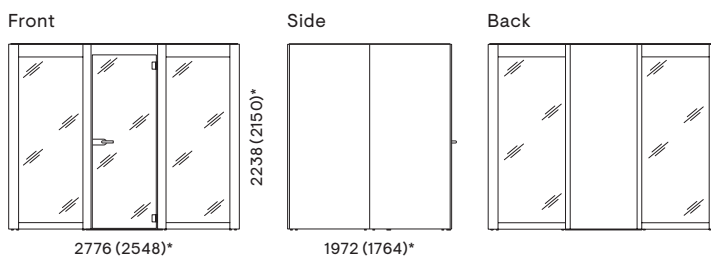
Total height with floor: 2306 mm



Melamine + glass back version

Product weight: 685 kg

Total height with floor: 2306 mm



* External dimension (internal dimension)

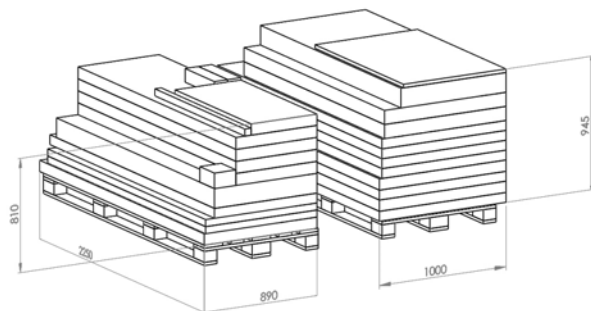
! Recommended height of the space for SILENT ROOM installation – ≥ 2400 mm (without floor).
 Recommended height of the space for SILENT ROOM installation – ≥ 2470 mm (with floor).

Additional information

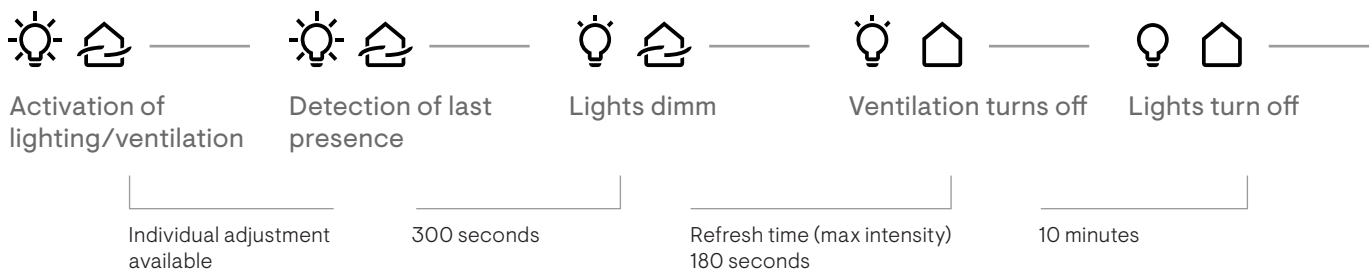
Shipping dimensions

WxDxH:
2250x890x810 mm, 2250x1000x945 mm – 2 palletes
(Accessories are not included)

Height of shipping dimensions will be slightly smaller for SILENT ROOM with external rear wall with glass panes.



Automatic operation



Information about available accessories for this range can be found in our product pricelists.

Ordering example

Step 01

If external walls with glass panes are ordered skip Step 03.

AR4101.	GV22.	GV09.	GV19.	PA05.	MA01
Product	A Fabric	B Fabric	C Fabric	Melamine	Metal

AR4102.	PA07.	MA01
Product	Melamine	Metal

AR4103.	GV22.	GV09.	GV19.	PA07.	PA05.	MA01.	SA01
Product	A Fabric	B Fabric	C Fabric	A Melamine	B Melamine	Metal	Glass

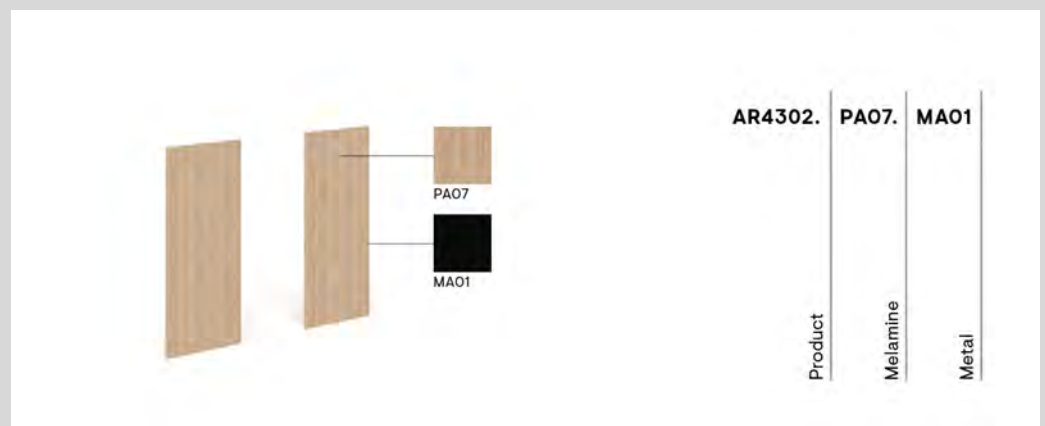
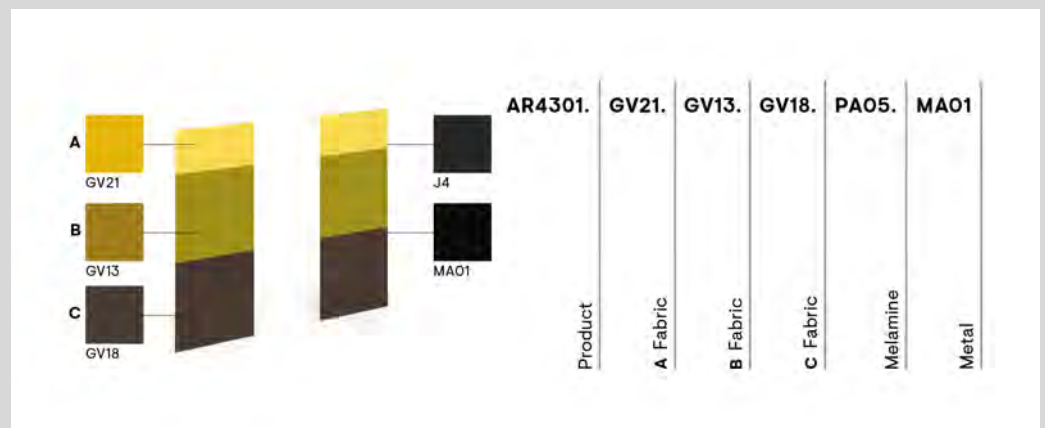
AR4104.	PA07.	MA01.	SA01
Product	Melamine	Metal	Glass

Step 02



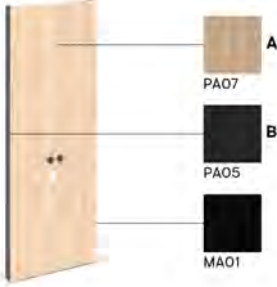
Step 03

If external walls are ordered with glass panes skip this step.

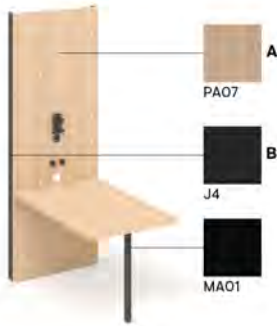


Step 04


Power socket or power unit should be ordered separately.



G4J0H21.	PA07.	PA05.	MA01.	EU
Product	A Melamine	B Melamine	Metal	Power socket standard

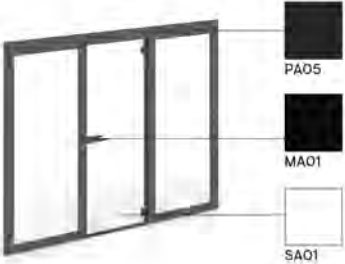


ARU405.	PA07.	PA05.	MA01.	EU
Product	A Melamine	B Melamine	Metal	Power socket standard



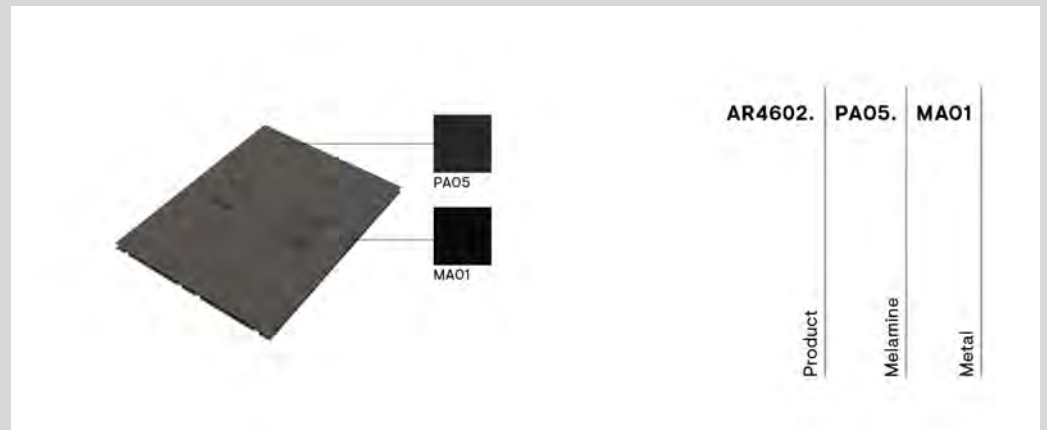
ARU406.	PA07.	PA05.	MA01.	EU
Product	A Melamine	B Melamine	Metal	Power socket standard

Step 05



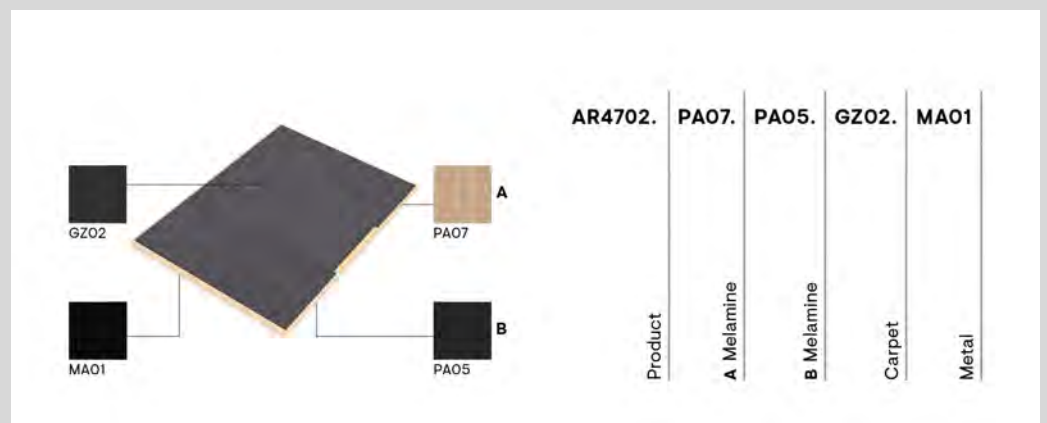

ARU541.	PA05.	MA01.	SA01
Product	Melamine	Metal	Glass





Step 06














Step 07






This step is optional.







Description	W	D	H	Code	Price, GBP (RRP)					
					A B C Fabric:					
					Berta	Austea, Step/ Step Melange	Synergy, Velito Presto			
					Melamine: PA05					
					Metal: MA01					
	2776	1959	2235	AR4101	4069	5642	6959			
					Melamine:					
					PA01 PA07 PA06 PA03 PA02	PA08 PA09 PA04 PA10 PA05				
					Metal: MA01					
	2776	1956	2235	AR4102	2810	3305				
					A B C Fabric:					
					Berta	Austea	Step/ Step Melange	Synergy	Velito Presto	
					A Melamine:					
					PA01 PA08 PA01 PA08 PA01 PA08 PA07 PA09 PA07 PA09 PA07 PA09 PA06 PA04 PA06 PA04 PA06 PA04 PA03 PA10 PA03 PA10 PA03 PA10 PA02 PA05 PA02 PA05 PA02 PA05					
					B Melamine: PA05					
					Metal: MA01					
					Glass: 1					
! Skip STEP 3 if AR4103 or AR4104 is selected										
	2776	1959	2235	AR4103	5544	5655	6444	6555	7184	7295
					Melamine:					
					PA01 PA07 PA06 PA03 PA02	PA08 PA09 PA04 PA10 PA05				
					Metal: MA01					
					Glass: 1					
	2776	1956	2235	AR4104	4820	5227				






Description	W	D	H	Code	Price, GBP (RRP)		
					A	B	C
					Fabric:		
					Berta	Austea, Step/ Step Melange	Synergy, Velito Presto
					Melamine: PA05		
					Metal: MA01		
 STEP 2/6. Internal acoustic walls. Upholstered with fabric	930	76	2150	AR4201	3476	4448	5220
! Skip STEP 3 if AR4103 or AR4104 is selected							
 STEP 3/6. Internal front walls. Upholstered with fabric	871	39	2150	AR4301	960	1426	1848
					Melamine:		
					PA01 PA07 PA06 PA03 PA02	PA08 PA09 PA04 PA10 PA05	
					Metal: MA01		
 STEP 3/6. Internal front walls. Melamine	871	36	2150	AR4302	510	628	
					A Melamine:		
					PA01 PA07 PA06 PA03 PA02	PA08 PA09 PA04 PA10 PA05	
					B Melamine: PA05		
					Metal: MA01		
					Power socket standard: EU UK FR CH		
! G6F0213 or G6F0212 must be ordered as a separate product.							
 STEP 4/6. Internal front central wall with cut-out for power socket and electronic control system. Cable guides are on both sides of the wall.	800	96	2150	G4J0H21	4775	4820	
! G6F0213 or G6F0212 and G6F0361 must be ordered as a separate product.							
 STEP 4/6. Internal front central wall with table (H=720 mm), VESA mount and electronic control system.	800	1296	2150	ARU405	5769	5846	

Description	W	D	H	Code	Price, GBP (RRP)			
					A Melamine:			
					PA01 PA07 PA06 PA03	PA08 PA09 PA04 PA10		
					PA02 PA05			
					B Melamine: PA05			
					Metal: MA01			
					Power socket standard: EU UK FR CH			
	800	1296	2150	ARU406	5776		5853	
! G6F0528, G6F0529, G6F0530 or G6F0531 must be ordered as a separate product.								
	800	96	2150	G4J0H24	4775		4820	
! G6F0528, G6F0529, G6F0530 or G6F0531 and G6F0361 must be ordered as a separate product.								
	800	1296	2150	ARU408	5769		5846	
	800	1296	2150	ARU409	5776		5853	
! Must be ordered for G4J0H21, ARU405, ARU406					Power socket standard: EU UK FR CH			
	Ø 90		66	G6F0213	126	140	148	181
	Ø 90		66	G6F0212	318	325	340	344

Description	W	D	H	Code	Price, GBP (RRP)			
! Must be ordered for G4JOH24, ARU408, ARU409					Power socket standard: EU UK FR CH			
 Power unit with a metal frame and 4 sockets, GST18i3 extension cable 1 m	297	56	44	G6F0528	166	166	196	166
 Power unit with a metal frame and 2 sockets, twin USB fast charger (A+C, 30W), GST18i3 extension cable 1 m	297	56	44	G6F0529	288	288	310	288
 Power unit with a metal frame and 2 sockets and RJ45 port, RJ45 cable 3 m, GST18i3 extension cable 1 m	297	56	44	G6F0530	177	177	203	177
 Power unit with a metal frame and 2 sockets, twin USB fast charger (A+C, 30W) and RJ45 port, RJ45 cable 3 m, GST18i3 extension cable 1 m	297	56	44	G6F0531	410	410	425	410
 Power unit set for TV (inside use)	297	56	44	G6F0541	163	163	181	163

Melamine:										
PA01	PA07	PA06	PA03				PA08	PA09	PA04	PA10
				PA02				PA05		
Metal: MA01										
Glass: 1										

 STEP 5/6. R/H glass facade with doors. Metal frame with melamine cover. 8 mm tempered safety glass. Non-lockable doors	2776	56	2235	ARU541	5562				5637
 STEP 5/6. L/H glass facade with doors. Metal frame with melamine cover. 8 mm tempered safety glass. Non-lockable doors	2776	56	2235	ARU542	5562				5637
 STEP 5/6. R/H glass facade with doors. Metal frame with melamine cover. 8 mm tempered safety glass. Lockable doors.	2776	56	2235	ARU543	5714				5789
 STEP 5/6. L/H glass facade with doors. Metal frame with melamine cover. 8 mm tempered safety glass. Lockable doors.	2776	56	2235	ARU544	5714				5789

Description	W	D	H	Code	Price, GBP (RRP)
 STEP 6/6. Melamine ceiling with LED light and ventilation (air supply) system	2730	1935	78	AR4602	Melamine: PA05
					Metal: MA01
					3234
A Melamine:					
		PA01 PA07 PA06 PA03		PA08 PA09 PA04 PA10	
		PA02		PA05	
B Melamine: PA05					
Carpet: GZ02					
Metal: MA01					
 Melamine floor covered with carpet. Metal frame structure.	2773	1973	78	AR4702	3030
					3060
! If the product will be installed on the hard floor, we recommend to order G6F0211. ! AR4702 and G6F0211 should not be ordered together.					
 Carpet SILENT ROOM L	2580	1865	6,5	G6F0211	Carpet: GZ01
					1574
Plastic: TA09					
 Autonomous smoke alarm device	110	110	39	G6F0207	292
 Smoke alarm device for fire alarm system	104	104	35	G6F0208	111

SILENT ROOM XL



Technical information

External Walls

Options

- Upholstered with fabric (1)
- Melamine (2)
- Upholstered with fabric. Rear wall with glass (3)
- Melamine. Rear wall with glass (4)

5 panels upholstered with fabric

- Welded frame is made of metal tube 40x20 mm;
- Angular brackets are made of 40x40 mm metal tubes;
- Powder coated metal;
- Plastic feet with height levelling (+30 mm);
- 12 mm MFC (melamine);
- Covered with 3 mm foam;
- Upholstered with fabric.

1 solid panel from melamine

- Welded frame is made of metal tube 40x20 mm;
- Angular brackets are made of 40x40 mm metal tubes;
- Powder coated metal;
- Plastic feet with height levelling (+30 mm);
- 16 mm MFC (melamine) with 1 mm ABS edging.


Walls with glass panes

- Welded frame is made of metal tube 40x20 mm;
- Powder coated metal;
- Inside gasket is made of 12 mm MFC (melamine) with 1 mm ABS edging;
- Front sides and top of the metal frame are covered with 16 mm MFC (melamine) with 1 mm ABS edging;
- 8 mm TSG (tempered safety glass), clear.

1



2



3



4



Internal acoustic walls (1)

Panels upholstered with fabric

- Frame is made of 40x20 mm metal tube;
- Powder coated metal;
- 12 mm MFC (melamine);
- 40 mm of acoustic foam;
- Upholstered with fabric.

Internal front wall

Options

- Upholstered with fabric (2)
- Melamine panel (3)
- If you order external walls with glass panes, you do not need to choose internal front wall


Panels upholstered with fabric

- Frame is made of 40x20 mm metal tube;
- Powder coated metal;
- 12 mm MFC (melamine);
- Covered with 3 mm foam;
- Upholstered with fabric.

Melamine panel

- Frame is made of 40x20 mm metal tube;
- Powder coated metal;
- 16 mm MFC (melamine) with 1 mm ABS edging.

1



2



3



Internal front central wall

Options

- Internal front central wall with electronic control system (1)
- Internal front central wall with low table, VESA mount and electronic control system (2)
- Internal front central wall with high table, VESA mount and electronic control system (3)

Wall with control unit

- Top front panel is made of 16 mm MFC with 1 mm ABS edging;
- Bottom front panel with hinges is made of 16 mm MFC with 1 mm ABS edging;
- Sides and internal construction parts are made of 16 mm MFC with 0,5 mm ABS edging;
- Ventilation and lighting dimming knobs are made of PA 2200 (Nylon);
- Cable guides are located on both sides of the wall (only for units without tables).

Table

- 720 mm or 1050 mm tabletop height option;
- Tabletop is made of 16 mm MFC (melamine) with 1 mm ABS edging;
- Box for wires (135x150x100 mm) underneath the table top is made of 1 mm powder coated metal sheet;
- Table frame is made of 40x20 mm metal tube;
- Top of the leg is made of 70x20 mm metal tube;
- Leg base is made of 40x40 mm metal tube;
- Powder coated metal;
- Feet with height levelling (+10 mm).

Control box (3)

- Input (GST18i3 male): 100-240 V;
- Output (GST18i3 female): 100-240 V;
- Frequency: 50/60 Hz;
- Power cable: EU, UK, FR, CH, US – GST18i3 female, 3 m;
- Power output cable length: 0,5 m - GST18i3 male - GST18i3 female;
- Power consumption – max. 229W, standby 4,5W.

Screen bracket

- Screen bracket base is made from 70x20 mm powder coated metal tube;
- VESA plate (120x120 mm) is made of 2 mm metal sheet;
- VESA standards – 75x75 mm, 100x100 mm and recommended weight is up to 10 kg;
- Recommended screen size is up to 32”;
- VESA plate can be fixed to the holder in 3 different heights;
- Bolts for flat screen assembly are not included.



Ceiling (1)

Composition

- Double layered ceilings are made of 12 mm top and 16 mm bottom MFC (melamine) panels with 1 mm ABS edging;
- Frame is made of 50x20 mm metal tube;
- 2 PIR sensors mounted in to central ceiling segment;
- Fan grills are made of 1 mm metal sheet;
- Powder coated metal;
- Air supply duct inside glued with acoustic foam;
- Ø60 mm cable grommet for optional power supply from ceiling.


Lighting

- 9x LED modules (8,92W) colour temperature approx. 3000 K dimmable;
- 9x LED housing (asymmetrical) made of aluminium;
- Replacement for LED modules can only be purchased from the manufacturer.

Ventilation

- 16x air supply fans are located in central segment of the ceilings;
- 2x air exhaust slots are located in central segment of the ceilings for natural ventilation;
- Maximum airflow approx. 1600 m³/h.

1



Glass facade with doors (1)

Doors

- Left-handed or right-handed option;
- Metal door frame is made of 40x40 mm tube and 40x8 mm steel rod;
- Powder coated metal;
- Aluminium profiles with PVC sealing fixed to internal sides and top and bottom of door frame;
- Top of the metal frame is covered with 16 mm MFC (melamine) with 1 mm ABS edging;
- 8 mm TSG (tempered safety glass), clear;
- Clear width of a door opening - 820 mm.

Glass facade

- Metal door frame is made of 40x20 mm tube;
- Powder coated metal;
- Inside gasket is made of 12 mm MFC (melamine) with 1 mm ABS edging;
- Front sides and top of the metal frame are covered with 16 mm MFC (melamine) with 1 mm ABS edging;
- 8 mm TSG (tempered safety glass), clear.

Floors (2)

- Metal floor frame is made of 40x40 mm and 40x20 mm tube;
- Powder coated metal;
- Floor panels are made of 25 mm MFC with 0,5 mm ABS edging;
- Floor carpet thickness 3 mm, made of PA6 (40%) and PP (60%);
- Skirting boards made of 16 mm MFC with 1 mm ABS edging;
- Plastic feet with height levelling (+30 mm).

1



2



Electrical specification

Universal power units with metal frame (1)

Power unit frame

1, 2, and 3 mm powder-coated metal sheet construction;
Fits in NARBUTAS' desk and media wall cut-outs, with fixings suitable for 16–25 mm panel thicknesses;
Blanking plates can be easily replaced with power or data modules, where applicable;
Integrated cable strain relief.

Electrical specification

Power socket standards: EU, FR, UK, CH, US;
GST18i3 connection standard;
AC power sockets 110–240 V (GST18i3 in/out connectors);
Fused UK sockets (resettable, 3.15 A each);
Twin USB fast charger (A+C, 30 W) (GST18i3 in connector only);
RJ45 socket with hardwired CAT5e 3 m flylead terminating with RJ45 plug;
1 m GST18i3 extension cable included.

Power unit set for TV (inside use) (2)

Power unit frame

1 mm powder-coated metal sheet construction;
Cut-outs to accommodate various power and data socket sets;
Blanking plates can be easily replaced with power or data modules, where applicable;
Integrated cable strain relief.

Electrical specification

Power socket standards: EU, FR, UK, CH, US;
GST18i3 connection standard;
AC power sockets 110–240 V (GST18i3 in/out connectors);
Fused UK sockets (resettable, 3.15 A each).

Distributor block with extension cable

Distributor block with GST18i3 plug and up to 5 GST18i3 sockets;
Soft 0.5 m extension cable with GST18i3 socket and GST18i3 plug;
Soft 0.5 m extension cable with GST18i3 socket and GST18i3 plug with AWG marking for the US market.

1



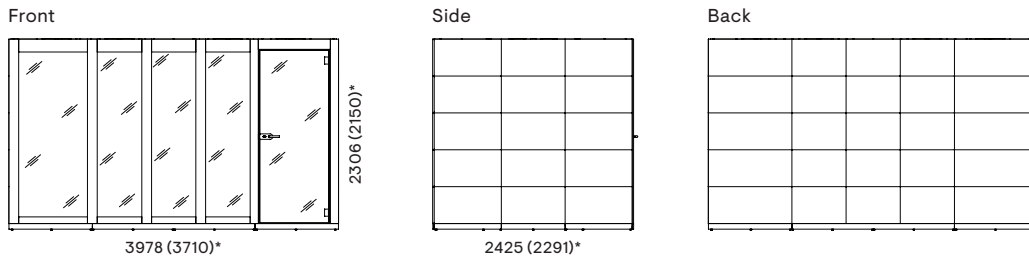
2



Range

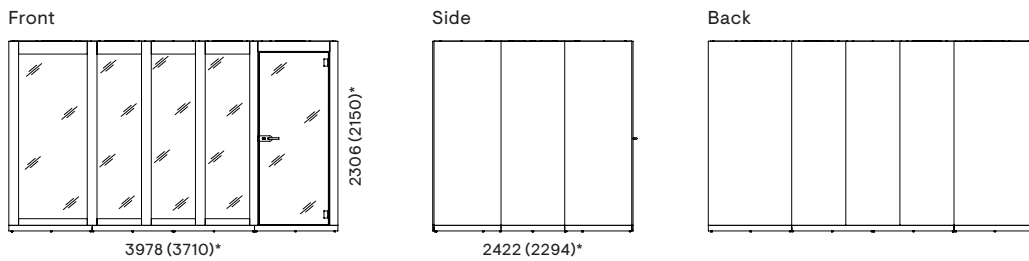
Fabric + fabric back version with floor

Product weight: 1310 kg



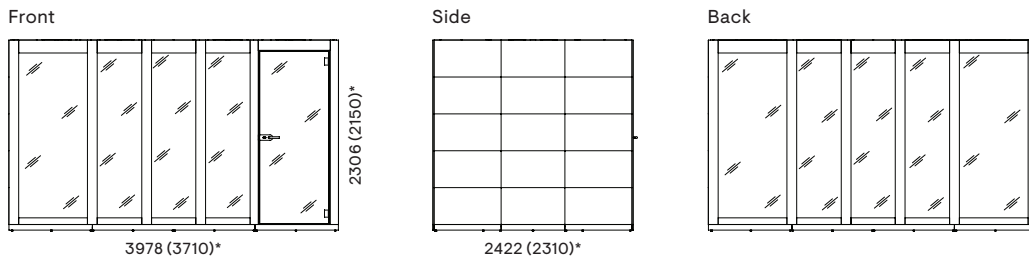
Melamine + melamine back version with floor

Product weight: 1365 kg



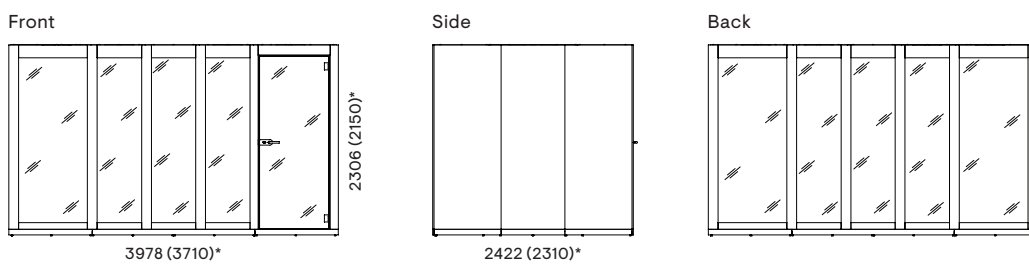
Fabric + glass back version with floor

Product weight: 1292 kg



Melamine + glass back version with floor

Product weight: 1315 kg



* External dimension (internal dimension)

!

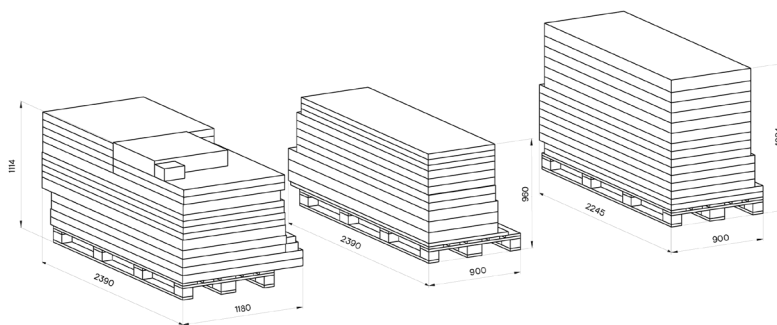
Recommended height of the space for SILENT ROOM installation – ≥ 2470 mm.

Additional information

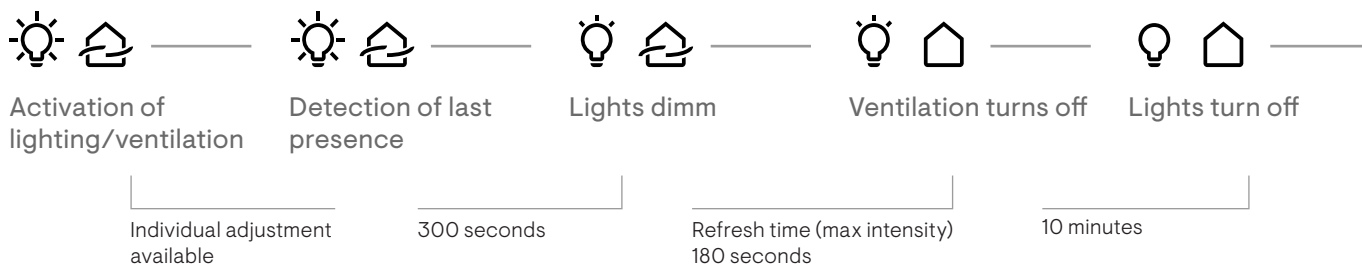
Shipping dimensions

WxDxH:
 2390x1180x1114 mm, 2390x900x960 mm,
 2245x900x1294 mm – 3 palletes
 (Accessories are not included)

Height of shipping dimensions will be slightly smaller for SILENT ROOM with external rear wall with glass panes.



Automatic operation



Information about available accessories for this range can be found in our product pricelists.

Ordering example

Step 01

If external walls with glass panes are ordered skip Step 03.

AR8101.	GV22.	GV09.	GV19.	PA05.	MA01
Product	A Fabric	B Fabric	C Fabric	Melamine	Metal

AR8102.	PA07.	MA01
Product	Melamine	Metal

AR8103.	GV22.	GV09.	GV19.	PA07.	PA05.	MA01.	SA01
Product	A Fabric	B Fabric	C Fabric	A Melamine	B Melamine	Metal	Glass

AR8104.	PA07.	MA01.	SA01
Product	Melamine	Metal	Glass

Step 02

Diagram illustrating the assembly of a wall panel for Step 02. Three fabric options (A, B, C) are shown on the left, each with a corresponding color swatch and label: A (yellow, GV21), B (olive green, GV13), and C (dark brown, GV18). These are combined with two melamine options (PA05, MA01) to form a wall panel. The resulting wall panel is shown in the center, with lines indicating the placement of the fabric and melamine components.

Product	AR8201.	GV21.	GV13.	GV18.	PA05.	MA01
		A Fabric	B Fabric	C Fabric	Melamine	Metal

Step 03

If external walls are ordered with glass panes skip this step.

Diagram illustrating the assembly of a wall panel for Step 03. Three fabric options (A, B, C) are shown on the left, each with a corresponding color swatch and label: A (yellow, GV21), B (olive green, GV13), and C (dark brown, GV18). These are combined with two melamine options (PA05, MA01) to form a wall panel. The resulting wall panel is shown in the center, with lines indicating the placement of the fabric and melamine components.

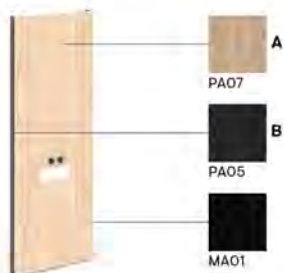
Product	AR8301.	GV21.	GV13.	GV18.	PA05.	MA01
		A Fabric	B Fabric	C Fabric	Melamine	Metal

Diagram illustrating the assembly of a wall panel for Step 03. A wood-grain panel is shown on the left, with lines indicating the placement of the melamine and metal components. The resulting wall panel is shown in the center, with lines indicating the placement of the melamine and metal components.

Product	AR8302.	PA07.	MA01
		Melamine	Metal

Step 04

Power socket or power unit should be ordered separately.



G4J0H27.	PA07.	PA05.	MA01.	EU
Product	A Melamine	B Melamine	Metal	Power socket standard

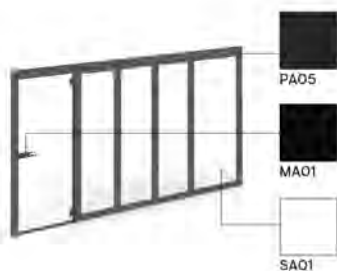


ARU416.	PA07.	PA05.	MA01.	EU
Product	A Melamine	B Melamine	Metal	Power socket standard



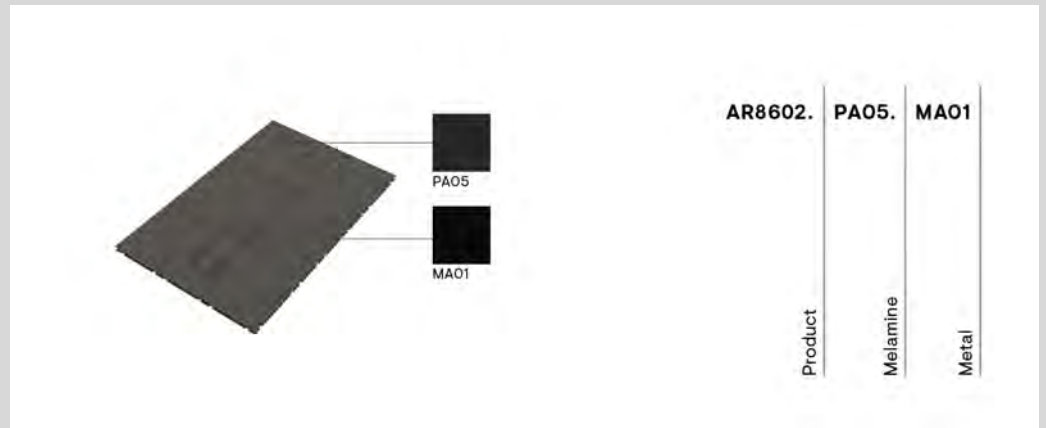
ARU417.	PA07.	PA05.	MA01.	EU
Product	A Melamine	B Melamine	Metal	Power socket standard

Step 05

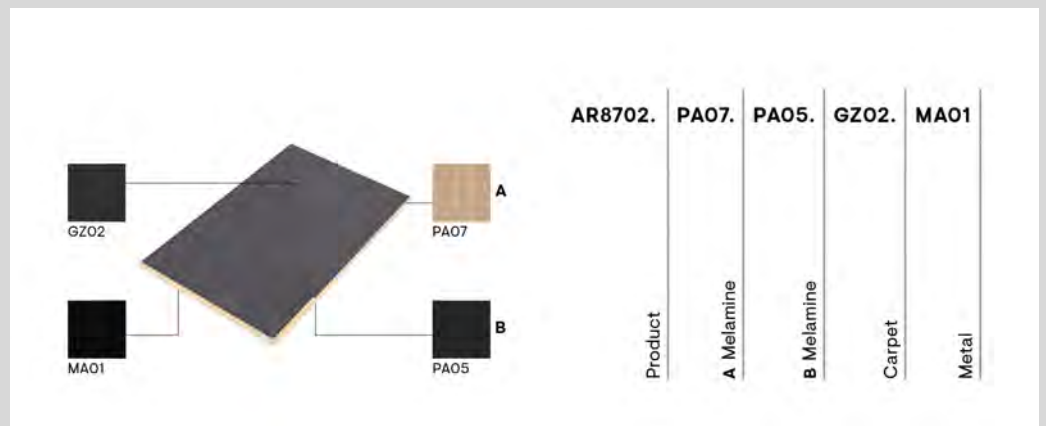






ARU581.	PA05.	MA01.	SA01
Product	Melamine	Metal	Glass







Step 06








Step 07



Description	W	D	H	Code	Price, GBP (RRP)					
					A B C Fabric:					
					Berta	Austea, Step/ Step Melange	Synergy, Velito Presto			
					Melamine: PA05					
					Metal: MA01					
 STEP 1/7. External walls. Upholstered with fabric	3978	2409	2225	AR8101	7705	9851	11664			
					Melamine:					
					PA01 PA07 PA06 PA03 PA02	PA08 PA09 PA04 PA10 PA05				
					Metal: MA01					
 STEP 1/7. External walls. Melamine	3978	2406	2225	AR8102	6121	6248				
					A B C Fabric:					
					Berta	Austea	Step/ Step Melange	Synergy	Velito Presto	
					A Melamine:					
					PA01 PA07 PA06 PA03 PA02	PA08 PA09 PA04 PA10 PA05	PA01 PA07 PA06 PA03 PA02	PA08 PA09 PA04 PA10 PA05	PA01 PA07 PA06 PA03 PA02	PA08 PA09 PA04 PA10 PA05
					B Melamine: PA05					
					Metal: MA01					
					Glass: 1					
 STEP 1/7. External walls. Upholstered with fabric. Rear wall with glass.	3978	2406	2225	AR8103	10981	11043	12167	12229	13159	13221
					Melamine:					
					PA01 PA07 PA06 PA03 PA02	PA08 PA09 PA04 PA10 PA05				
					Metal: MA01					
					Glass: 1					
 STEP 1/7. External walls. Melamine. Rear wall with glass.	3978	2406	2225	AR8104	10111	10245				

Description	W	D	H	Code	Price, GBP (RRP)		
					A	B	C
					Fabric:		
					Berta	Austea, Step/ Step Melange	Synergy, Velito Presto
					Melamine: PA05		
					Metal: MA01		
 STEP 2/7. Internal acoustic walls. Upholstered with fabric	770	76	2150	AR8201	3805	4860	5765
! Skip STEP 3 if AR8103 or AR8104 is selected							
 STEP 3/7. Internal front walls. Upholstered with fabric	3745	39	2150	AR8301	2489	3605	4415
					Melamine:		
					PA01 PA07 PA06 PA03 PA02	PA08 PA09 PA04 PA10 PA05	
					Metal: MA01		
 STEP 3/7. Internal front walls. Melamine	3745	36	2150	AR8302	1706		1761
					A Melamine:		
					PA01 PA07 PA06 PA03 PA02	PA08 PA09 PA04 PA10 PA05	
					B Melamine: PA05		
					Metal: MA01		
! G6F0528, G6F0529, G6F0530 or G6F0531 must be ordered as a separate product.							
 STEP 4/7. Internal front central wall with cut-out for power unit and electronic control system. Cable guides are on both sides of the wall.	770	96	2150	G4J0H27	4964		5004
! G6F0528, G6F0529, G6F0530 or G6F0531 and G6F0361 must be ordered as a separate product.							
 STEP 4/7. Internal front central wall with table (H=720 mm), VESA mount and electronic control system.	770	2446	2150	ARU416	5558		5632
 STEP 4/7. Internal front central wall with table (H=1050 mm), VESA mount and electronic control system.	770	2446	2150	ARU417	5599		5673
! Must be ordered for G4J0H27, ARU416, ARU417							

Description	W	D	H	Code	Price, GBP (RRP)					
 Power unit with a metal frame and 4 sockets, GST18i3 extension cable 1 m	297	56	44	G6F0528	Power socket standard: EU UK FR CH					
					166	166	196	166		
					 Power unit with a metal frame and 2 sockets, twin USB fast charger (A+C, 30W), GST18i3 extension cable 1 m	288	288	310	288	
						 Power unit with a metal frame and 2 sockets and RJ45 port, RJ45 cable 3 m, GST18i3 extension cable 1 m	177	177	203	177
							 Power unit with a metal frame and 2 sockets, twin USB fast charger (A+C, 30W) and RJ45 port, RJ45 cable 3 m, GST18i3 extension cable 1 m	410	410	425
 Power unit set for TV (inside use)	297	56	44	G6F0541	163	163	181	163		

Melamine:

PA01	PA07	PA06	PA03	PA08	PA09	PA04	PA10
	PA02				PA05		

Metal: MA01

Glass: 1

! Doors can be assembled in either left or right corner of glass facade



STEP 5/7. R/H glass facade with doors. Metal frame with melamine cover. 8 mm tempered safety glass. Non-lockable doors

8363

8403



STEP 5/7. L/H glass facade with doors. Metal frame with melamine cover. 8 mm tempered safety glass. Non-lockable doors

8363

8403



STEP 5/7. R/H glass facade with doors. Metal frame with melamine cover. 8 mm tempered safety glass. Lockable doors.

8581





8621



STEP 5/7. L/H glass facade with doors. Metal frame with melamine cover. 8 mm tempered safety glass. Lockable doors.

8581

8621

Description	W	D	H	Code	Price, GBP (RRP)												
 STEP 6/7. Melamine ceiling with LED light and ventilation (air supply) system	3932	2380	78	AR8602	Melamine: PA05												
					Metal: MA01												
					10051												
					<hr/> A Melamine: <table border="1" style="margin-left: auto; margin-right: auto;"> <tr> <td>PA01</td> <td>PA07</td> <td>PA06</td> <td>PA03</td> <td>PA08</td> <td>PA09</td> <td>PA04</td> <td>PA10</td> </tr> <tr> <td colspan="3">PA02</td> <td colspan="5">PA05</td> </tr> </table>		PA01	PA07	PA06	PA03	PA08	PA09	PA04	PA10	PA02		
PA01	PA07	PA06	PA03	PA08	PA09	PA04	PA10										
PA02			PA05														
B Melamine: PA05																	
Carpet: GZ02																	
Metal: MA01																	
 STEP 7/7. Melamine floor covered with carpet. Metal frame structure.	3975	2423	78	AR8702	4984												
					5002												
 Autonomous smoke alarm device	110	110	39	G6F0207	Plastic: TA09												
					292												
 Smoke alarm device for fire alarm system	104	104	35	G6F0208	111												

MY SPACE

acoustic furniture



TECHNICAL INFORMATION

FEATURES

- Easily movable space dividing screens
- Quick and easy screen connection
- Certified sound absorption - class C

Screen composition

- Made of 16 mm chipboard;
- Covered with 10 mm acoustic foam;
- Upholstered with fabric.
- 3 type screens for various applications – plain, one side bracket for one desktop, two side bracket for two desk.

Desktop with metal frame and brackets

- Have to be ordered separately for specific screen combinations;
- 25 mm MFC (melamine) with 2 mm ABS edging;
- Metal fittings for fixing to screens in powder coated metal;
- Metal tube – 30x20 mm in powder coated metal.

Single leg table with brackets (for single screen)

- Have to be ordered separately for specific screen combinations;
- 25 mm MFC (melamine) with 2 mm ABS edging;
- Metal fittings for fixing to screen in powder coated metal;
- Metal leg – 40x40 mm in powder coated metal.


Feet and top joints

- Have to be ordered separately for specific screen combinations;
- Single foot and matching fixator are under one purchase code thus have the same metal colour.

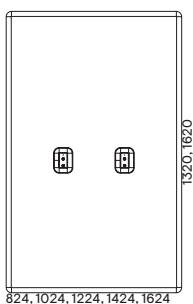
RANGE

SCREENS

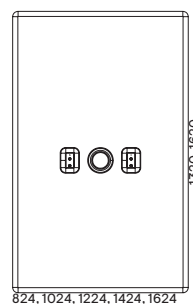
For use without desktop
(without desktop brackets)



For use with desktop
(desktop brackets on one side)



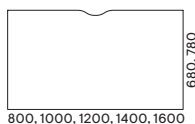
For use with desktop
(desktop brackets on both sides)



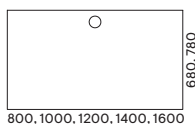
DESKTOPS

Rectangular

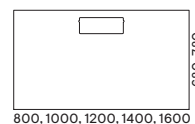
Desktop with a cut-out (scallop)



Desktop with a cut-out for Ø80 mm grommet



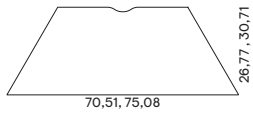
Desktop with a cut-out for rectangular grommet



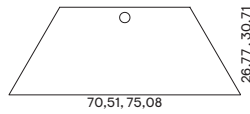
ATTENTION! This type of desktops only usable with 824 mm screens on sides (680 / 780 mm).

Trapezoidal

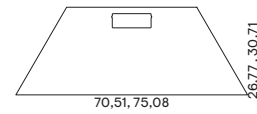
Desktop with a cut-out (scallop)



Desktop with a cut-out for Ø80 mm grommet



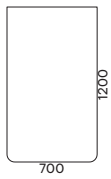
Desktop with a cut-out for rectangular grommet



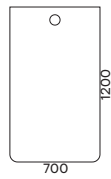
ATTENTION! This type of desktops only usable with 1024 mm width screens.

SINGLE LEG TABLES

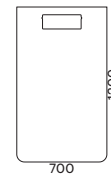
Plain desktop



Desktop with a cut-out for Ø80 mm grommet



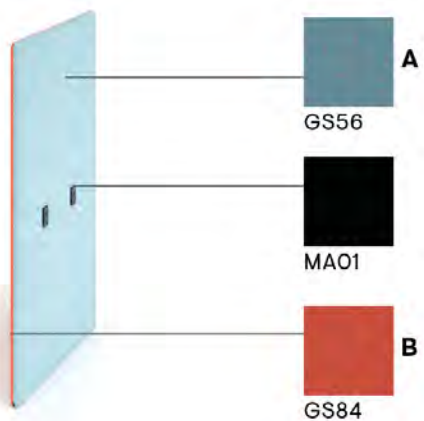
Desktop with a cut-out for rectangular grommet



ATTENTION! This type of tables only usable with 824 / 1024 mm width screens.

Ordering example

Code structure







G4A0331.	GS56.	GS84.	MA01
Product	A Fabric (inside)	B Fabric (outside)	Fixator metal








AST120.	PA07.	MA01
Product	Melamine	Metal



ASD080.	PA07.	MA01
Product	Melamine	Metal

	Description	W	D	H	Code	Price, GBP (RRP)		
						(A) (B) Fabric:		
						Berta	Austea, Lucia	Synergy, Velito, Presto, Step/Step Melange
	Screen without desktop fittings	824	36	1320	G4A0326	237	344	392
		1024	36	1320	G4A0327	299	418	484
		1224	36	1320	G4A0328	351	499	573
		1424	36	1320	G4A0329	407	573	654
		1624	36	1320	G4A0330	458	650	736
	Screen without desktop fittings	824	36	1620	G4A0341	299	377	421
		1024	36	1620	G4A0342	377	469	521
		1224	36	1620	G4A0343	444	547	614
		1424	36	1620	G4A0344	506	636	702
		1624	36	1620	G4A0345	573	713	798
						(A) (B) Fabric:		
						Berta	Austea, Lucia	Synergy, Velito, Presto, Step/Step Melange
						Painted metal part: MA01 MA02 MA03 MA04		
	Screen with desktop fittings for one side	824	36	1320	G4A0331	255	347	403
		1024	36	1320	G4A0332	307	425	488
		1224	36	1320	G4A0333	355	506	577
		1424	36	1320	G4A0334	410	577	658
		1624	36	1320	G4A0335	466	654	750
	Screen with desktop fittings for two sides and Ø 80 mm grommet	824	36	1320	G4A0336	266	370	410
		1024	36	1320	G4A0337	318	436	499
		1224	36	1320	G4A0338	377	517	588
		1424	36	1320	G4A0339	425	591	673
		1624	36	1320	G4A0340	484	673	758

	Description	W	D	H	Code	Price, GBP (RRP)		
						(A) (B) Fabric:		
						Berta	Austea, Lucia	Synergy, Velito Presto, Step/Step Melange
						Painted metal part: MA01 MA02 MA03 MA04		
	Screen with desktop fittings for one side	824	36	1620	G4A0346	307	381	425
		1024	36	1620	G4A0347	388	477	532
		1224	36	1620	G4A0348	451	554	621
		1424	36	1620	G4A0349	510	639	710
		1624	36	1620	G4A0350	577	717	802
	Screen with desktop fittings for two sides and Ø 80 mm grommet	824	36	1620	G4A0351	318	395	436
		1024	36	1620	G4A0352	395	492	540
		1224	36	1620	G4A0353	466	573	636
		1424	36	1620	G4A0354	540	673	736
		1624	36	1620	G4A0355	591	736	809
						Melamine:		
						PA06 PA07 PA09 PA10 PA01 PA03 PA02 PA08 PA05 PA04		
						Painted metal part: MA01 MA02 MA03 MA04		
	Desktop with a cut-out (scallop) for wire management and metal frame. Height adjustment 720 - 780 mm.	800	680	25	ASD080	148	159	
		1000	680	25	ASD100	166	181	
		1200	680	25	ASD120	173	196	
		1400	680	25	ASD140	188	211	
		1600	680	25	ASD160	204	229	
		800	780	25	ASD081	156	167	
		1000	780	25	ASD101	170	188	
		1200	780	25	ASD121	181	207	
		1400	780	25	ASD141	200	225	
		1600	780	25	ASD161	215	248	

	Description	W	D	H	Code	Price, GBP (RRP)						
						Melamine:						
						PA06	PA07		PA09	PA10		
						PA01	PA03	PA02	PA08	PA05	PA04	
						Painted metal part: MA01 MA02						
									MA03	MA04		
	Desktop with a cut-out for Ø80 mm grommet and metal frame. Height adjustment 720 - 780 mm.	800	680	25	ASD082	148			159			
		1000	680	25	ASD102	162			181			
		1200	680	25	ASD122	173			196			
		1400	680	25	ASD142	188			211			
		1600	680	25	ASD162	204			229			
		800	780	25	ASD083	156			167			
		1000	780	25	ASD103	170			188			
		1200	780	25	ASD123	181			207			
		1400	780	25	ASD143	200			225			
		1600	780	25	ASD163	215			248			
	Desktop with a cut-out for grommet and metal frame. Height adjustment 720 - 780 mm.	800	680	25	ASD084	148			159			
		1000	680	25	ASD104	166			181			
		1200	680	25	ASD124	173			196			
		1400	680	25	ASD144	188			211			
		1600	680	25	ASD164	204			229			
		800	780	25	ASD085	156			167			
		1000	780	25	ASD105	170			188			
		1200	780	25	ASD125	181			207			
		1400	780	25	ASD145	200			225			
		1600	780	25	ASD165	215			248			

	Description	W	D	H	Code	Price, GBP (RRP)						
						Melamine:						
						PA06	PA07		PA09	PA10		
						PA01	PA03	PA02	PA08	PA05	PA04	
						Painted metal part: MA01 MA02						
						MA03	MA04					
	Desktop with a cut-out (scallop) for wire management and metal frame. Height adjustment 720 - 780 mm.	1791	680	25	ASD170		218					255
		1907	780	25	ASD190		241					277
	Desktop with a cut-out for Ø80 mm grommet and metal frame. Height adjustment 720 - 780 mm.	1791	680	25	ASD171		218					255
		1907	780	25	ASD191		241					281
	Desktop with a cut-out for grommet and metal frame. Height adjustment 720 - 780 mm.	1791	680	25	ASD172		218					255
		1907	780	25	ASD192		241					281
	Table with one leg and metal frame.	1200	700	720	AST120		222					248
	Table with Ø80 mm cut-out and one leg.	1200	700	720	AST121		222					248
	Table with cut-out, one leg and metal frame.	1200	700	720	AST122		222					248

	Description	W	D	H	Code	Price, GBP (RRP)
						Painted metal part: MA01 MA02 MA03 MA04
	Metal leg "O"	30	30	69	G3P0024	22
	Metal leg "L" (90°) and top joint	98	98	70	G3P0025	44
	Metal leg "T" (90°) and top joint	166	98	70	G3P0026	67
	Metal leg "X" (90°) and top joint	166	166	70	G3P0027	81
	Metal leg "I" and top joint	150	30	70	G3P0028	44
	Metal leg "V" (120°) and top joint	130	90	70	G3P0029	44
	Metal leg "Y" (120°) and top joint	150	130	70	G3P0030	70
	Rectangular metal desk grommet	317	119	27	G6F0147	78
						Plastic part: MA01 MA02 MA03
	Cable port	Ø 80			G6F0376	15

PARTHOS

Quality standard

EN 1023-2 (section 4.2)
ISO 20189
ISO 354




Technical information

Types

- Acoustic column (1)
- Acoustic column with space for plant pot (2)
- Acoustic column with hooks (3)
- Acoustic column with power socket (4)


1



2



3



4



Surface cover

- Cover made of PET fiber board 9 mm, with vertical pattern;
- The top cover is made of PET fiber board 9 mm.

Internal structure

- Welded metal frame made of 20x20 mm metal tube and 2 mm metal sheet;
- Powder-coated metal;
- Concrete counterweight.

Base

- 36 mm MFC (melamine) with 2 mm ABS edging;
- Adjustable height levelling feet, H=9 – 14 mm, 6 pcs.

Acoustic fill

- Fabric off-cuts from the production are used as an acoustic filler;
- Composition of acoustic filler – mix of polyester and cotton.

Coat hanger hooks

- Hooks made of 1,5 mm metal sheet, 6 pcs;
- Powder – coated metal;
- Dimensions – 30x25x120 mm;
- Recommended maximum weight per hook – 2 kg.

Cut-out for flower pot on the top panel

- Interior covered with PET fiber board;
- Cut-out diameter – 230 mm;
- Cut-out depth – 170 mm.


Power socket

- Power socket 100 – 230 V;
- Power socket standards: EU, FR, UK, CH, US;
- The hardwired power cord to GST18i3 800 mm;
- Power supply cable length: 2 m.


Available configurations for power sockets

- 3 x AC power sockets;
- 2 x AC power sockets, USB fast charger (USB Type A+C, 25W);
- 3 x AC power sockets, wireless charger (10W) (except US market);
- 2 x AC power sockets, 1 x USB fast charger (USB Type A+C, 25W), wireless charger (10W) (except US market)


Ordering example



G400001.	BA11.	PA05.	ZP10
Product	PET felt	Base	Pattern



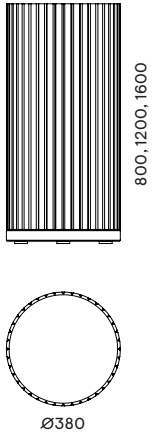
G400008.	BA02.	PA05.	ZP10.	EU
Product	PET felt	Base	Pattern	Power socket standard



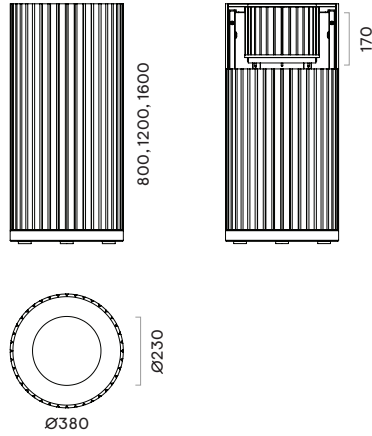
G400007.	BA07.	PA05.	MA01.	ZP10
Product	PET felt	Base	Metal	Pattern

Range


Acoustic column (1)



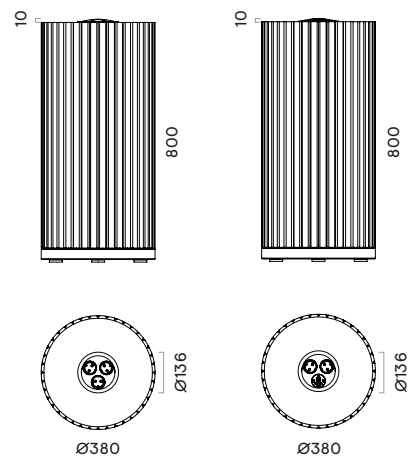
Acoustic column with space for plant pot (2)



Acoustic column with hooks (3)




Acoustic column with power socket (4)




* Product weight may vary due to use of fabric off-cuts as acoustic filling.





Additional information

- Careless activity with the product may cause the cylinder to fall and result in damages or injuries. Please refrain from conducting the following: leaning, sitting on the product, or rolling the product.
- The product is shipped fully assembled. Exception: hooks need to be attached on site if the configuration with hooks was ordered.
- Slight PET Felt color deviations can occur due to use of recycled material in the production of the product. Some undyed fibers may be present on the surface of the product.
- There may be slight variations in the weight and volume of the fabrics due to nature of acoustic fill.
- Some loose fabrics fibers or strings can be found on the surface of product after unpacking or after the product was moved around the office.
- Live plants should be placed inside plastic pot before placing them inside product.



- The Recommended maximum weight per hook is 2 kg. Exceeding maximum recommended weight or concentrating heavy load on single side of the product may result in tipping of the product.
- Do not place any open containers with liquid on top of the product as liquid spill may cause damages to electrical components.
- Power socket with wireless function must be flipped to access wireless charger.



Description	W	D	H	Code	Price, GBP (RRP)				
					PET felt				
					Melamine : PA05				
					Pattern type: ZP10				
	Acoustic column	Ø380		800	G4O0001	776			
		Ø380		1200	G4O0002	1124			
		Ø380		1600	G4O0003	1231			
	Acoustic column with space for plant pot (Ø230 x 170 mm)	Ø380		800	G4O0004	824			
		Ø380		1200	G4O0005	1168			
		Ø380		1600	G4O0006	1279			
					PET felt				
					Melamine : PA05				
					Metal: MA01				
					Pattern type: ZP10				
	Acoustic column with hooks	Ø380		1600	G4O0007	1353			
					PET felt				
					Melamine : PA05				
					Pattern type: ZP10				
					Power socket standard :				
					EU	FR	UK	CH	
	Acoustic column with power socket unit (3 x AC power sockets)	Ø380		800	G4O0008	1238	1238	1238	1401
	Acoustic column with power socket unit (2 x AC power sockets and 1 x USB type-A+C socket)	Ø380		800	G4O0009	1504	1504	1504	1641
	Acoustic column with power socket unit (3 x AC power sockets and wireless charger)	Ø380		800	G4O0010	1593	1593	1593	1733
	Acoustic column with power socket unit (2 x AC power sockets, 1 x USB type-A+C socket and wireless charger)	Ø380		800	G4O0011	1855	1855	1855	1988

SONUS S

Quality standard

ISO 23351-1:2020 (Speech level reduction class B)

Other documents available

Technical guide for SONUS S acoustic pods
User manual for SONUS S acoustic pods
Troubleshooting guide for SONUS S acoustic pods
NARBUTAS product care guide



Types

- Acoustic pod with PET felt back wall (1)
- Acoustic pod with PET felt back wall, ventilation and lighting controller (2)
- Acoustic pod with glass back wall (3)
- Acoustic pod with glass back wall, ventilation and lighting controller (4)



Acoustic pod with PET felt back wall

Side wall for HPL desktop and power socket

- 12 mm thick MDP (chipboard);
- 18 mm thick MDF (medium density fiberboard);
- 9 mm PET felt;
- 50x15 mm metal tube;
- Profiles made of 2 mm and 1 mm metal sheets;
- 30 mm acoustic foam;
- 30 mm plywood.

HPL desktop

- 26 mm MDF covered in HPL with sloping painted edges. The bottom edges of the tabletop are sloped 45°;
- Load capacity – 25 kg.

Power socket

- AC power socket (100-240 V) with integrated USB fast charger (USB Type A+C, max 5A).

PET felt back wall

- 25 mm thick MDP (chipboard);
- Welded and black powder coated metal frame;
- 9 mm thick PET felt.

MFC (melamine) panel or HPL panel

- 16 mm thick MFC panels with 1 mm ABS edging;
- 17 mm thick MDF covered in HPL with 1 mm ABS edging.

Left-handed or right-handed doors

- Powder coated aluminum profile with PVC sealing;
- 5+5 mm laminated and tempered safety glass (TSG), clear;
- Clear opening width of the door – 1100 mm;
- The top and bottom of the aluminum profile are covered with 16 mm MFC (melamine) panels with 1 mm ABS edging.

Double layered ceiling

- Top layer made of 12 mm thick MFC (melamine) panel with 1 mm ABS edging;
- Bottom layer made of 12 mm thick MDP (chipboard) and 9 mm thick PET felt;
- Powder coated metal profiles;
- Lid for the control unit made of a 1 mm powder coated metal sheet and 9 mm thick PET felt;
- PIR sensor mounted in the center of the ceiling;
- Fan grill made of powder coated metal sheet;
- Available power supply from the ceiling (Ø60 mm cable grommet included; slot not predrilled).

Floors

- Metal welded frame made of tube with 6 mm metal sheet support plate, powder-coated construction;
- Top layer made of 25 mm thick MFC (melamine) with 2 mm ABS edging;
- 3,5 mm thick floor carpet made of polyamide, with antistatic properties;
- Feet with height adjustment up to +45 mm;
- Optional castors available, made of zinc steel housing and polyurethane wheel.

Control box

- Input (GST18i3 male): 100-240 V;
- Output (GST18i3 female): 100-240 V;
- Frequency: 50/60 Hz;
- Power cable: EU, UK, FR, CH, US – GST18i3 female, 3 m;
- Power output cable length: 3 m - GST18i3 male - GST18i3 female;
- Power consumption – max 110W, standby 4,5W.

Lighting

- LED bar mounted into the ceiling (15,6 W), color temperature 4000K;
- Replacement LED can only be purchased from the manufacturer of the acoustic pod.

Ventilation

- 2x air supply fans are installed in the ceiling;
- Maximum airflow approx. 200 m³/h.

Power outlet

- AC power socket (100-240 V) with integrated USB fast charger (USB Type A+C, max 5A);
- Power socket standards: EU, FR, UK, CH, US.

Acoustic pod with PET felt back wall, ventilation and lighting controller

Side wall for HPL desktop and power socket

- 12 mm thick MDP (chipboard);
- 18 mm thick MDF (medium density fiberboard);
- 9 mm PET felt;
- 50x15 mm metal tube;
- Profiles made of 2 mm and 1 mm metal sheets;
- 30 mm acoustic foam;
- 30 mm plywood.

HPL desktop

- 26 mm MDF covered in HPL with sloping painted edges. The bottom edges of the tabletop are sloped 45°;
- Load capacity – 25 kg.

Power socket

- AC power socket (100-240 V) with integrated USB fast charger (USB Type A+C, max 5A).

Ventilation and lighting controller

- Ventilation and lighting dimming knobs are made of PA 2200 (Nylon).

PET felt back wall

- 25 mm thick MDP (chipboard);
- Welded and black powder coated metal frame;
- 9 mm thick PET felt.

MFC (melamine) panel or HPL panel

- 16 mm thick MFC panels with 1 mm ABS edging;
- 17 mm thick MDF covered in HPL with 1 mm ABS edging.

Left-handed or right-handed doors

- Powder coated aluminum profile with PVC sealing;
- 5+5 mm laminated and tempered safety glass (TSG), clear;
- Clear opening width of the door – 1100 mm;
- The top and bottom of the aluminum profile are covered with 16 mm MFC (melamine) panels with 1 mm ABS edging.

Double layered ceiling

- Top layer made of a 12 mm thick MFC (melamine) panel with 1 mm ABS edging;
- Bottom layer made of 12 mm thick MDP (chipboard) and 9 mm thick PET felt;
- Powder coated metal profiles;
- Lid for control unit made of 1 mm powder coated metal sheet and 9 mm thick PET felt;
- PIR sensor mounted in the center of the ceiling;

- Fan grill made of powder coated metal sheet;
- Available power supply from the ceiling (Ø60 mm cable grommet included; slot not predrilled).

Floors

- Metal welded frame made of tube with 6 mm metal sheet support plate, powder-coated construction;
- Top layer made of 25 mm thick MFC (melamine) with 2 mm ABS edging;
- 3,5 mm thick floor carpet made of polyamide, with antistatic properties;
- Feet with height adjustment up to +45 mm;
- Optional castors available, made of zinc steel housing and polyurethane wheel.

Control box

- Input (GST18i3 male): 100-240 V;
- Output (GST18i3 female): 100-240 V;
- Frequency: 50/60 Hz;
- Power cable: EU, UK, FR, CH, US – GST18i3 female, 3 m;
- Power output cable length: 3 m - GST18i3 male - GST18i3 female;
- Power consumption – max 110W, standby 4,5W.

Lighting

- LED bar mounted into the ceiling (15,6 W), color temperature 4000K;
- Dimmable (for version with ventilation and lighting controller);
- Replacement LED can only be purchased from the manufacturer of the acoustic pod.

Ventilation

- 2x air supply fans are installed in the ceiling;
- Airflow can be adjusted manually (for version with ventilation and lighting controller);
- Maximum airflow approx. 200 m³/h.

Power outlet

- AC power socket (100-240 V) with integrated USB fast charger (USB Type A+C, max 5A);
- Power socket standards: EU, FR, UK, CH, US.

Acoustic pod with glass back wall

Side wall for HPL desktop and power socket

- 12 mm thick MDP (chipboard);
- 18 mm thick MDF (medium density fiberboard);
- 9 mm PET felt;
- 50x15 mm metal tube;
- Profiles made of 2 mm and 1 mm metal sheets;
- 30 mm acoustic foam;
- 30 mm plywood.

HPL desktop

- 26 mm MDF covered in HPL with sloping painted edges. The bottom edges of the tabletop are sloped 45°;
- The load capacity – 25 kg.

Power socket

- AC power socket (100-240 V) with integrated USB fast charger (USB Type A+C, max 5A).

Glass back wall

- Powder coated aluminum profile with PVC sealing;
- 10 mm laminated glass, clear;
- The top and bottom of the aluminum profile are covered with 16 mm MFC (melamine) panels with 1 mm ABS edging.

MFC (melamine) panel or HPL panel

- 16 mm thick MFC panels with 1 mm ABS edging;
- 17 mm thick MDF covered in HPL with 1 mm ABS edging.

Left-handed or right-handed doors

- Powder coated aluminum profile with PVC sealing;
- 5+5 mm laminated and tempered safety glass (TSG), clear;
- Clear opening width of the door – 1100 mm;
- The top and bottom of the aluminum profile are covered with 16 mm MFC (melamine) panels with 1 mm ABS edging.

Double layered ceiling

- Top layer made of 12 mm thick MFC (melamine) panel with 1 mm ABS edging;
- Bottom layer made of 12 mm thick MDP (chipboard) and 9 mm thick PET felt;
- Powder coated metal profiles;
- Lid for control unit made of 1 mm powder coated metal sheet and 9 mm thick PET felt;
- PIR sensor mounted in the center of the ceiling;
- Fan grill made of powder coated metal sheet;
- Available power supply from the ceiling (Ø60 mm cable grommet included; slot not predrilled).

Floors

- Metal welded frame made of tube with 6 mm metal sheet support plate, powder-coated construction;
- Top layer made of 25 mm thick MFC (melamine) with 2 mm ABS edging;
- 3,5 mm thick floor carpet made of polyamide, with antistatic properties;
- Feet with height adjustment up to +45 mm;
- Optional castors available, made of zinc steel housing and polyurethane wheel.

Control box

- Input (GST18i3 male): 100-240 V;
- Output (GST18i3 female): 100-240 V;
- Frequency: 50/60 Hz;
- Power cable: EU, UK, FR, CH, US – GST18i3 female, 3 m;
- Power output cable length: 3 m - GST18i3 male - GST18i3 female;
- Power consumption – max 110W, standby 4,5W.

Lighting

- LED bar mounted into the ceiling (15,6 W), color temperature 4000K;
- Replacement LED can only be purchased from the manufacturer of the acoustic pod.

Ventilation

- 2x air supply fans are installed in the ceiling;
- Maximum airflow approx. 200 m³/h.

Power outlet

- AC power socket (100-240 V) with integrated USB fast charger (USB Type A+C, max 5A);
- Power socket standards: EU, FR, UK, CH, US.

Acoustic pod with glass back wall, ventilation and lighting controller

Side wall for HPL desktop and power socket

- 12 mm thick MDP (chipboard);
- 18 mm thick MDF (medium density fiberboard);
- 9 mm PET felt;
- 50x15 mm metal tube;
- Profiles made of 2 mm and 1 mm metal sheets;
- 30 mm acoustic foam;
- 30 mm plywood.

HPL desktop

- 26 mm MDF covered in HPL with sloping painted edges. The bottom edges of the tabletop are sloped 45°;
- Load capacity – 25 kg.

Power socket

- AC power socket (100-240 V) with integrated USB fast charger (USB Type A+C, max 5A).

Ventilation and lighting controller

- Ventilation and lighting dimming knobs are made of PA 2200 (nylon).

Glass back wall

- Powder coated aluminum profile with PVC sealing;
- 10 mm laminated glass, clear;
- The top and bottom of the aluminum profile are covered with 16 mm MFC (melamine) panels with 1 mm ABS edging.

MFC (melamine) panel or HPL panel

- 16 mm thick MFC panels with 1 mm ABS edging;
- 17 mm thick MDF covered in HPL with 1 mm ABS edging.

Left-handed or right-handed doors

- Powder coated aluminum profile with PVC sealing;
- 5+5 mm laminated and tempered safety glass (TSG), clear;
- Clear opening width of the door – 1100 mm;
- The top and bottom of the aluminum profile are covered with 16 mm MFC (melamine) panels with 1 mm ABS edging.

Double layered ceiling

- Top layer made of 12 mm thick MFC (melamine) panel with 1 mm ABS edging;
- The bottom layer made of 12 mm thick MDP (chipboard) and 9 mm thick PET felt;
- Powder coated metal profiles;
- Lid for control unit made of 1 mm powder coated metal sheet and 9 mm thick PET felt;
- PIR sensor mounted in the center of the ceiling;
- Fan grill made of powder coated metal sheet;
- Available power supply from the ceiling (Ø60 mm cable grommet included; slot not predrilled).

Floors

- Metal welded frame made of tube with 6 mm metal sheet support plate, powder-coated construction;
- Top layer made of 25 mm thick MFC (melamine) with 2 mm ABS edging;
- 3,5 mm thick floor carpet made of polyamide, with antistatic properties;
- Feet with height adjustment up to +45 mm;
- Optional castors available, made of zinc steel housing and polyurethane wheel.

Control box

- Input (GST18i3 male): 100-240 V;
- Output (GST18i3 female): 100-240 V;
- Frequency: 50/60 Hz;
- Power cable: EU, UK, FR, CH, US – GST18i3 female, 3 m;
- Power output cable length: 3 m - GST18i3 male - GST18i3 female;
- Power consumption – max 110W, standby 4,5W.

Lighting

- LED bar mounted into the ceiling (15,6 W), color temperature 4000K;
- Dimmable (for version with ventilation and lighting controller);
- Replacement LED can only be purchased from the manufacturer of the acoustic pod.

Ventilation

- 2x air supply fans are installed in the ceiling;
- Airflow can be adjusted manually (for version with ventilation and lighting controller);
- Maximum airflow approx. 200 m³/h.

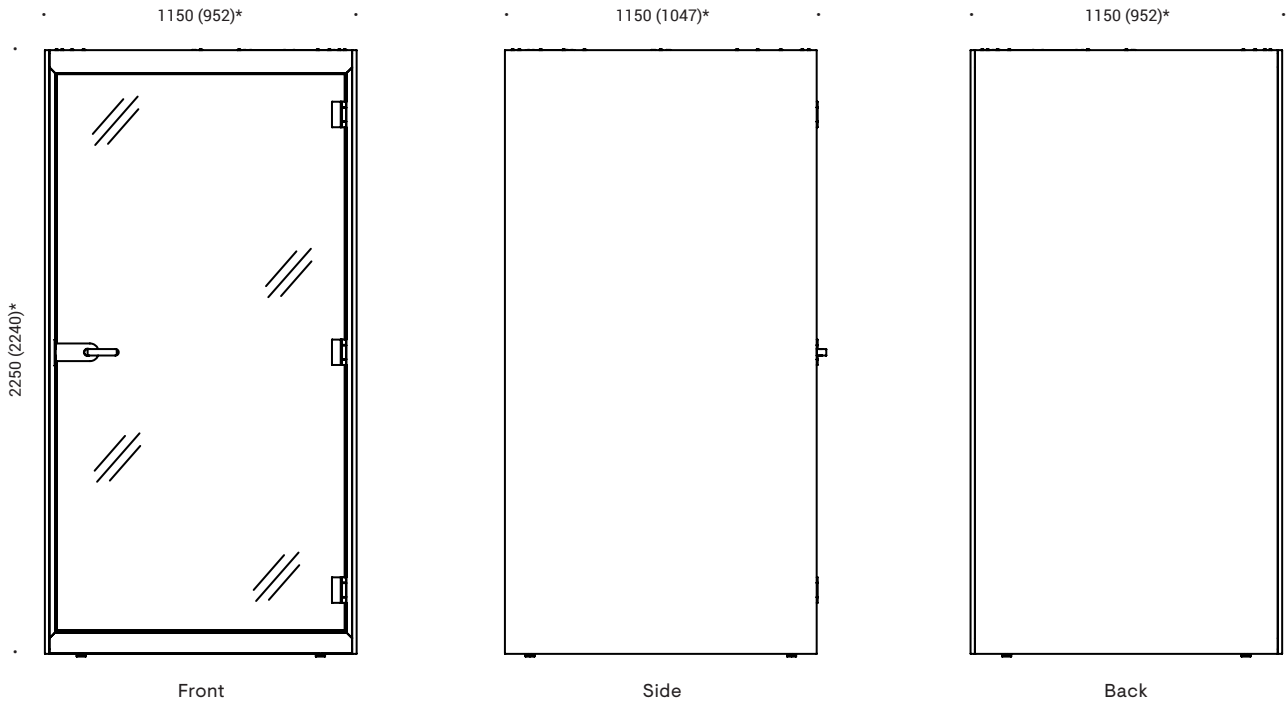
Power outlet

- AC power socket (100-240 V) with integrated USB fast charger (USB Type A+C, max 5A);
- Power socket standards: EU, FR, UK, CH, US.

Range

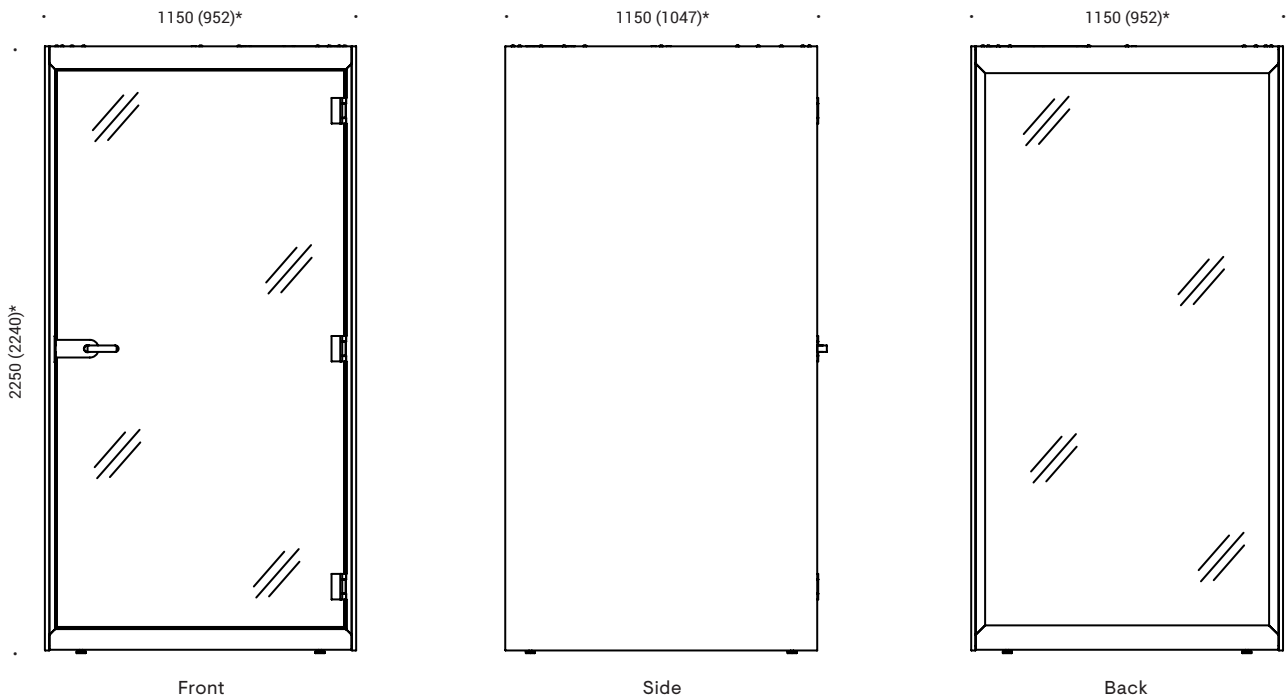
Acoustic pod with PET felt back wall

Product weight: 418 kg



Acoustic pod with glass back wall

Product weight: 398 kg



* External dimension (internal dimension)

Additional information

The recommended height of the room in which the SONUS S will be assembled should be at least 2470 mm. The recommended width of the room in which the SONUS S will be assembled is at least 1000 mm.

SONUS S can be powered either from the top or the bottom of the pod.

SONUS S is designed to be flexible and its components are universal. Placement of the following components can be arranged during installation:

- Desktop location – the side wall with the desktop can be installed on the left or right side.
- Door and back wall position – both the door and the back wall (glass back wall and PET felt back wall) are interchangeable.
- Door swing direction – when placing an order, the opening direction (R/H or L/H) must be specified. However, it is possible to change it later on-site.

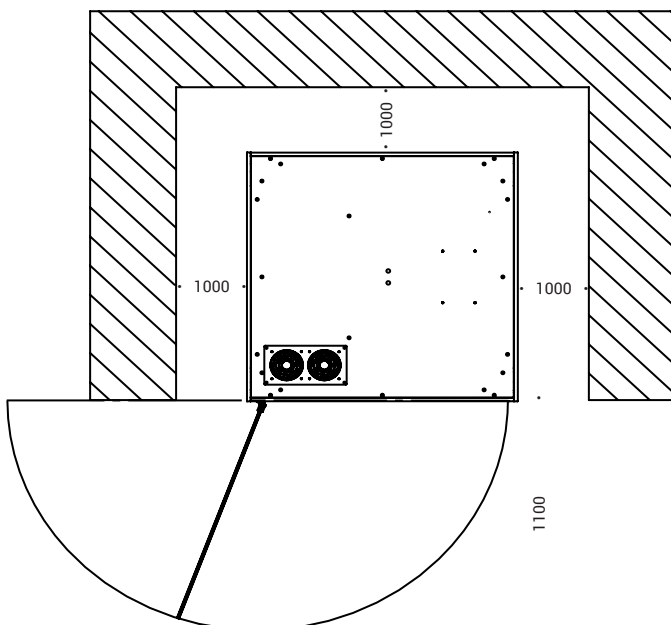
When setting up the pod on-site, ensure that the ceiling air vents are positioned above the desktop and that the desktop is in the opposite direction of the door handle.

The SONUS technical guide contains useful information about servicing and troubleshooting the pod. The guide can be accessed by scanning the QR code located on the control box or by following this [link](#).

Pod placement information

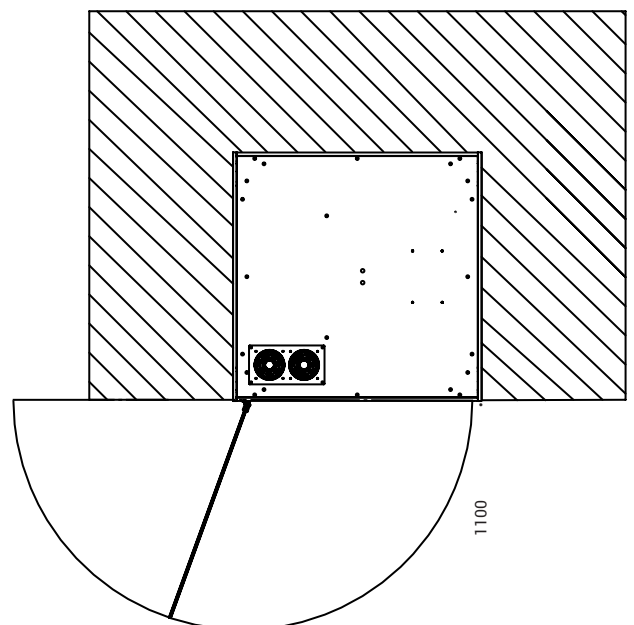
Placement restrictions without castors:

- Doors – 1100 mm, side and back wall – 1000 mm, ceiling – 300 mm

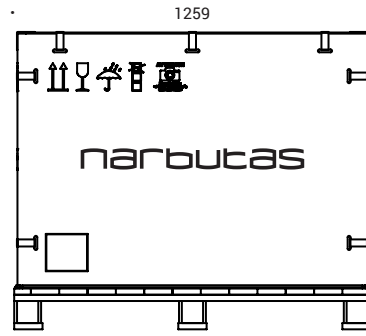
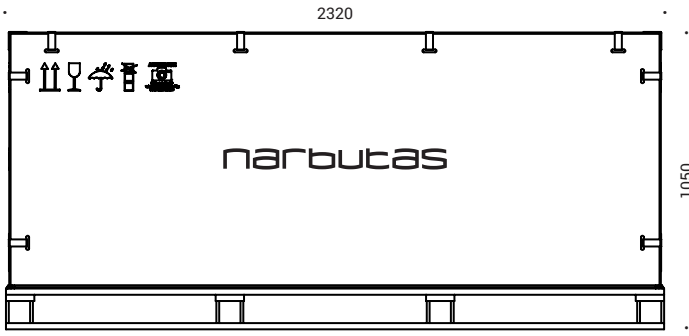


Placement restrictions when SONUS S is equipped with castors:

- Doors – 1100 mm, ceiling – 300 mm



SONUS S is shipped on a pallet in a stackable wooden crate (3,07 m³).



Automatic operation



Ordering example

SON100.	MA01.	BA10.	PA03.	SA01.	O.	GZ05.	EU
Product	Metal	PET Felt	Melamine	Glass	Lockable doors	Carpet	Power socket standard

Description	W	D	H	Code	Price, GBP (RRP)			
					Metal color: MA01 MA03			
					PET felt			
					External decorative panels:			
					Melamine		HPL	
					PA01 PA07 PA06 PA02 PA03	PA08 PA09 PA04 PA10 PA05	HA19	HA09 HA10
					Glass: 1			
					Lock type: 0 - no; 1 - yes			
					Carpet: GZ02			
					Power socket standard:			
					EU UK FR CH US			

! Please note that acoustic pods with and without castors have different placement criteria and require adherence to technical documentation.



SONUS S acoustic pod with a glass back wall, R/H doors and power socket with AC and USB fast charger type-A and type-C. No ventilation and lighting controller.	1150	1150	2250	SON100	13984	14132	14472	15550
---	------	------	------	--------	--------------	--------------	--------------	--------------



SONUS S acoustic pod with a glass back wall, L/H doors and power socket with AC and USB fast charger type-A and type-C. No ventilation and lighting controller.	1150	1150	2250	SON101	13984	14132	14472	15550
---	------	------	------	--------	--------------	--------------	--------------	--------------



SONUS S acoustic pod with a glass back wall, R/H doors and power socket with AC and USB fast charger type-A and type-C. With ventilation and lighting controller.	1150	1150	2250	SON102	14439	14587	14927	16005
---	------	------	------	--------	--------------	--------------	--------------	--------------



SONUS S acoustic pod with a glass back wall, L/H doors and power socket with AC and USB fast charger type-A and type-C. With ventilation and lighting controller.	1150	1150	2250	SON103	14439	14587	14927	16005
---	------	------	------	--------	--------------	--------------	--------------	--------------

Description	W	D	H	Code	Price, GBP (RRP)			
					Metal color: MA01 MA03			
					PET felt			
					External decorative panels:			
					Melamine		HPL	
					PA01 PA07 PA06 PA02 PA03	PA08 PA09 PA04 PA10 PA05	HA19	HA09 HA10
					Glass: 1			
					Lock type: 0 - no; 1 - yes			
					Carpet: GZ02			
					Power socket standard:			
					EU UK FR CH US			



SONUS S acoustic pod with a PET felt back wall, R/H doors and power socket with AC and USB fast charger type-A and type-C. No ventilation and lighting controller.

1150 1150 2250 SON104 **12845 13111 13614 15217**



SONUS S acoustic pod with a PET felt back wall, L/H doors and power socket with AC and USB fast charger type-A and type-C. No ventilation and lighting controller.

1150 1150 2250 SON105 **12845 13111 13614 15217**






SONUS S acoustic pod with a PET felt back wall, R/H doors and power socket with AC and USB fast charger type-A and type-C. With ventilation and lighting controller.

1150 1150 2250 SON106 **13300 13566 14069 15672**



SONUS S acoustic pod with a PET felt back wall, L/H doors and power socket with AC and USB fast charger type-A and type-C. With ventilation and lighting controller.

1150 1150 2250 SON107 **13300 13566 14069 15672**

Description	W	D	H	Code	Price, GBP (RRP)
Accessories					
 Castors for hard and soft floors (4 pcs.)				G6F0511	444
	Plastic part				
	TA09				
 Autonomous smoke alarm device	110	110	39	G6F0207	292
	 Smoke alarm device for fire alarm system	104	104	35	G6F0208

SONUS S+

Quality standard

ISO 23351-1:2020 (Speech level reduction class B)

Other documents available

Technical guide for SONUS acoustic pods
User manual for SONUS acoustic pods
Troubleshooting guide for SONUS acoustic pods
NARBUTAS product care guide



Types

- Acoustic pod with PET felt back wall, ventilation and lighting controller (1)
- Acoustic pod with glass back wall, ventilation and lighting controller (2)

1



2



Side wall for HPL desktop, power socket and lighting controller

- 0.47" thick MDP (chipboard);
- 0.71" thick MDF (medium-density fiberboard);
- 0.35" PET felt;
- 1.97" × 0.59" metal tube;
- Profiles made of 0.08" and 0.04" metal sheets;
- 1.18" acoustic foam;
- 1.18" plywood.

Side wall

- 0.47" thick MDP (chipboard);
- 0.71" thick MDF (medium density fiberboard);
- 0.35" PET felt;
- 1.97" × 0.59" metal tube;
- Profiles made of 0.08" and 0.04" metal sheets;
- 1.18" acoustic foam;.

HPL desktop

- 1.02" MDF covered in HPL with sloping painted edges. The bottom edges of the desktop are sloped at 45°;
- Desktop load capacity 55.12 lbs;
- 0.08" steel plate bag hook powder-coated black or white in accordance with desktop colour;
- Hook load capacity 17.64 lbs.

Power socket

- 1 AC power socket 100-240 V;
- Integrated USB fast charger (USB Type A+C, max. 5A);
- Dimensions 7.32" × 2.83" × 2.56";
- Power socket standards: EU, FR, UK, CH, US;
- Cable length: 2.62 ft;
- 60% recycled FR polycarbonate, 40% virgin polycarbonate.

PET felt back wall

- 0.98" thick MDP (chipboard);
- Welded and black powder-coated metal frame;
- 0.35" thick PET felt.

Glass back wall

- Powder-coated aluminum profile with PVC sealing;
- 0.20" + 0.20" laminated glass with acoustic film, clear;
- The top and bottom of the aluminum profile are covered with 0.63" MFC (melamine) panels with 0.04" ABS edging.

MFC (melamine) panel or HPL panel

- 0.63" thick MFC panels with 0.04" ABS edging;
- 0.67" thick MDF covered in HPL with 0.04" ABS edging.

Left-handed or right-handed doors

- Powder-coated aluminum profile with PVC sealing;
- 0.20" + 0.20" laminated and tempered safety glass (TSG) with acoustic film, clear;
- Clear opening width of the door – 35.43";
- The top and bottom of the aluminum profile are covered with 0.63" MFC (melamine) panels with 0.04" ABS edging.

Double layered ceiling

- Top layer made of 0.47" thick MFC (melamine) panel with 0.04" ABS edging;
- Bottom layer made of 0.47" thick MDP (chipboard) and 0.35" thick PET felt;
- Powder-coated metal profiles;
- Lid for the control unit made of a 0.04" powder-coated metal sheet and 0.35" thick PET felt;
- PIR sensor mounted in the centre of the ceiling;
- Fan grill made of powder-coated metal sheet;
- Available power supply from the ceiling (Ø2.36" cable grommet included; slot not predrilled).

Floors

- Metal welded frame made of tube with 0.24" metal sheet support plate, powder-coated construction;
- Top layer made of 0.98" thick MFC (melamine) with 0.08" ABS edging;
- 0.13" thick floor carpet made of polyamide, with antistatic properties;
- Feet with height adjustment up to +1.77";
- Castors made of zinc steel housing and polyurethane wheels.

Control box

- Input (GST18i3 male): 100 –240 V;
- Output (GST18i3 female): 100 –240 V;
- Frequency: 50/60 Hz;
- Power cable: EU, UK, FR, CH, US – GST18i3 female, 9.84 ft;
- Power output cable length: 9.84 ft– GST18i3 male - GST18i3 female;
- Power consumption – max. 110 W, standby 4.5 W.

Lighting

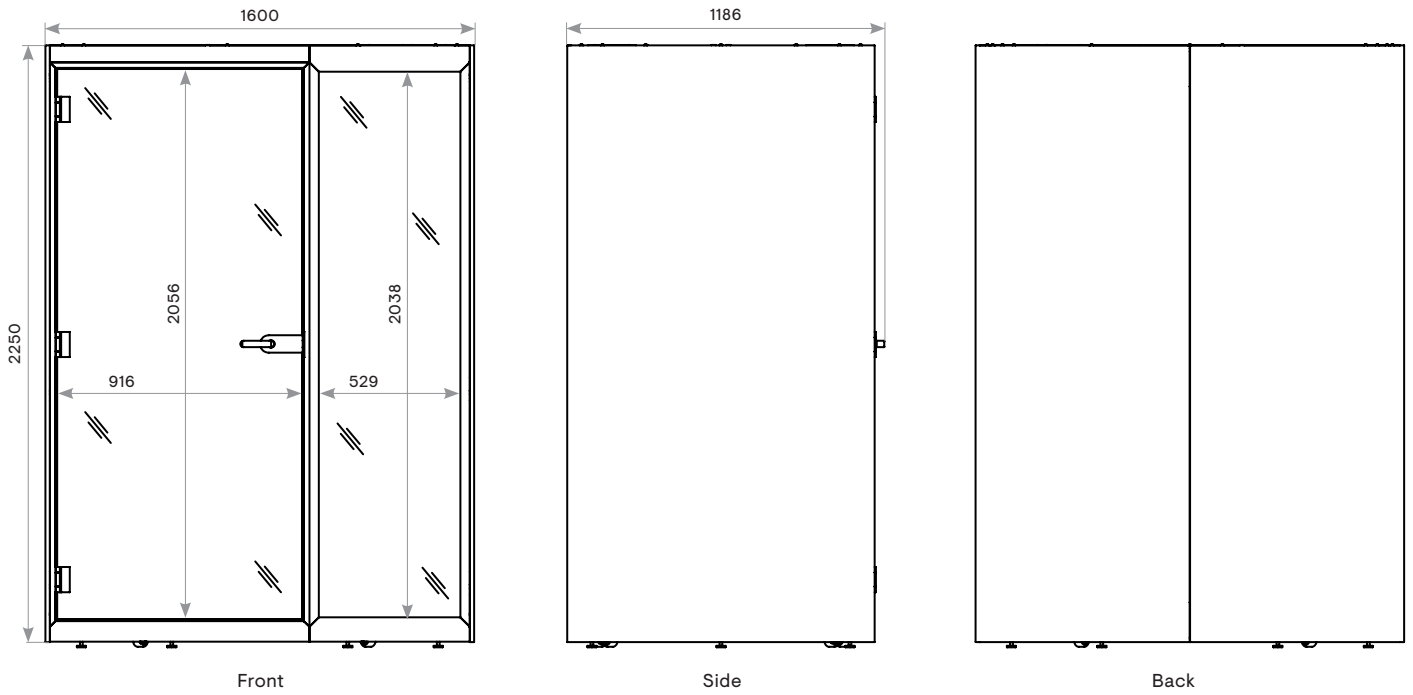
- LED bar mounted into the ceiling (11.0 W), colour temperature 4000 K;
- Light output: 1508 lm;
- Illuminance up to 500 lux on the desktop;
- Colour consistency: 3-step MacAdam;
- Replacement LED can only be purchased from the manufacturer of the acoustic pod.

Ventilation

- 4x air supply fans are installed in the ceiling;
- Maximum airflow approx. 14,126 ft³/h;
- Acoustic noise level: 24.6 dB(A) per fan.

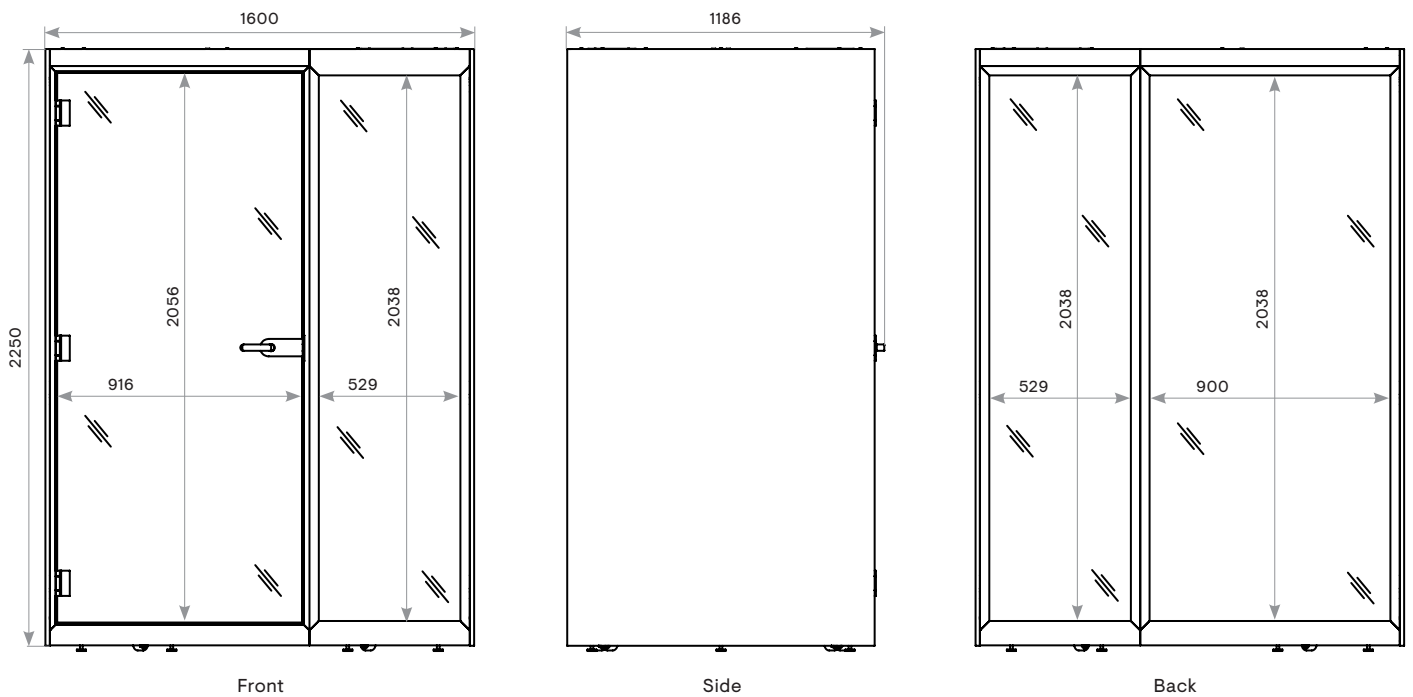
Range

Acoustic pod with PET felt back wall



Product weight: 1,179.47 lbs

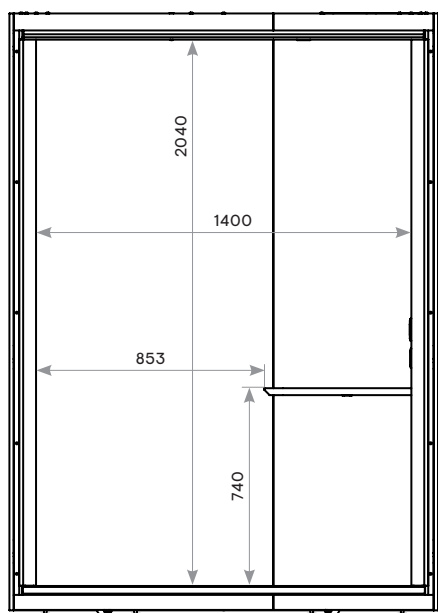
Acoustic pod with glass back wall



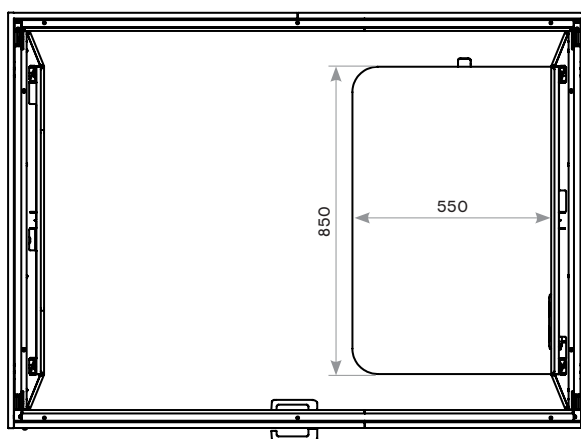
Product weight: 1,102.31 lbs

Internal dimensions

Front view



Top view



Additional information

The recommended height of the room in which the SONUS S+ will be assembled should be at least 97.24".

SONUS S+ can be powered either from the top or the bottom of the pod.

SONUS S+ is designed to be flexible, and its components are universal. Placement of the following components can be arranged during installation:

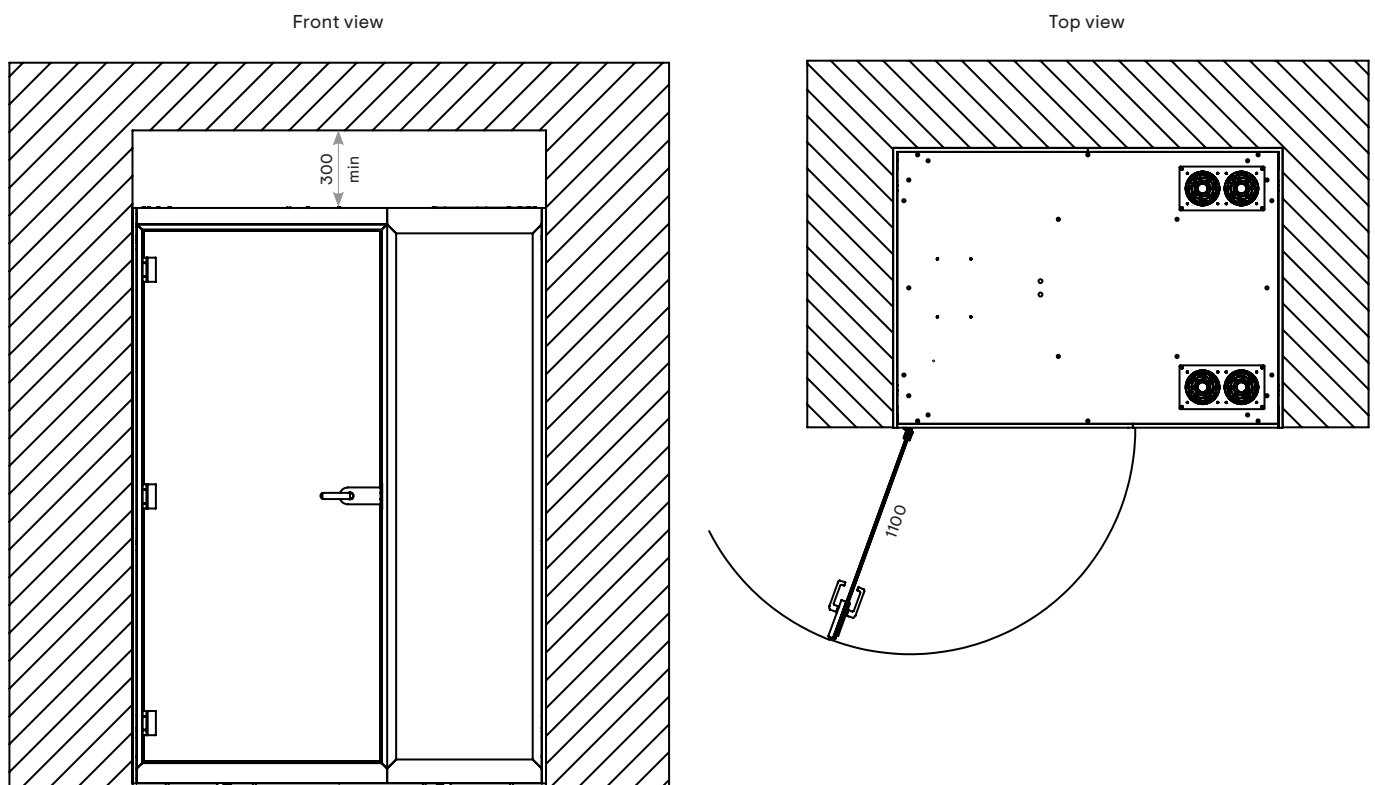
- Door and back wall position – both the door and the back wall (glass back wall and PET felt back wall) are interchangeable.
- Door swing direction – when placing an order, the opening direction (R/H or L/H) must be specified. However, it is possible to change it later on-site.

The SONUS technical guide contains useful information about servicing and troubleshooting the pod. The guide can be accessed by scanning the QR code located on the control box or by following the provided [link](#).

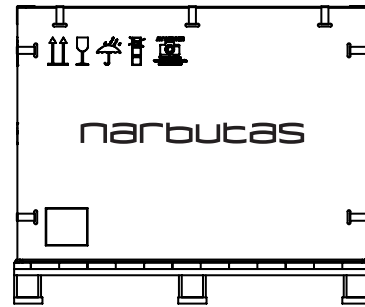
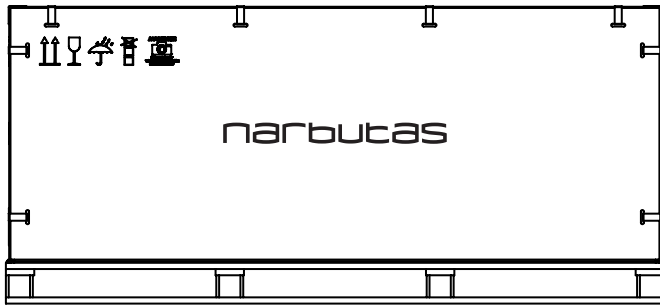
Pod placement information

Placement restrictions for SONUS S+:

- Doors – 43.31", ceiling – 11.81"



SONUS S+ is shipped on a pallet in a stackable wooden crate (108.46 ft³).



Automatic operation

01

Activation of lighting and ventilation

Individual adjustment available

02

Detection of last presence

After 300 seconds

03

Lights dimm

04

Ventilation turns off

Refresh time (max intensity) 180 seconds

05

Lights turn off

After 10 minutes



Ordering example



SON152.	MA01.	BA18.	PA03.	SA01.	O.	GZ05.	EU
Product	Metal	PET Felt	Melamine	Glass	Lockable doors	Carpet	Power socket standard

Description	W	D	H	Code	Price, GBP (RRP)			
					Metal color: MA01 MA03			
					PET felt			
					External decorative panels:			
					Melamine		HPL	
					PA01 PA02 PA03 PA06 PA07	PA04 PA05 PA08 PA09 PA10	HA19	HA09 HA10
					Glass: SA1			
					Door swing direction: 0 - R/H, 1 - L/H			
					Lock type: 0 - no; 1 - yes			
					Carpet: GZ02			
					Power socket standard:			
					EU UK FR CH			



SONUS S+ acoustic pod with a glass back wall, R/H doors and power socket with AC and USB fast charger type-A and type-C. With ventilation and lighting controller.

1600 1150 2250 SON151 **17649** **17797** **18137** **19215**



SONUS S+ acoustic pod with a glass back wall, L/H doors and power socket with AC and USB fast charger type-A and type-C. With ventilation and lighting controller.

1600 1150 2250 SON152 **17649** **17797** **18137** **19215**





SONUS S+ acoustic pod with a PET felt back wall, R/H doors and power socket with AC and USB fast charger type-A and type-C. With ventilation and lighting controller.

1600 1150 2250 SON153 **16200** **16406** **16960** **18690**



SONUS S+ acoustic pod with a PET felt back wall, L/H doors and power socket with AC and USB fast charger type-A and type-C. With ventilation and lighting controller.

1600 1150 2250 SON154 **16200** **16406** **16960** **18690**

Description	W	D	H	Code	Price, GBP (RRP)	
					Plastic part	
					TA09	
Accessories						
	Autonomous smoke alarm device	110	110	39	G6F0207	292
	Smoke alarm device for fire alarm system	104	104	35	G6F0208	111

SONUS M

Quality standard

ISO 23351-1:2020 (Speech level reduction class B)

Other documents available

Technical guide for SONUS acoustic pods
User manual for SONUS acoustic pods
Troubleshooting guide for SONUS acoustic pods
NARBUTAS product care guide



Types

- Acoustic pod with PET felt back wall, ventilation and lighting controller (1)
- Acoustic pod with glass back wall, ventilation and lighting controller (2)

1



2



Side wall

- 12 mm thick MDP (chipboard);
- 18 mm thick MDF (medium density fiberboard);
- 9 mm PET felt;
- 50x15 mm metal tube;
- Profiles made of 2 mm and 1 mm metal sheets;
- 30 mm acoustic foam.

Media wall

- 12 mm thick MDP cover in HPL and 1 mm ABS edging.
- 25 mm thick MDP
- 25 mm thick melamine
- Welded and black powder-coated metal frame
- Electric cables for power socket, power supply and lighting and ventilation controller.

HPL desktop

- 26 mm MDF covered in HPL with sloping painted edges. The bottom edges of the desktop are sloped 45°;
- Load capacity – 50 kg.

Power socket

- 1 AC power socket 100-240 V;
- Integrated USB fast charger (USB Type A+C, max 5A);
- Dimensions 186x72x65 mm;
- Power socket standards: EU, FR, UK, CH, US;
- Cable length: 0,8 m;
- 60% recycled FR polycarbonate, 40% virgin polycarbonate.

PET felt back wall

- 25 mm thick MDP (chipboard);
- Welded and black powder-coated metal frame;
- 9 mm thick PET felt.

Glass back wall

- Powder-coated aluminum profile with PVC sealing;
- 5 + 5 mm laminated glass with acoustic film, clear;
- The top and bottom of the aluminum profile are covered with 16 mm MFC (melamine) panels with 1 mm ABS edging.

MFC (melamine) panel or HPL panel

- 16 mm thick MFC panels with 1 mm ABS edging;
- 17 mm thick MDF covered in HPL with 1 mm ABS edging.

Left-handed or right-handed doors

- Powder-coated aluminum profile with PVC sealing;
- 5+5 mm laminated and tempered safety glass (TSG) with acoustic film, clear;
- Clear opening width of the door – 900 mm;
- The top and bottom of the aluminum profile are covered with 16 mm MFC (melamine) panels with 1 mm ABS edging.

Double layered ceiling

- Top layer made of 12 mm thick MFC (melamine) panel with 1 mm ABS edging;
- Bottom layer made of 12 mm thick MDP (chipboard) and 9 mm thick PET felt;
- Powder-coated metal profiles;
- Lid for the control unit made of a 1 mm powder-coated metal sheet and 9 mm thick PET felt;
- PIR sensor mounted in the center of the ceiling;
- Fan grill made of powder-coated metal sheet;
- Available power supply from the ceiling (Ø60 mm cable grommet included; slot not predrilled).

Floors

- Metal welded frame made of tube with 6 mm metal sheet support plate, powder-coated construction;
- Top layer made of 25 mm thick MFC (melamine) with 2 mm ABS edging;
- 3,5 mm thick floor carpet made of polyamide, with antistatic properties;
- Feet with height adjustment up to +45 mm;
- Castors made of zinc steel housing and polyurethane wheels.

Control box

- Input (GST18i3 male): 100-240 V;
- Output (GST18i3 female): 100-240 V;
- Frequency: 50/60 Hz;
- Power cable: EU, UK, FR, CH, US – GST18i3 female, 3 m;
- Power output cable length: 3 m – GST18i3 male – GST18i3 female;
- Power consumption – max 110W, standby 4,5W.

Lighting

- LED bar mounted into the ceiling (11,0 W), color temperature 4000K;
- Light output: 1508 Lm;
- Illuminance up to 500 lux on the desktop;
- Color consistency: 3-step MacAdam;
- Replacement LED can only be purchased from the manufacturer of the acoustic pod.

Ventilation

- 4x air supply fans are installed in the ceiling;
- Maximum airflow approx. 400 m³/h;
- Acoustical noise level: 24,6 (db(A)) per fan.

Power outlet

- AC power socket (100-240 V) with integrated USB fast charger (USB Type A+C, max 5A);
- Power socket standards: EU, FR, UK, CH, US.

Pouf with backrest (Optional)

Seat

- Frame constructed from plywood, hardboard, chipboard, plastic edge trim. Assembled using glue and staples.
- Steel zigzag springs assembled with plastic rapid clips;
- Two layers of VB foam with different densities: VB3035 30 kg/m³ and VB3050 30 kg/m³;
- Upholstered with fabric without gluing;
- Powder-coated metal tube with a metal rack connector for attaching the seat to the backrest.

Backrest

- Frame constructed from hardboard, chipboard. Assembled using glue and staples.
- One layer of VB3035 30 kg/m³ foam;
- Upholstered with fabric without gluing.
- Powder-coated metal tube with a plastic rack connector for attaching the backrest to the seat.

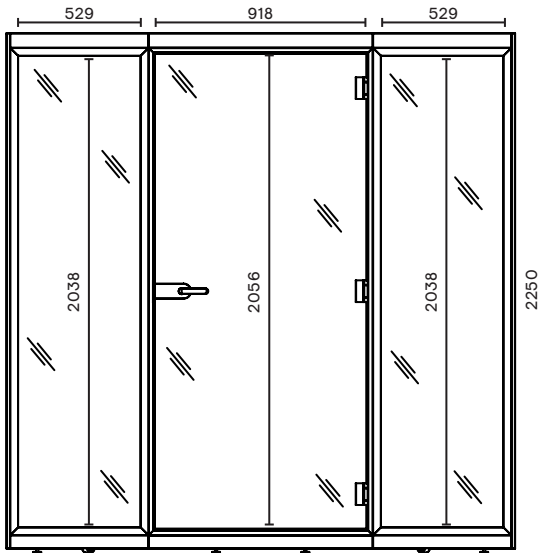
Legs

- Powder-coated Ø30 mm steel tube;
- 4 mm thick steel sheet.
- Plastic glides.

Range

Acoustic pod with PET felt back wall

Product weight: 669 kg




2200

Front



1186

Side

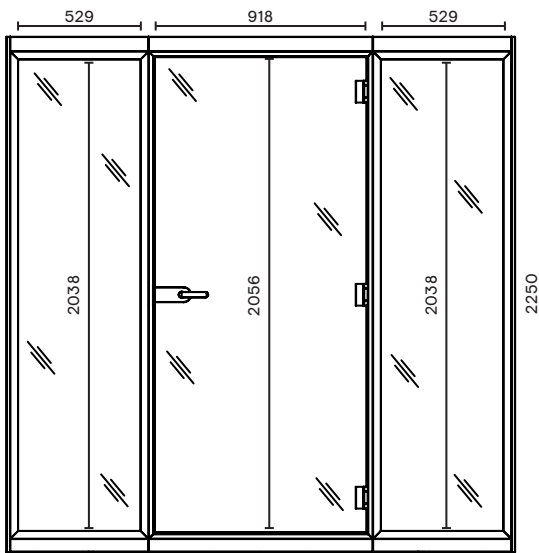


2200

Back

Acoustic pod with glass back wall

Product weight: 630 kg



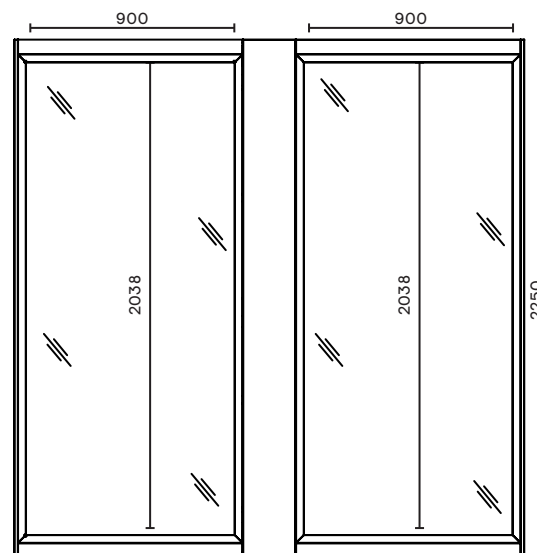
2200

Front



1186

Side

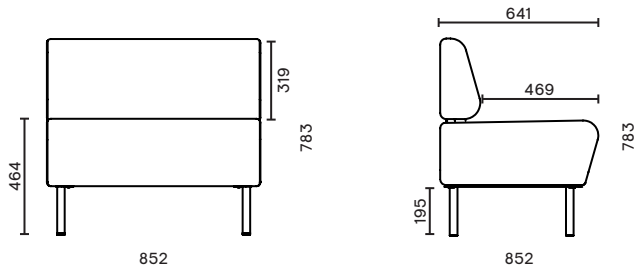


2200

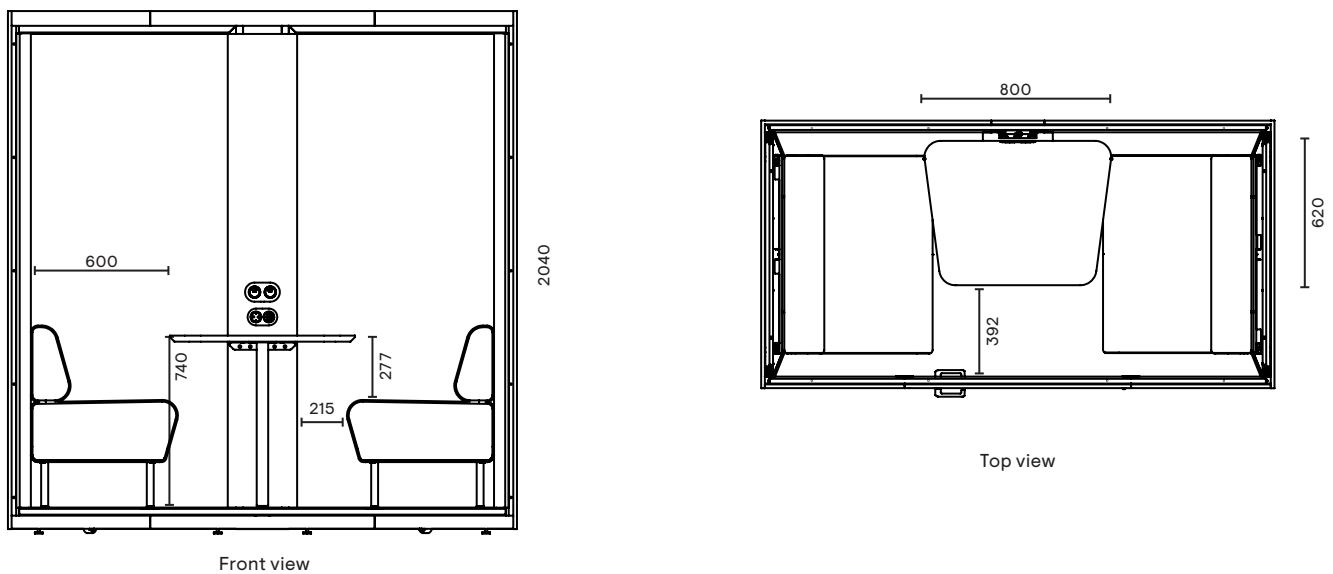
Back

Pouf with backrest

Product weight: 19,5 kg



Internal dimensions



Additional information

The recommended height of the room in which the SONUS M will be assembled should be at least 2470 mm.

SONUS M can be powered either from the top or the bottom of the pod.

SONUS M is designed to be flexible, and its components are universal. Placement of the following components can be arranged during installation:

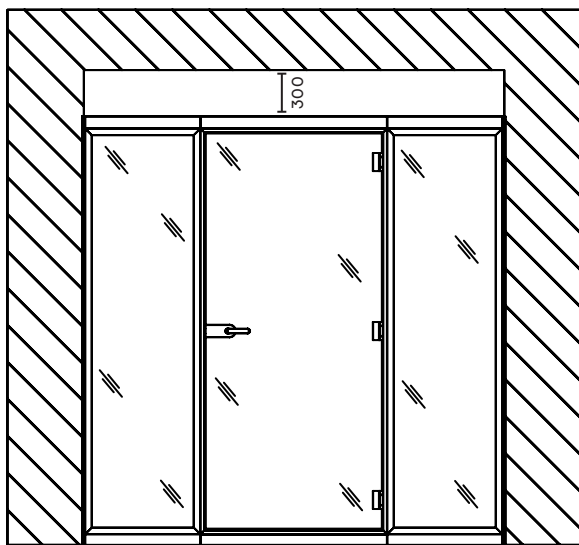
- Door and back wall position – both the door and the back wall (glass back wall and PET felt back wall) are interchangeable.
- Door swing direction – when placing an order, the opening direction (R/H or L/H) must be specified. However, it is possible to change it later on-site.

The SONUS technical guide contains useful information about servicing and troubleshooting the pod. The guide can be accessed by scanning the QR code located on the control box or by following this [link](#).

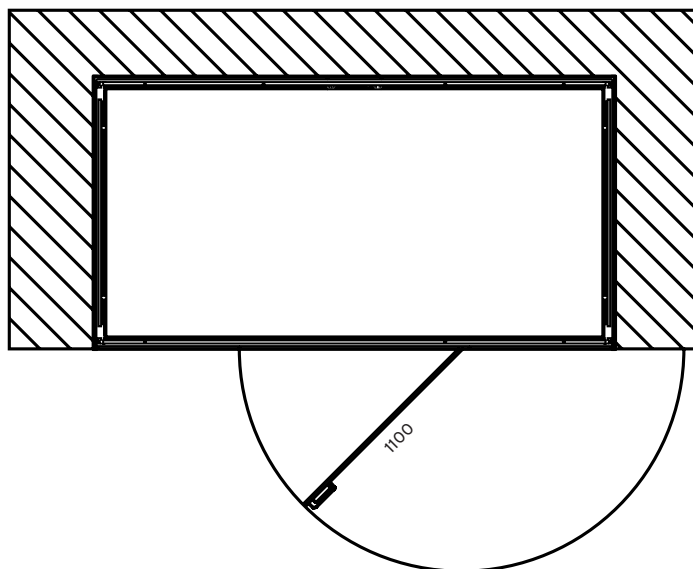
Pod placement information

Placement restrictions for SONUS M:

- Doors – 1100 mm, ceiling – 300 mm

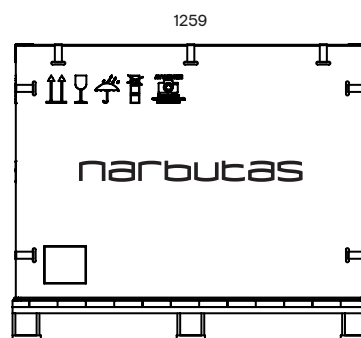
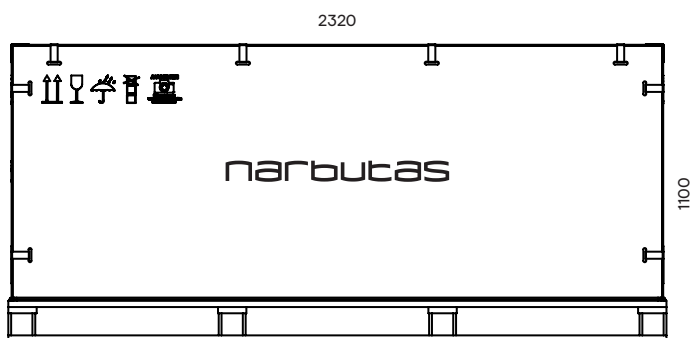


Front view



Top view

SONUS M is shipped on a pallet in a stackable wooden crate (3,07 m³).



Automatic operation

01 ————— 02 ————— 03 ————— 04 ————— 05 —————

01
Activation of lighting and ventilation

02
Detection of last presence

03
Lights dimm

04
Ventilation turns off

05
Lights turn off

Individual adjustment available

After 300 seconds

Refresh time (max intensity) 180 seconds

After 10 minutes



Ordering example

Product	SON200.	MA01.	BA19.	PA04.	SA01.	O.	GZ05.	EU
Metal								
PET Felt								
Melamine								
Glass								
Lockable doors								
Carpet								
Power socket standard								

Description	W	D	H	Code	Price, GBP (RRP)			
					Metal color: MA01 MA03			
					PET felt			
					External decorative panels:			
					Melamine		HPL	
					PA01 PA02 PA03 PA06 PA07	PA04 PA05 PA08 PA09 PA10	HA19	HA09 HA10
					Glass: SA01			
					Lock type: 0 - no; 1 - yes			
					Carpet: GZ02			
					Power socket standard:			
					EU UK FR CH US			

! Please note that poufs are ordered separately



SONUS M acoustic pod with a glass back wall, R/H doors and power socket with AC and USB fast charger type-A and type-C. With ventilation and lighting controller.	2200	1150	2250	SON200	20807	20955	21295	22373
---	------	------	------	--------	--------------	--------------	--------------	--------------




SONUS M acoustic pod with a glass back wall, L/H doors and power socket with AC and USB fast charger type-A and type-C. With ventilation and lighting controller.	2200	1150	2250	SON201	20807	20955	21295	22373
---	------	------	------	--------	--------------	--------------	--------------	--------------



SONUS M acoustic pod with a PET felt back wall, R/H doors and power socket with AC and USB fast charger type-A and type-C. With ventilation and lighting controller.	2200	1150	2250	SON202	19291	19617	20379	22795
--	------	------	------	--------	--------------	--------------	--------------	--------------



SONUS M acoustic pod with a PET felt back wall, L/H doors and power socket with AC and USB fast charger type-A and type-C. With ventilation and lighting controller.	2200	1150	2250	SON203	19291	19617	20379	22795
--	------	------	------	--------	--------------	--------------	--------------	--------------

Description	W	D	H	Code	Price, GBP (RRP)			
					Berta	Austea, Step&Step Melange	Cyber, Velito, Synergy	
					Seat color:			
					Backrest color:			
					Base color:			
					MA01 MA02 MA03 MA04 MA05 MA06 MA07			
	Pouf with backrest. Base: powder-coated metal legs with glides.	850	635	781	SOZ100	857	1043	1260
					Plastic part			
					TA09			

Accessories



Autonomous smoke alarm device

110 110 39 G6F0207 **292**



Smoke alarm device for fire alarm system

104 104 35 G6F0208 **111**

EIRA



Technical information

Seat

- Fixed seat and depth-adjustable seat options (60 mm run range);
- Structural seat frame is made of black PP (polypropylene) reinforced with fiberglass;
- Seat carrier made of unfilled PP (polypropylene);
- Soft seat part is made of PU (polyurethane) and can be upholstered with fabrics of different classes.

Backrest

- Available in black plastic with mesh insert;
- Made of black PA (nylon) reinforced with fiberglass.

Lumbar support (optional)

- Height adjustable (50 mm run range);
- Made of black PP (polypropylene).

Armrests (optional)

- 2D (two directions) adjustable armrests made of black PA (nylon), reinforced with fiberglass;
- 2D armrests: height-adjustable (60 mm run range) and width-adjustable (70 mm run range);
- 3D (three directions) adjustable armrests made of black PA (nylon), reinforced with fiberglass;
- 3D armrests: height-adjustable (60 mm run range), width-adjustable (70 mm run range), and forward/backward adjustable pad (50 mm run range);
- The upper part of the 2D and 3D armrests is coated with TPU (thermoplastic elastomer) pads for a soft touch.

Headrest (optional)

- Made of black PA (nylon) and LD+HD (polyethylene);
- Height-adjustable (50 mm run range) with adjustable panel angle (45° range);
- Headrest panel upholstered with mesh;
- Optional coat hanger attachable to the headrest, made of black PA (nylon).

Mechanism

- Weight-sensitive synchronous mechanism;
- 5 locking positions;
- Lockable in the working position via an integrated lever;
- Height adjustment controlled by the same integrated lever;
- Outer body and backrest connector made of black PA (nylon) reinforced with fiberglass;
- Mechanism housing and inner parts made of powder-coated steel and aluminium.

Gas lift

- Black finish;
- 120 mm run range;
- Maximum load up to 110* kg.

*Tested according to standard EN 1335-1:2020+A1:2023, which certifies that the chair can withstand a load of up to 110 kg. Exceeding this limit or improper use may cause damage or injury.

Base

- Five-star, made of black PA (nylon) reinforced with fiberglass;
- External Ø720 mm.

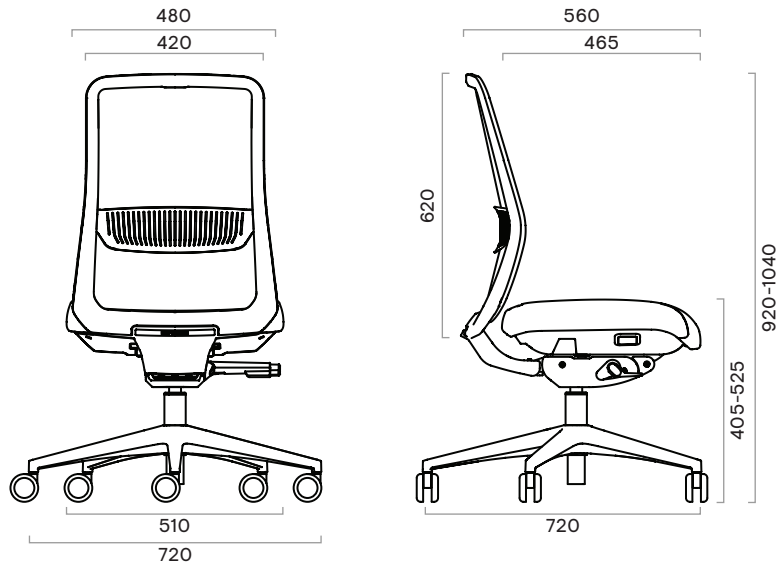
Castors

- Rubber-free wheel castors for hard floors, Ø65 mm;
- PA (polyamide) free wheel castors for soft floors, Ø65 mm;
- Rubber self-braking castors for hard floors, Ø65 mm;
- PA (polyamide) self-braking castors for soft floors, Ø65 mm.

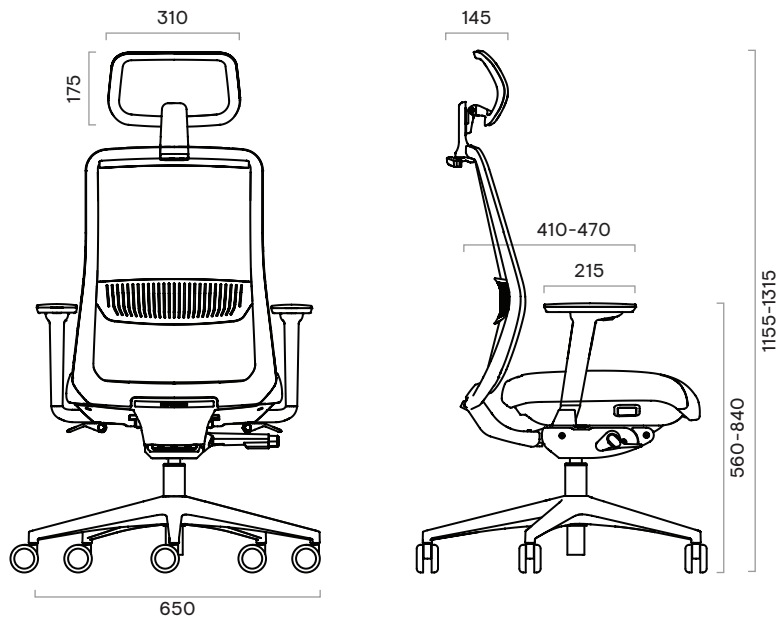
Range

Task chair

No armrests, with lumbar support



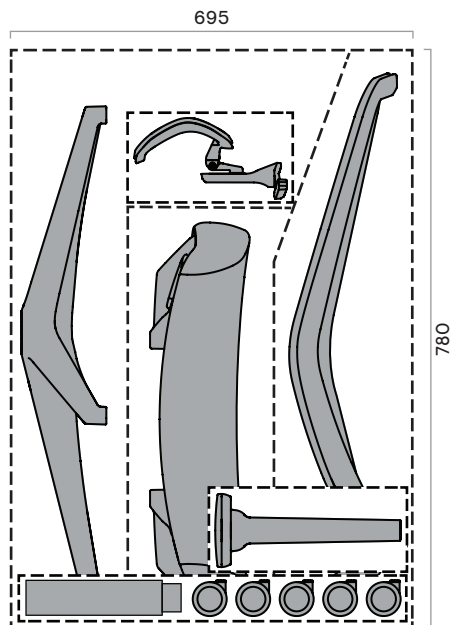
Adjustable armrests, with lumbar support, with headrest and coat hanger



PLEASE NOTE: The height of task chairs is indicated according to EN 1335-1:2020+A1:2022 standard, which is measured at the centre of the seat under a 60 kg load.

Additional information


- Comes unassembled, with only the mechanism mounted to the seat and the lumbar support inserted into the backrest. The base, castors, gas lift, armrests, and headrest (with or without a coat hanger) are packed separately but included in a single box with the remaining chair components.
- The chair box dimensions remain the same regardless of the chosen chair configuration.



Options of armrests

Options	No armrest	2D	3D
			
Task chair	✓	✓	✓

Functions of armrests

Functions	2D	3D
		
Height adjustment (60 mm run range)	✓	✓
Top movement: forward and backward (50 mm run range)	✗	✓
Width adjustment (70 mm run range)	✓	✓







Ordering example













G5A0166.	GA12.	FT04.	1.	F
Product	Fabric	Fabric mesh	Castors	Castor type



G5Z0010.	FT04
Product	Fabric mesh

Description	W	D	H	SH	Code	Price, GBP (RRP)				
						Fabric	Leather look/Fabric	Fabric		
						Berta, Era, Bondai	RNN, Austea, Xtreme Plus, Step Melange, Step	Valencia C5, Velito, Synergy	Steelcut Trio 3	
						Mesh fabric: FT01, FT02, FT03, FT04, FT05, FT06				
						Castors: 1 O				
						Castor type: F J				
 Task chair. Black backrest frame. Weight-sensitive synchronized mechanism with 5 locking positions. Black plastic 5 star base with fiberglass and 65 mm castors.	720	720	920-1040	405-525	G5A0166	436	447	462	506	
 Task chair. Slide seat. Black backrest frame. Weight-sensitive synchronized mechanism with 5 locking positions. Black plastic 5 star base with fiberglass and 65 mm castors.	720	720	920-1040	405-525	G5A0167	451	462	477	525	
 Task chair. Black backrest frame with height adjustable lumbar support. Weight-sensitive synchronized mechanism with 5 locking positions. Black plastic 5 star base with fiberglass and 65 mm castors.	720	720	920-1040	405-525	G5A0168	444	455	469	514	
 Task chair. Slide seat. Black backrest frame with height adjustable lumbar support. Weight-sensitive synchronized mechanism with 5 locking positions. Black plastic 5 star base with fiberglass and 65 mm castors.	720	720	920-1040	405-525	G5A0169	458	469	484	529	
Task chairs with 2D adjustable armrests										
 Task chair with 2D adjustable black plastic armrests. Black backrest frame. Weight-sensitive synchronized mechanism with 5 locking positions. Black plastic 5 star base with fiberglass and 65 mm castors.	720	720	920-1040	405-525	G5A0191	540	551	565	606	
 Task chair with 2D adjustable black plastic armrests. Slide seat. Black backrest frame. Weight-sensitive synchronized mechanism with 5 locking positions. Black plastic 5 star base with fiberglass and 65 mm castors.	720	720	920-1040	405-525	G5A0192	554	565	580	621	

Description	W	D	H	SH	Code	Price, GBP (RRP)				
						Fabric	Leather look/Fabric		Fabric	
						Berta, Era, Bondai	RNN, Austea, Xtreme Plus, Step Melange, Step	Valencia C5, Velito, Synergy	Steelcut Trio 3	
						Mesh fabric: FT01, FT02, FT03, FT04, FT05, FT06				
						Castors: 1 O				
						Castor type: F J				
	Task chair with 2D adjustable black plastic armrests. Black backrest frame with height adjustable lumbar support. Weight-sensitive synchronized mechanism with 5 locking positions. Black plastic 5 star base with fiberglass and 65 mm castors.	720	720	920-1040	405-525	G5A0193	547	554	573	614
	Task chair with 2D adjustable black plastic armrests. Slide seat. Black backrest frame with height adjustable lumbar support. Weight-sensitive synchronized mechanism with 5 locking positions. Black plastic 5 star base with fiberglass and 65 mm castors.	720	720	920-1040	405-525	G5A0194	562	573	588	632
Task chairs with 2D adjustable armrests and headrest										
	Task chair with 2D adjustable black plastic armrests. Black backrest frame with height adjustable headrest. Weight-sensitive synchronized mechanism with 5 locking positions. Black plastic 5 star base with fiberglass and 65 mm castors.	720	720	920-1040	405-525	G5A0195	588	599	614	654
	Task chair with 2D adjustable black plastic armrests. Slide seat. Black backrest frame with height adjustable headrest. Weight-sensitive synchronized mechanism with 5 locking positions. Black plastic 5 star base with fiberglass and 65 mm castors.	720	720	920-1040	405-525	G5A0196	602	614	628	673
	Task chair with 2D adjustable black plastic armrests. Black backrest frame with height adjustable headrest with coat hanger. Weight-sensitive synchronized mechanism with 5 locking positions. Black plastic 5 star base with fiberglass and 65 mm castors.	720	720	920-1040	405-525	G5A0197	595	606	621	662

Description	W	D	H	SH	Code	Price, GBP (RRP)				
						Fabric	Leather look/Fabric	Fabric		
						Berta, Era, Bondai	RNN, Austea, Xtreme Plus, Step Melange, Step	Valencia C5, Velito, Synergy	Steelcut Trio 3	
						Mesh fabric: FT01, FT02, FT03, FT04, FT05, FT06				
						Castors: 1 O				
						Castor type: F J				
 <p>Task chair with 2D adjustable black plastic armrests. Slide seat. Black backrest frame with height adjustable headrest with coat hanger. Weight-sensitive synchronized mechanism with 5 locking positions. Black plastic 5 star base with fiberglass and 65 mm castors.</p>	720	720	920-1040	405-525	G5A0198	610	621	636	680	
 <p>Task chair with 2D adjustable black plastic armrests. Black backrest frame with height adjustable lumbar support and height adjustable headrest. Weight-sensitive synchronized mechanism with 5 locking positions. Black plastic 5 star base with fiberglass and 65 mm castors.</p>	720	720	920-1040	405-525	G5A0199	595	602	621	662	
 <p>Task chair with 2D adjustable black plastic armrests. Slide seat. Black backrest frame with height adjustable lumbar support and height adjustable headrest. Weight-sensitive synchronized mechanism with 5 locking positions. Black plastic 5 star base with fiberglass and 65 mm castors.</p>	720	720	920-1040	405-525	G5A0200	610	621	636	680	
 <p>Task chair with 2D adjustable black plastic armrests. Black backrest frame with height adjustable lumbar support and height adjustable headrest with coat hanger. Weight-sensitive synchronized mechanism with 5 locking positions. Black plastic 5 star base with fiberglass and 65 mm castors.</p>	720	720	920-1040	405-525	G5A0201	602	610	628	665	
 <p>Task chair with 2D adjustable black plastic armrests. Slide seat. Black backrest frame with height adjustable lumbar support and height adjustable headrest with coat hanger. Weight-sensitive synchronized mechanism with 5 locking positions. Black plastic 5 star base with fiberglass and 65 mm castors.</p>	720	720	920-1040	405-525	G5A0202	617	628	643	687	

Description	W	D	H	SH	Code	Price, GBP (RRP)				
						Fabric	Leather look/Fabric	Fabric		
						Berta, Era, Bondai	RNN, Austea, Xtreme Plus, Step Melange, Step	Valencia C5, Velito, Synergy	Steelcut Trio 3	
						Mesh fabric: FT01, FT02, FT03, FT04, FT05, FT06				
						Castors: 1 O				
						Castor type: F J				

Task chairs with 3D adjustable armrests



Task chair with 3D adjustable black plastic armrests. Black backrest frame. Weight-sensitive synchronized mechanism with 5 locking positions. Black plastic 5 star base with fiberglass and 65 mm castors.

720 720 920-1040 405-525 G5A0680 **551 562 577 617**



Task chair with 3D adjustable black plastic armrests. Slide seat. Black backrest frame. Weight-sensitive synchronized mechanism with 5 locking positions. Black plastic 5 star base with fiberglass and 65 mm castors.

720 720 920-1040 405-525 G5A0681 **565 577 591 632**



Task chair with 3D adjustable black plastic armrests. Black backrest frame with height adjustable lumbar support. Weight-sensitive synchronized mechanism with 5 locking positions. Black plastic 5 star base with fiberglass and 65 mm castors.

720 720 920-1040 405-525 G5A0682 **554 565 584 625**



Task chair with 3D adjustable black plastic armrests. Slide seat. Black backrest frame with height adjustable lumbar support. Weight-sensitive synchronized mechanism with 5 locking positions. Black plastic 5 star base with fiberglass and 65 mm castors.






720 720 920-1040 405-525 G5A0683 **573 584 599 643**








Task chairs with 3D adjustable armrests and headrest



Task chair with 3D adjustable black plastic armrests. Black backrest frame with height adjustable headrest. Weight-sensitive synchronized mechanism with 5 locking positions. Black plastic 5 star base with fiberglass and 65 mm castors.

720 720 920-1040 405-525 G5A0684 **599 610 625 665**

Description	W	D	H	SH	Code	Price, GBP (RRP)				
						Fabric	Leather look/Fabric	Fabric		
						Berta, Era, Bondai	RNN, Austea, Xtreme Plus, Step Melange, Step	Valencia C5, Velito, Synergy	Steelcut Trio 3	
						Mesh fabric: FT01, FT02, FT03, FT04, FT05, FT06				
						Castors: 1 O				
						Castor type: F J				
	Task chair with 3D adjustable black plastic armrests. Slide seat. Black backrest frame with height adjustable headrest. Weight-sensitive synchronized mechanism with 5 locking positions. Black plastic 5 star base with fiberglass and 65 mm castors.	720	720	920-1040	405-525	G5A0685	614	625	639	680
	Task chair with 3D adjustable black plastic armrests. Black backrest frame with height adjustable headrest with coat hanger. Weight-sensitive synchronized mechanism with 5 locking positions. Black plastic 5 star base with fiberglass and 65 mm castors.	720	720	920-1040	405-525	G5A0686	606	617	632	673
	Task chair with 3D adjustable black plastic armrests. Slide seat. Black backrest frame with height adjustable headrest with coat hanger. Weight-sensitive synchronized mechanism with 5 locking positions. Black plastic 5 star base with fiberglass and 65 mm castors.	720	720	920-1040	405-525	G5A0687	621	632	647	687
	Task chair with 3D adjustable black plastic armrests. Black backrest frame with height adjustable lumbar support and height adjustable headrest. Weight-sensitive synchronized mechanism with 5 locking positions. Black plastic 5 star base with fiberglass and 65 mm castors.	720	720	920-1040	405-525	G5A0688	602	614	632	673
	Task chair with 3D adjustable black plastic armrests. Slide seat. Black backrest frame with height adjustable lumbar support and height adjustable headrest. Weight-sensitive synchronized mechanism with 5 locking positions. Black plastic 5 star base with fiberglass and 65 mm castors.	720	720	920-1040	405-525	G5A0689	621	632	647	691

Description	W	D	H	SH	Code	Price, GBP (RRP)				
						Fabric	Leather look/Fabric	Fabric		
						Berta, Era, Bondai	RNN, Austea, Xtreme Plus, Step Melange, Step	Valencia C5, Velito, Synergy	Steelcut Trio 3	
						Mesh fabric: FT01, FT02, FT03, FT04, FT05, FT06				
						Castors: 1 O				
						Castor type: F J				
	Task chair with 3D adjustable black plastic armrests. Black backrest frame with height adjustable lumbar support and height adjustable headrest with coat hanger. Weight-sensitive synchronized mechanism with 5 locking positions. Black plastic 5 star base with fiberglass and 65 mm castors.	720	720	920-1040	405-525	G5A0690	610	621	639	680
	Task chair with 3D adjustable black plastic armrests. Slide seat. Black backrest frame with height adjustable lumbar support and height adjustable headrest with coat hanger. Weight-sensitive synchronized mechanism with 5 locking positions. Black plastic 5 star base with fiberglass and 65 mm castors.	720	720	920-1040	405-525	G5A0691	628	639	654	699
						Mesh fabric: FT01, FT02, FT03, FT04, FT05, FT06				
	OPTIONAL Height adjustable headrest	125	315	255		G5Z0010		52		
	Height adjustable headrest with coat hanger	150	355	275		G5Z0011		59		
	2D adjustable black plastic armrests (2 pcs)	205	215	280		G5D0034		107		
	3D adjustable black plastic armrests (2 pcs)	205	215	280		G5D0035		122		
	Height adjustable lumbar support	380	60	105		G5Z0012		11		

Chair family

D-CHAIR



Technical information

Types

- Task / visitor chair (1)
- Executive chair (2)

1



2



Seat

- Fixed seat;
- Seat frame made of black, grey or red PA (nylon) reinforced with fiberglass;
- Seat upholstered with self-supporting mesh;
- Seat is directly connected to backrest and creates single monoblock;
- Maximum load – 110 kg.

Backrest

- Available in medium and high versions (headrest);
- Frame made of black, grey or red PA (nylon) reinforced with fiberglass;
- Backrest is directly connected to seat and creates single monoblock;
- Backrest upholstered with self-supporting mesh;
- Assembled with metal fittings.

Armrests (optional)

- Fixed armrests made of black, grey or red PA (nylon) reinforced with fiberglass with PU (polyurethane) pads for a soft touch;
- Fixed armrests made of black PA (nylon) reinforced with fiberglass without PU (polyurethane) pads for a soft touch;
- 2D (two directions) adjustable armrests made of black, grey or red PA (nylon) reinforced with fiberglass;
- 2D armrests: height adjustable (60 mm run range) and pad moves forward and backwards (50 mm run range);
- 4D (four directions) adjustable armrests made of black, grey or red PA (nylon) reinforced with fiberglass;
- 4D armrests: height adjustable (60 mm run range), pad moves forward and backwards (50 mm run range), rotates (15° one direction) and moves sideways (25 mm run range);
- 2D and 4D armrests' upper part coated with PU (polyurethane) pads for a soft touch.

Mechanism

- Synchronized mechanism with tension adjustment;
- Lockable in working position by integrated lever;
- Height adjustment controlled by integrated lever;
- Mechanism outer body and backrest connection made out of black, grey and red PA (nylon) reinforced with fiber-glass;
- Mechanism housing and inner parts made out of powder-coated steel and aluminum.

Gas lift

- Chrome or black;
- 130 mm run range.

Base

- Five-star, made out of black, grey or red PA (nylon) reinforced with fiberglass;
- External Ø700 mm.

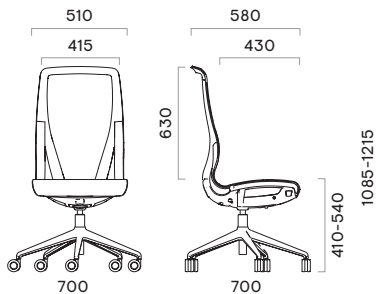
Castors

- Rubber-free wheel hollow castors for hard floor, Ø65 mm;
- PA (polyamide) free wheel hollow castors for soft floor, Ø65 mm;
- Rubber self-braking hollow castors for hard floor, Ø65 mm;
- PA (polyamide) self-braking hollow castors for soft floor, Ø65 mm.

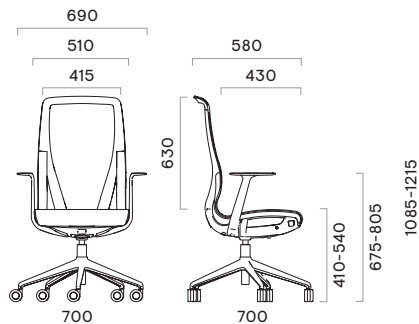
Range

Task / visitor chair

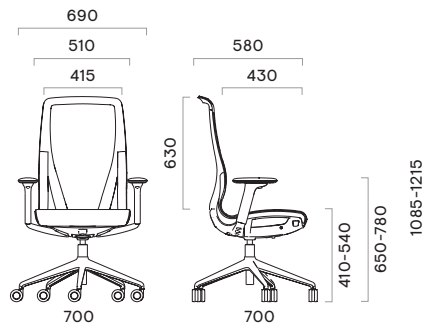
No armrests



Fixed armrests

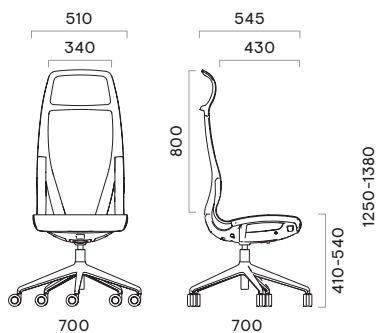


Adjustable armrests

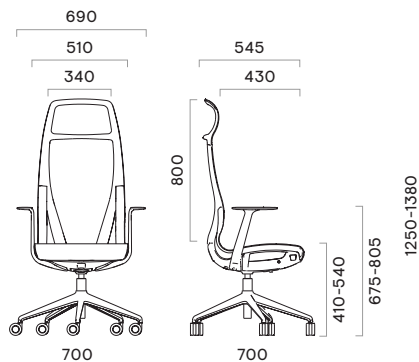


Executive chair

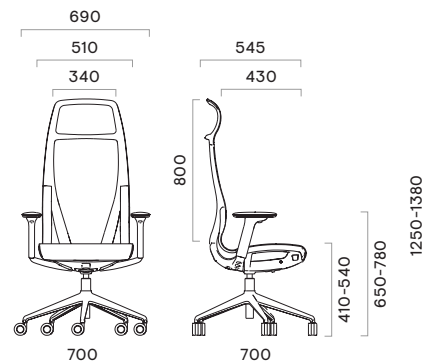
No armrests



Fixed armrests



Adjustable armrests



Additional information

- Comes fully assembled in the box, ready to use.


- The chairs were tested according to EN 1335-2:2018 standard, which concludes that the safe weight limit is 110kg. Exceeding this limit or careless activity with the product may result in damages or injuries.



Options of armrests

Functions	Fixed		2D	4D
	Without PU pads	With PU pads	With PU pads	With PU pads
Height adjustment 60 mm run range	✗	✗	✓	✓
Moves forward and backwards 50 mm run range	✗	✗	✓	✓
Rotates 15° one direction	✗	✗	✗	✓
Moves sideways 25 mm run range	✗	✗	✗	✓

Ordering example











FW09





S1D
Fixed (PU)
armrests

C
Hollow rubber
castors (1)

	G5A0152.	FW09.	1.	C.	S1D
Product		SS mesh	Castors	Castors type	Armrests type

Description	W	D	H	SH	Code	Price, GBP (RRP)				
						Castors: 01				
						Castors type: C U				
						Seat and backrest color: SS mesh				
						Armrests:				
						00D	H1D	S1D	02D	04D
Black frame										
 Task chair. Solid mesh upholstered backrest and seat. Black plastic chair frame. Synchro mechanism with backrest locking. Black plastic 5 star base with fiberglass and hollow castors.	700	700	1085 - 1215	410 - 540	G5A0152	824	898	965	979	1042
 Task chair. Solid mesh upholstered backrest and seat. Black plastic chair frame. Synchro mechanism with backrest locking. Grey plastic 5 star base with fiberglass and hollow castors.	700	700	1085 - 1215	410 - 540	G5A0527	861	942	1002	1020	1083
 Executive chair. Solid mesh upholstered high backrest and seat. Black plastic chair frame. Synchro mechanism with backrest locking. Black plastic 5 star base with fiberglass and hollow castors.	700	700	1250 - 1380	410 - 540	G5A0154	898	979	1042	1057	1124
 Executive chair. Solid mesh upholstered high backrest and seat. Black plastic chair frame. Synchro mechanism with backrest locking. Grey plastic 5 star base with fiberglass and hollow castors.	700	700	1250 - 1380	410 - 540	G5A0529	942	1020	1083	1098	1161

Description	W	D	H	SH	Code	Price, GBP (RRP)				
						Castors: 01				
						Castors type: C U				
						Seat and backrest color: SS mesh				
						Armrests:				
						00D	H1D	S1D	02D	04D
Grey frame										
 Task chair. Solid mesh upholstered backrest and seat. Grey plastic chair frame. Synchro mechanism with backrest locking. Grey plastic 5 star base with fiberglass and hollow castors.	700	700	1085 - 1215	410 - 540	G5A0531	979	1057	1124	1138	1198
 Task chair. Solid mesh upholstered backrest and seat. Grey plastic chair frame. Synchro mechanism with backrest locking. Black plastic 5 star base with fiberglass and hollow castors.	700	700	1085 - 1215	410 - 540	G5A0156	979	1057	1124	1138	1198
 Executive chair. Solid mesh upholstered high backrest and seat. Grey plastic chair frame. Synchro mechanism with backrest locking. Grey plastic 5 star base with fiberglass and hollow castors.	700	700	1250 - 1380	410 - 540	G5A0533	1057	1138	1198	1216	1279
 Executive chair. Solid mesh upholstered high backrest and seat. Grey plastic chair frame. Synchro mechanism with backrest locking. Black plastic 5 star base with fiberglass and hollow castors.	700	700	1250 - 1380	410 - 540	G5A0158	1057	1138	1198	1216	1279

Description	W	D	H	SH	Code	Price, GBP (RRP)				
						Castors: O 1				
						Castors type: C U				
						Seat and backrest color: SS mesh				
						Armrests:				
						O0D	H1D	S1D	O2D	O4D
Red frame										
 Task chair. Solid mesh upholstered backrest and seat. Red plastic chair frame. Synchro mechanism with backrest locking. Red plastic 5 star base with fiberglass and hollow castors.	700	700	1085 - 1215	410 - 540	G5A0535	1042	1124	1179	1198	1260
 Task chair. Solid mesh upholstered backrest and seat. Red plastic chair frame. Synchro mechanism with backrest locking. Black plastic 5 star base with fiberglass and hollow castors.	700	700	1085 - 1215	410 - 540	G5A0162	1042	1124	1179	1198	1260
 Executive chair. Solid mesh upholstered high backrest and seat. Red plastic chair frame. Synchro mechanism with backrest locking. Red plastic 5 star base with fiberglass and hollow castors.	700	700	1250 - 1380	410 - 540	G5A0537	1124	1238	1260	1279	1338
 Executive chair. Solid mesh upholstered high backrest and seat. Red plastic chair frame. Synchro mechanism with backrest locking. Black plastic 5 star base with fiberglass and hollow castors.	700	700	1250 - 1380	410 - 540	G5A0164	1124	1238	1260	1279	1338

OFY

Other documents available for this product

User manual for OFY task and executive chairs
NARBUTAS product care guide



Technical information

Types

- Executive chair (1)
- Task chair (2)
- Visitor chair (3)

1



2



3



Executive, Task, Low-back task chair

Seat

- Fixed seat and depth-adjustable (60 mm run range) seat options;
- Seat frame made of black PA (nylon), reinforced with fiberglass;
- Soft seat part is made of polyurethane (PU) and can be upholstered with different class fabrics.

Backrest

- Available in low, medium and high backrest version;
- Inner part made of black and grey PA (nylon) reinforced with fiberglass;
- For high backrest version bent plywood is used with inner part and metal fittings;
- Backrest upholstered with soft polyurethane (PU) and fabric;
- Assembled with metal fittings.

Lumbar support

- Height-adjustable (90 mm run range);
- Covered inside backrest;
- Made of black polypropylene (PP) plastic;
- Adjustable with integrated lever / knob, made of black or grey polypropylene (PP) plastic.

Armrests (optional)

- Integrated non-adjustable armrest made of black or grey PA (nylon), reinforced with fiberglass;
- Fixed armrests made of black or grey PA (nylon), reinforced with fiberglass;
- 1D (one direction) adjustable armrests made of black or grey PA (nylon), reinforced with fiberglass;
- 1D armrests: height-adjustable (100 mm run range);
- 3D (three directions) adjustable armrests made of black or grey PA (nylon), reinforced with fiberglass;
- 3D armrests height adjustable (100 mm run range), pad moves forward and backwards (50 mm run range) and rotates sideways (30 degrees both sides);
- 1D and 3D armrests' upper part is coated with PU (polyurethane) pads for a soft touch;
- Armrests always match the colour of frame and plastic base.

Mechanism

- Weight sensitive synchro-mechanism with or without seat dept adjustment;
- 5 locking positions;
- Lockable in working position by integrated lever;
- Height adjustment controlled by integrated lever;
- Mechanism outer body and backrest connection made out of black or grey PA (nylon) reinforced with fiberglass;
- Mechanism housing and inner parts made of powder-coated steel and aluminium.

Gas lift

- Black;
- 110 mm run range;
- Maximum load up to 110* kg.

*Tested according to standard EN 1335-2:2018 which assures that chairs are able to withstand the load up to 110 kg. Exceeding this limit or careless activity with the product may result in damages or injuries.

Base

- Five-star, made of black or grey PA (nylon) reinforced with fiberglass or polished die-cast aluminium;
- External Ø700 mm.

Castors

- Rubber-free wheel castors for hard floor, Ø65 mm;
- PA (polyamide) free wheel castors for soft floor, Ø65 mm;
- Rubber self-braking castors for hard floor, Ø65 mm;
- PA (polyamide) self-braking castors for soft floor, Ø65 mm.

Visitor chair

Seat

- Seat frame made of black PA (nylon), reinforced with fiberglass;
- Soft seat part is made of polyurethane (PU) and can be upholstered with different class fabrics;
- Maximum load up to 110* kg.
- *Tested according to standard EN 16139:2013, which assures that chairs are able to withstand the load up to 110 kg. Exceeding this limit or careless activity with the product may result in damages or injuries.

Backrest

- Available only with low backrest;
- Inner part made of black and grey PA (nylon), reinforced with fiberglass;
- Backrest upholstered with soft polyurethane (PU) and fabric;
- Assembled with metal fittings.

Armrests (optional)

- Integrated non-adjustable armrest is made of black or grey PA (nylon), reinforced with fiberglass;
- Fixed armrests made of black or grey PA (nylon) reinforced with fiberglass;
- Armrests always match the colour of frame and plastic base.

Mechanism

- Constant tilt mechanism, no locking;
- Adapter made of black or grey PA (nylon) reinforced with fiberglass;
- Backrest connection plate made of steel plate;
- Mechanism made out of PA (nylon) reinforced with fiberglass and steel inner parts.

Bases

- Pyramid-type base is made of black or grey powder-coated aluminium;
- Preassembled with steel swiveling cone;
- External Ø670 mm.

Castors

- Rubber-free wheel castors for hard floor, Ø50 mm;
- PA (polyamide)-free wheel castors for soft floor, Ø50 mm.

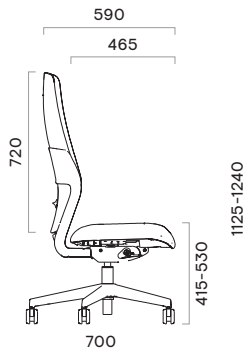
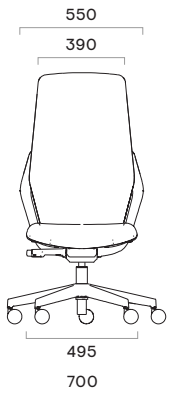
Glides

- Glides for soft floor made of polypropylene (PP) plastic;
- Glides for hard floor with felt pads.

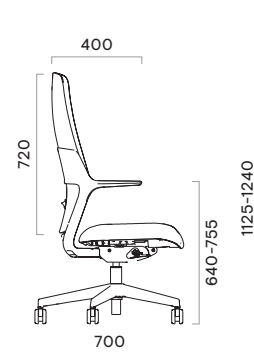
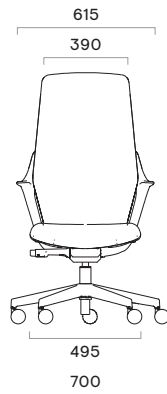
Range

Executive chair*

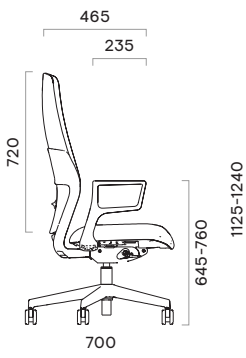
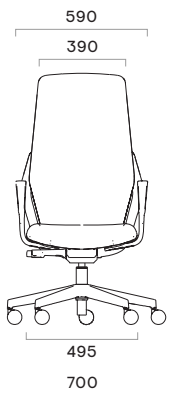
No armrests



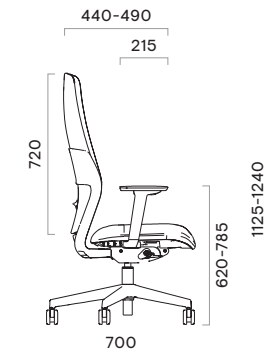
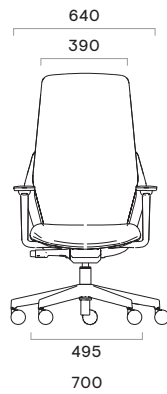
Integrated armrests



Fixed armrests

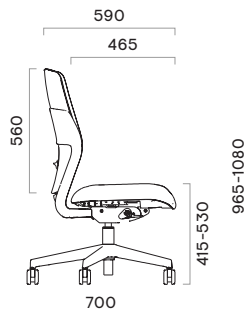
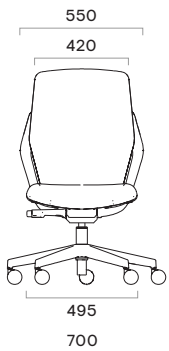


Adjustable armrests

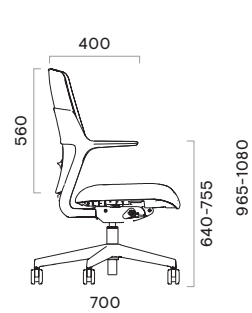
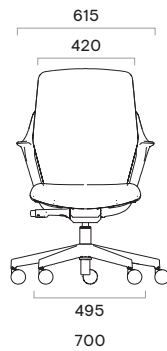


Task chair*

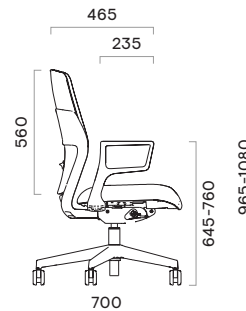
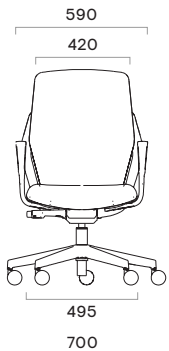
No armrests



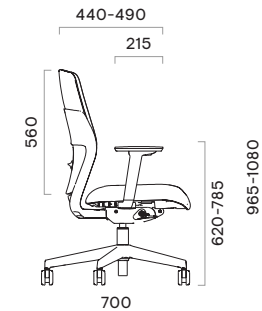
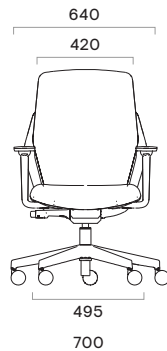
Integrated armrests



Fixed armrests

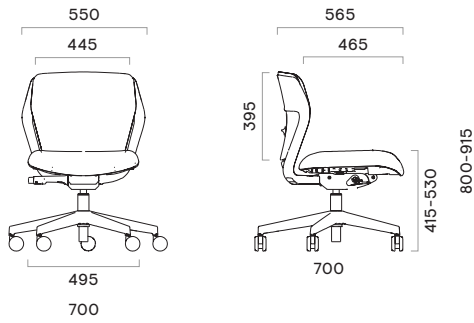


Adjustable armrests

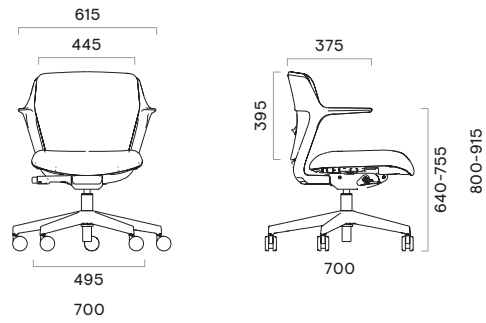


Low-back task chair*

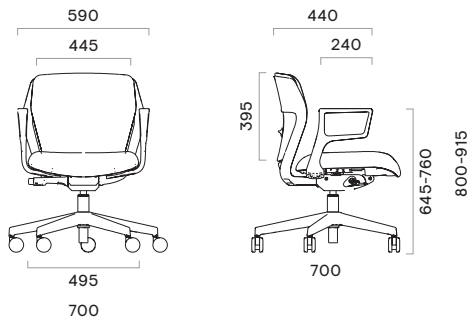
No armrests



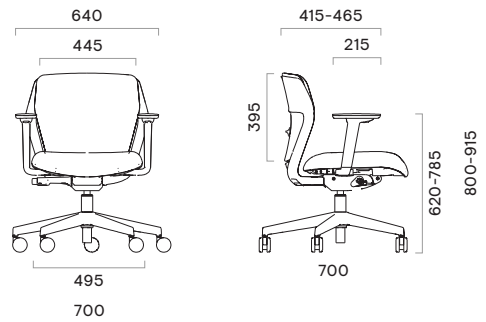
Integrated armrests



Fixed armrests



Adjustable armrests



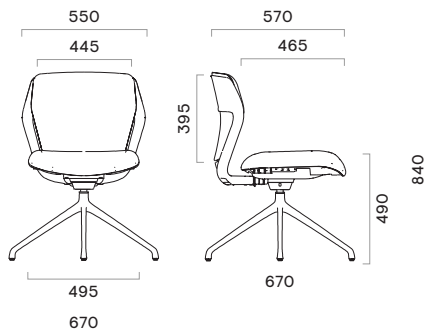
PLEASE NOTE: The height of Executive and Task chairs is indicated according to EN 1335-1:2020+A1:2022 standard, which is measured in the middle of the seat with 60 kg pressing.

* Seat height is 410-520 mm for chairs with fixed seats.

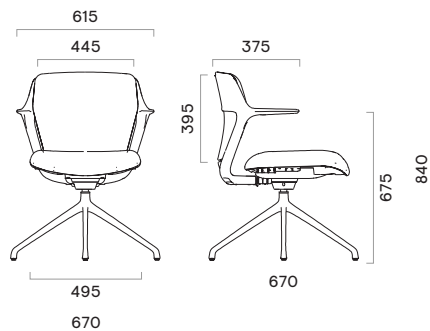
Seat height is 420-530 mm for chairs with sliding seats.

Visitor chair with glides

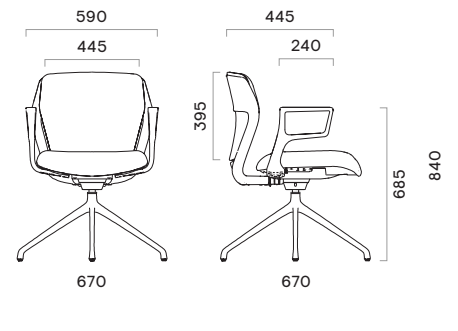
No armrests



Integrated armrests

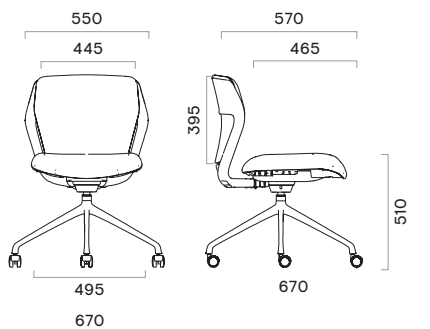


Fixed armrests

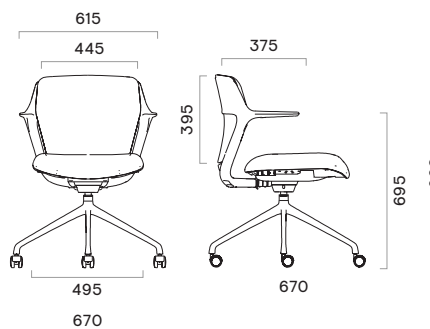


Visitor chair with castors

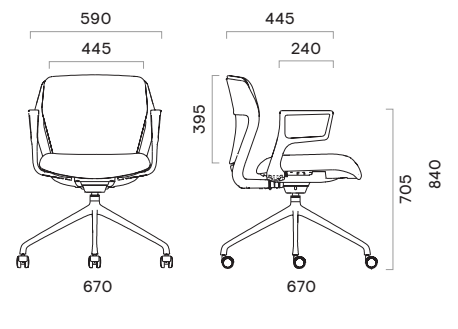
No armrests



Integrated armrests




Fixed armrests



PLEASE NOTE: Visitor chair height is indicated by external dimensions.

Additional information



- Executive and Task chairs arrive partly assembled - base, castors, and gas lift are not assembled.
- Visitor chairs arrive fully assembled.
- Fixed armrests can be bought separately. They are suitable for a chair without armrests or when replacing 1D / 3D armrests.
- Fixed armrest assembly: armrests have to be screwed into the furthest holes as shown in the illustration below.




Options of armrests

Options	No armrest	Integrated	Fixed	1D	3D
Executive	✓	✓	✓	✓	✓
Task	✓	✓	✓	✓	✓
Visitor	✓	✓	✓	✗	✗

Functions of armrests

Functions	1D	3D
	With PU pads 	With PU pads 
Height adjustment (100 mm run range)	✓	✓
Top moves forward and backwards (50 mm run range)	✗	✓
Top rotates (30 degrees to both sides)	✗	✓


Ordering example



GT07

F
Twin wheel castor
for soft floor (1)


G5A0541.	GT07.	1.	F
Product	Fabric	Castors	Castors type



GT04

F
Twin wheel castor
for soft floor (1)






G5A0627.	GT04.	1.	F
Product	Fabric	Castors	Castors type







GT04




+
Felt glide for
hard floor (0)






G5A0543.	GT04.	0
Product	Fabric	Glide





Description	W	D	H	SH	Code	Price, GBP (RRP)					
						Castors: 01					
						Glides: - +					
						Fabric	Leather look/ Fabric	Fabric	Genuine leather		
						Berta, Era	RNN, Austea, Step & Step Melange	Cyber, Valencia C5, Velito, Synergy	Steelcut Trio 3	DNN	
						Castor type: F J					
Black frame											
	Executive chair. Black plastic frame with height-adjustable lumbar support. Weight-sensitive synchro mechanism with 5 locking positions. Black plastic 5 star base with fiberglass and castors.	700	700	1125-1235	410-520	G5A0611	883	928	983	1168	1227
	Executive chair. Slide seat. Black plastic frame with height-adjustable lumbar support. Weight-sensitive synchro mechanism with 5 locking positions. Black plastic 5 star base with fiberglass and castors.	700	700	1135-1245	420-530	G5A0612	928	965	1024	1209	1264
	Executive chair. Black plastic frame with height-adjustable lumbar support. Weight-sensitive synchro mechanism with 5 locking positions. 5 star die-cast polished aluminium base and castors.	700	700	1125-1235	410-520	G5A0613	946	983	1042	1227	1283
	Executive chair. Slide seat. Black plastic frame with height-adjustable lumbar support. Weight-sensitive synchro mechanism with 5 locking positions. 5 star die-cast polished aluminium base and castors.	700	700	1135-1245	420-530	G5A0614	983	1024	1083	1268	1327
	Executive chair with integrated non-adjustable armrests. Black plastic frame with height-adjustable lumbar support. Weight-sensitive synchro mechanism with 5 locking positions. Black plastic 5 star base with fiberglass and castors.	700	700	1125-1235	410-520	G5A0615	946	983	1042	1227	1283






Description	W	D	H	SH	Code	Price, GBP (RRP)				
						Castors: 01				
						Glides: - +				
						Fabric	Leather look/ Fabric	Fabric	Genuine leather	
						Berta, Era	RNN, Austea, Step & Step Melange	Cyber, Valencia C5, Velito, Synergy	Steelcut Trio 3	DNN
						Castor type: F J				
 <p>Executive chair with integrated non-adjustable armrests. Slide seat. Black plastic frame with height-adjustable lumbar support. Weight-sensitive synchro mechanism with 5 locking positions. Black plastic 5 star base with fiberglass and castors.</p>	700	700	1135-1245	420-530	G5A0616	983	1024	1083	1268	1327
 <p>Executive chair with integrated non-adjustable armrests. Black plastic frame with height-adjustable lumbar support. Weight-sensitive synchro mechanism with 5 locking positions. 5 star die-cast polished aluminium base and castors.</p>	700	700	1125-1235	410-520	G5A0617	1002	1042	1101	1286	1345
 <p>Executive chair with integrated non-adjustable armrests. Slide seat. Black plastic frame with height-adjustable lumbar support. Weight-sensitive synchro mechanism with 5 locking positions. 5 star die-cast polished aluminium base and castors.</p>	700	700	1135-1245	420-530	G5A0618	1042	1083	1142	1327	1382
 <p>Fixed plastic armrests (2pcs.)</p>	195	295	315		G5D0002			100		




Description	W	D	H	SH	Code	Price, GBP (RRP)					
						Castors: 01					
						Glides: - +					
						Fabric	Leather look/ Fabric	Fabric	Genuine leather		
						Berta, Era	RNN, Austea, Step & Step Melange	Cyber, Valencia C5, Velito, Synergy	Steelcut Trio 3	DNN	
						Castor type: F J					
	Executive chair with 1D height-adjustable black plastic armrests. Black plastic frame with height-adjustable lumbar support. Weight-sensitive synchro mechanism with 5 locking positions. Black plastic 5 star base with fiberglass and castors.	700	700	1125-1235	410-520	G5A0619	983	1024	1083	1268	1327
	Executive chair with 1D height-adjustable black plastic armrests. Slide seat. Black plastic frame with height-adjustable lumbar support. Weight-sensitive synchro mechanism with 5 locking positions. Black plastic 5 star base with fiberglass and castors.	700	700	1135-1245	420-530	G5A0620	1024	1061	1124	1308	1364
	Executive chair with 1D height-adjustable black plastic armrests. Black plastic frame with height-adjustable lumbar support. Weight-sensitive synchro mechanism with 5 locking positions. 5 star die-cast polished aluminium base and castors.	700	700	1125-1235	410-520	G5A0621	1042	1083	1142	1327	1382
	Executive chair with 1D height-adjustable black plastic armrests. Slide seat. Black plastic frame with height-adjustable lumbar support. Weight-sensitive synchro mechanism with 5 locking positions. 5 star die-cast polished aluminium base and castors.	700	700	1135-1245	420-530	G5A0622	1083	1124	1179	1364	1423
	Executive chair with 3D adjustable black plastic armrests. Black plastic frame with height-adjustable lumbar support. Weight-sensitive synchro mechanism with 5 locking positions. Black plastic 5 star base with fiberglass and castors.	700	700	1125-1235	410-520	G5A0623	1024	1061	1124	1308	1364







Description	W	D	H	SH	Code	Price, GBP (RRP)				
						Castors: 01				
						Glides: - +				
						Fabric	Leather look/ Fabric	Fabric	Genuine leather	
						Berta, Era	RNN, Austea, Step & Step Melange	Cyber, Valencia C5, Velito, Synergy	Steelcut Trio 3	DNN
						Castor type: F J				
 <p>Executive chair with 3D adjustable black plastic armrests. Slide seat. Black plastic frame with height-adjustable lumbar support. Weight-sensitive synchro mechanism with 5 locking positions. Black plastic 5 star base with fiberglass and castors.</p>	700	700	1135-1245	420-530	G5A0624	1061	1101	1161	1345	1404
 <p>Executive chair with 3D adjustable black plastic armrests. Black plastic frame with height-adjustable lumbar support. Weight-sensitive synchro mechanism with 5 locking positions. 5 star die-cast polished aluminium base and castors.</p>	700	700	1125-1235	410-520	G5A0625	1083	1124	1179	1364	1423
 <p>Executive chair with 3D adjustable black plastic armrests. Slide seat. Black plastic frame with height-adjustable lumbar support. Weight-sensitive synchro mechanism with 5 locking positions. 5 star die-cast polished aluminium base and castors.</p>	700	700	1135-1245	420-530	G5A0626	1124	1161	1220	1404	1460





Description	W	D	H	SH	Code	Price, GBP (RRP)					
						Castors: 01					
						Glides: - +					
						Fabric	Leather look/ Fabric	Fabric	Genuine leather		
						Berta, Era	RNN, Austeaa, Step & Step Melange	Cyber, Valencia C5, Velito, Synergy	Steelcut Trio 3	DNN	
						Castor type: F J					
Grey frame											
	Executive chair. Grey plastic frame with height-adjustable lumbar support. Weight-sensitive synchro mechanism with 5 locking positions. Grey plastic 5 star base with fiberglass and castors.	700	700	1125-1235	410-520	G5A0627	928	965	1024	1209	1264
	Executive chair. Slide seat. Grey plastic frame with height-adjustable lumbar support. Weight-sensitive synchro mechanism with 5 locking positions. Grey plastic 5 star base with fiberglass and castors.	700	700	1135-1245	420-530	G5A0628	965	1002	1061	1246	1305
	Executive chair. Grey plastic frame with height-adjustable lumbar support. Weight-sensitive synchro mechanism with 5 locking positions. 5 star die-cast polished aluminium base and castors.	700	700	1125-1235	410-520	G5A0629	983	1024	1083	1268	1327
	Executive chair. Slide seat. Grey plastic frame with height-adjustable lumbar support. Weight-sensitive synchro mechanism with 5 locking positions. 5 star die-cast polished aluminium base and castors.	700	700	1135-1245	420-530	G5A0630	1024	1061	1124	1308	1364
	Executive chair with integrated non-adjustable armrests. Grey plastic frame with height-adjustable lumbar support. Weight-sensitive synchro mechanism with 5 locking positions. Grey plastic 5 star base with fiberglass and castors.	700	700	1125-1235	410-520	G5A0631	983	1024	1083	1268	1327






Description	W	D	H	SH	Code	Price, GBP (RRP)				
						Castors: 01				
						Glides: - +				
						Fabric	Leather look/ Fabric	Fabric	Genuine leather	
						Berta, Era	RNN, Austea, Step & Step Melange	Cyber, Valencia C5, Velito, Synergy	Steelcut Trio 3	DNN
						Castor type: F J				
 <p>Executive chair with integrated non-adjustable armrests. Slide seat. Grey plastic frame with height-adjustable lumbar support. Weight-sensitive synchro mechanism with 5 locking positions. Grey plastic 5 star base with fiberglass and castors.</p>	700	700	1135-1245	420-530	G5A0632	1024	1061	1124	1308	1364
 <p>Executive chair with integrated non-adjustable armrests. Grey plastic frame with height-adjustable lumbar support. Weight-sensitive synchro mechanism with 5 locking positions. 5 star die-cast polished aluminium base and castors.</p>	700	700	1125-1235	410-520	G5A0633	1042	1083	1142	1327	1382
 <p>Executive chair with integrated non-adjustable armrests. Slide seat. Grey plastic frame with height-adjustable lumbar support. Weight-sensitive synchro mechanism with 5 locking positions. 5 star die-cast polished aluminium base and castors.</p>	700	700	1135-1245	420-530	G5A0634	1083	1124	1179	1364	1423
 <p>Fixed plastic armrests (2pcs.)</p>	195	295	315		G5D0002			100		




Description	W	D	H	SH	Code	Price, GBP (RRP)					
						Castors: 01					
						Glides: - +					
						Fabric	Leather look/ Fabric	Fabric	Genuine leather		
						Berta, Era	RNN, Austea, Step & Step Melange	Cyber, Valencia C5, Velito, Synergy	Steelcut Trio 3	DNN	
						Castor type: F J					
	Executive chair with 1D height-adjustable grey plastic armrests. Grey plastic frame with height-adjustable lumbar support. Weight-sensitive synchro mechanism with 5 locking positions. Grey plastic 5 star base with fiberglass and castors.	700	700	1125-1235	410-520	G5A0635	1024	1061	1124	1308	1364
	Executive chair with 1D height-adjustable grey plastic armrests. Slide seat. Grey plastic frame with height-adjustable lumbar support. Weight-sensitive synchro mechanism with 5 locking positions. Grey plastic 5 star base with fiberglass and castors.	700	700	1135-1245	420-530	G5A0636	1061	1101	1161	1345	1404
	Executive chair with 1D height-adjustable grey plastic armrests. Grey plastic frame with height-adjustable lumbar support. Weight-sensitive synchro mechanism with 5 locking positions. 5 star die-cast polished aluminium base and castors.	700	700	1125-1235	410-520	G5A0637	1083	1124	1179	1364	1423
	Executive chair with 1D height-adjustable grey plastic armrests. Slide seat. Grey plastic frame with height-adjustable lumbar support. Weight-sensitive synchro mechanism with 5 locking positions. 5 star die-cast polished aluminium base and castors.	700	700	1135-1245	420-530	G5A0638	1124	1161	1220	1404	1460
	Executive chair with 3D adjustable grey plastic armrests. Grey plastic frame with height-adjustable lumbar support. Weight-sensitive synchro mechanism with 5 locking positions. Grey plastic 5 star base with fiberglass and castors.	700	700	1125-1235	410-520	G5A0639	1061	1101	1161	1345	1404






Description	W	D	H	SH	Code	Price, GBP (RRP)				
						Castors: 01				
						Glides: - +				
						Fabric	Leather look/ Fabric	Fabric	Genuine leather	
						Berta, Era	RNN, Austea, Step & Step Melange	Cyber, Valencia C5, Velito, Synergy	Steelcut Trio 3	DNN
						Castor type: F J				
 <p>Executive chair with 3D adjustable grey plastic armrests. Slide seat. Grey plastic frame with height-adjustable lumbar support. Weight-sensitive synchro mechanism with 5 locking positions. Grey plastic 5 star base with fiberglass and castors.</p>	700	700	1135-1245	420-530	G5A0640	1101	1142	1198	1382	1441
 <p>Executive chair with 3D adjustable grey plastic armrests. Grey plastic frame with height-adjustable lumbar support. Weight-sensitive synchro mechanism with 5 locking positions. 5 star die-cast polished aluminium base and castors.</p>	700	700	1125-1235	410-520	G5A0641	1124	1161	1220	1404	1460
 <p>Executive chair with 3D adjustable grey plastic armrests. Slide seat. Grey plastic frame with height-adjustable lumbar support. Weight-sensitive synchro mechanism with 5 locking positions. 5 star die-cast polished aluminium base and castors.</p>	700	700	1135-1245	420-530	G5A0642	1161	1198	1260	1445	1504





Description	W	D	H	SH	Code	Price, GBP (RRP)					
						Castors: 01					
						Glides: - +					
						Fabric	Leather look/ Fabric	Fabric	Genuine leather		
						Berta, Era	RNN, Austea, Step & Step Melange	Cyber, Valencia C5, Velito, Synergy	Steelcut Trio 3	DNN	
						Castor type: F J					
	Black frame										
	Task chair. Black plastic frame with height-adjustable lumbar support. Weight-sensitive synchro mechanism with 5 locking positions. Black plastic 5 star base with fiberglass and castors.	700	700	965-1075	410-520	G5A0579	806	846	883	1016	1064
	Task chair. Slide seat. Black plastic frame with height-adjustable lumbar support. Weight-sensitive synchro mechanism with 5 locking positions. Black plastic 5 star base with fiberglass and castors.	700	700	975-1085	420-530	G5A0580	846	883	928	1057	1109
	Task chair. Black plastic frame with height-adjustable lumbar support. Weight-sensitive synchro mechanism with 5 locking positions. 5 star die-cast polished aluminium base and castors.	700	700	965-1075	410-520	G5A0581	865	902	946	1076	1127
	Task chair. Slide seat. Black plastic frame with height-adjustable lumbar support. Weight-sensitive synchro mechanism with 5 locking positions. 5 star die-cast polished aluminium base and castors.	700	700	975-1085	420-530	G5A0582	902	946	983	1116	1164
	Task chair with integrated non-adjustable armrests. Black plastic frame with height-adjustable lumbar support. Weight-sensitive synchro mechanism with 5 locking positions. Black plastic 5 star base with fiberglass and castors.	700	700	965-1075	410-520	G5A0583	865	902	946	1076	1127






Description	W	D	H	SH	Code	Price, GBP (RRP)				
						Castors: 0 1				
						Glides: - +				
						Fabric	Leather look/ Fabric		Fabric	Genuine leather
						Berta, Era	RNN, Austea, Step & Step Melange	Cyber, Valencia C5, Velito, Synergy	Steelcut Trio 3	DNN
						Castor type: F J				
 <p>Task chair with integrated non-adjustable armrests. Slide seat. Black plastic frame with height-adjustable lumbar support. Weight-sensitive synchro mechanism with 5 locking positions. Black plastic 5 star base with fiberglass and castors.</p>	700	700	975-1085	420-530	G5A0584	902	946	983	1116	1164
 <p>Task chair with integrated non-adjustable armrests. Black plastic frame with height-adjustable lumbar support. Weight-sensitive synchro mechanism with 5 locking positions. 5 star die-cast polished aluminium base and castors.</p>	700	700	965-1075	410-520	G5A0585	928	965	1002	1135	1183
 <p>Task chair with integrated non-adjustable armrests. Slide seat. Black plastic frame with height-adjustable lumbar support. Weight-sensitive synchro mechanism with 5 locking positions. 5 star die-cast polished aluminium base and castors.</p>	700	700	975-1085	420-530	G5A0586	965	1002	1042	1172	1223
 <p>Fixed plastic armrests (2pcs.)</p>	195	295	315		G5D0002			100		




Description	W	D	H	SH	Code	Price, GBP (RRP)					
						Castors: 01					
						Glides: - +					
						Fabric	Leather look/ Fabric	Fabric	Genuine leather		
						Berta, Era	RNN, Austeia, Step & Step Melange	Cyber, Valencia C5, Velito, Synergy	Steelcut Trio 3	DNN	
						Castor type: F J					
	Task chair with 1D height-adjustable black plastic armrests. Black plastic frame with height-adjustable lumbar support. Weight-sensitive synchro mechanism with 5 locking positions. Black plastic 5 star base with fiberglass and castors.	700	700	965-1075	410-520	G5A0587	902	946	983	1116	1164
	Task chair with 1D height-adjustable black plastic armrests. Slide seat. Black plastic frame with height-adjustable lumbar support. Weight-sensitive synchro mechanism with 5 locking positions. Black plastic 5 star base with fiberglass and castors.	700	700	975-1085	420-530	G5A0588	946	983	1024	1153	1205
	Task chair with 1D height-adjustable black plastic armrests. Black plastic frame with height-adjustable lumbar support. Weight-sensitive synchro mechanism with 5 locking positions. 5 star die-cast polished aluminium base and castors.	700	700	965-1075	410-520	G5A0589	965	1002	1042	1172	1223
	Task chair with 1D height-adjustable black plastic armrests. Slide seat. Black plastic frame with height-adjustable lumbar support. Weight-sensitive synchro mechanism with 5 locking positions. 5 star die-cast polished aluminium base and castors.	700	700	975-1085	420-530	G5A0590	1002	1042	1083	1216	1264
	Task chair with 3D adjustable black plastic armrests. Black plastic frame with height-adjustable lumbar support. Weight-sensitive synchro mechanism with 5 locking positions. Black plastic 5 star base with fiberglass and castors.	700	700	965-1075	410-520	G5A0591	946	983	1024	1153	1205

Description	W	D	H	SH	Code	Price, GBP (RRP)				
						Castors: 0 1				
						Glides: - +				
						Fabric	Leather look/ Fabric		Fabric	Genuine leather
						Berta, Era	RNN, Austea, Step & Step Melange	Cyber, Valencia C5, Velito, Synergy	Steelcut Trio 3	DNN
						Castor type: F J				
 <p>Task chair with 3D adjustable black plastic armrests. Slide seat. Black plastic frame with height-adjustable lumbar support. Weight-sensitive synchro mechanism with 5 locking positions. Black plastic 5 star base with fiberglass and castors.</p>	700	700	975-1085	420-530	G5A0592	983	1024	1061	1190	1242
 <p>Task chair with 3D adjustable black plastic armrests. Black plastic frame with height-adjustable lumbar support. Weight-sensitive synchro mechanism with 5 locking positions. 5 star die-cast polished aluminium base and castors.</p>	700	700	965-1075	410-520	G5A0593	1002	1042	1083	1216	1264
 <p>Task chair with 3D adjustable black plastic armrests. Slide seat. Black plastic frame with height-adjustable lumbar support. Weight-sensitive synchro mechanism with 5 locking positions. 5 star die-cast polished aluminium base and castors.</p>	700	700	975-1085	420-530	G5A0594	1042	1083	1124	1253	1305

Description	W	D	H	SH	Code	Price, GBP (RRP)					
						Castors: 01					
						Glides: - +					
						Fabric	Leather look/ Fabric	Fabric	Genuine leather		
						Berta, Era	RNN, Austea, Step & Step Melange	Cyber, Valencia C5, Velito, Synergy	Steelcut Trio 3	DNN	
						Castor type: F J					
Grey frame											
	Task chair. Grey plastic frame with height-adjustable lumbar support. Weight-sensitive synchro mechanism with 5 locking positions. Grey plastic 5 star base with fiberglass and castors.	700	700	965-1075	410-520	G5A0595	846	883	928	1057	1109
	Task chair. Slide seat. Grey plastic frame with height-adjustable lumbar support. Weight-sensitive synchro mechanism with 5 locking positions. Grey plastic 5 star base with fiberglass and castors.	700	700	975-1085	420-530	G5A0596	883	928	965	1094	1146
	Task chair. Grey plastic frame with height-adjustable lumbar support. Weight-sensitive synchro mechanism with 5 locking positions. 5 star die-cast polished aluminium base and castors.	700	700	965-1075	410-520	G5A0597	902	946	983	1116	1164
	Task chair. Slide seat. Grey plastic frame with height-adjustable lumbar support. Weight-sensitive synchro mechanism with 5 locking positions. 5 star die-cast polished aluminium base and castors.	700	700	975-1085	420-530	G5A0598	946	983	1024	1153	1205
	Task chair with integrated non-adjustable armrests. Grey plastic frame with height-adjustable lumbar support. Weight-sensitive synchro mechanism with 5 locking positions. Grey plastic 5 star base with fiberglass and castors.	700	700	965-1075	410-520	G5A0599	902	946	983	1116	1164

Description	W	D	H	SH	Code	Price, GBP (RRP)				
						Castors: 0 1				
						Glides: - +				
						Fabric	Leather look/ Fabric		Fabric	Genuine leather
						Berta, Era	RNN, Austea, Step & Step Melange	Cyber, Valencia C5, Velito, Synergy	Steelcut Trio 3	DNN
						Castor type: F J				
 <p>Task chair with integrated non-adjustable armrests. Slide seat. Grey plastic frame with height-adjustable lumbar support. Weight-sensitive synchro mechanism with 5 locking positions. Grey plastic 5 star base with fiberglass and castors.</p>	700	700	975-1085	420-530	G5A0600	946	983	1024	1153	1205
 <p>Task chair with integrated non-adjustable armrests. Grey plastic frame with height-adjustable lumbar support. Weight-sensitive synchro mechanism with 5 locking positions. 5 star die-cast polished aluminium base and castors.</p>	700	700	965-1075	410-520	G5A0601	965	1002	1042	1172	1223
 <p>Task chair with integrated non-adjustable armrests. Slide seat. Grey plastic frame with height-adjustable lumbar support. Weight-sensitive synchro mechanism with 5 locking positions. 5 star die-cast polished aluminium base and castors.</p>	700	700	975-1085	420-530	G5A0602	1002	1042	1083	1216	1264
 <p>Fixed plastic armrests (2pcs.)</p>	195	295	315		G5D0002			100		

Description	W	D	H	SH	Code	Price, GBP (RRP)				
						Castors: 01				
						Glides: - +				
						Fabric	Leather look/ Fabric	Fabric	Genuine leather	
						Berta, Era	RNN, Austeia, Step & Step Melange	Cyber, Valencia C5, Velito, Synergy	Steelcut Trio 3	DNN
						Castor type: F J				
 <p>Task chair with 1D height-adjustable grey plastic armrests. Grey plastic frame with height-adjustable lumbar support. Weight-sensitive synchro mechanism with 5 locking positions. Grey plastic 5 star base with fiberglass and castors.</p>	700	700	965-1075	410-520	G5A0603	946	983	1024	1153	1205
 <p>Task chair with 1D height-adjustable grey plastic armrests. Slide seat. Grey plastic frame with height-adjustable lumbar support. Weight-sensitive synchro mechanism with 5 locking positions. Grey plastic 5 star base with fiberglass and castors.</p>	700	700	975-1085	420-530	G5A0604	983	1024	1061	1190	1242
 <p>Task chair with 1D height-adjustable grey plastic armrests. Grey plastic frame with height-adjustable lumbar support. Weight-sensitive synchro mechanism with 5 locking positions. 5 star die-cast polished aluminium base and castors.</p>	700	700	965-1075	410-520	G5A0605	1002	1042	1083	1216	1264
 <p>Task chair with 1D height-adjustable grey plastic armrests. Slide seat. Grey plastic frame with height-adjustable lumbar support. Weight-sensitive synchro mechanism with 5 locking positions. 5 star die-cast polished aluminium base and castors.</p>	700	700	975-1085	420-530	G5A0606	1042	1083	1124	1253	1305
 <p>Task chair with 3D adjustable grey plastic armrests. Grey plastic frame with height-adjustable lumbar support. Weight-sensitive synchro mechanism with 5 locking positions. Grey plastic 5 star base with fiberglass and castors.</p>	700	700	965-1075	410-520	G5A0607	983	1024	1061	1190	1242

Description	W	D	H	SH	Code	Price, GBP (RRP)				
						Castors: 0 1				
						Glides: - +				
						Fabric	Leather look/ Fabric		Fabric	Genuine leather
						Berta, Era	RNN, Austea, Step & Step Melange	Cyber, Valencia C5, Velito, Synergy	Steelcut Trio 3	DNN
						Castor type: F J				
 <p>Task chair with 3D adjustable grey plastic armrests. Slide seat. Grey plastic frame with height-adjustable lumbar support. Weight-sensitive synchro mechanism with 5 locking positions. Grey plastic 5 star base with fiberglass and castors.</p>	700	700	975-1085	420-530	G5A0608	1024	1061	1101	1234	1283
 <p>Task chair with 3D adjustable grey plastic armrests. Grey plastic frame with height-adjustable lumbar support. Weight-sensitive synchro mechanism with 5 locking positions. 5 star die-cast polished aluminium base and castors.</p>	700	700	965-1075	410-520	G5A0609	1042	1083	1124	1253	1305
 <p>Task chair with 3D adjustable grey plastic armrests. Slide seat. Grey plastic frame with height-adjustable lumbar support. Weight-sensitive synchro mechanism with 5 locking positions. 5 star die-cast polished aluminium base and castors.</p>	700	700	975-1085	420-530	G5A0610	1083	1124	1161	1290	1342

Description	W	D	H	SH	Code	Price, GBP (RRP)				
						Castors: 01				
						Glides: - +				
						Fabric	Leather look/ Fabric	Fabric	Genuine leather	
						Berta, Era	RNN, Austea, Step & Step Melange	Cyber, Valencia C5, Velito, Synergy	Steelcut Trio 3	DNN
						Castor type: F J				

Black frame



Low-back task chair. Black plastic frame with height-adjustable lumbar support. Weight-sensitive synchro mechanism with 5 locking positions. Black plastic 5 star base with fiberglass and castors.

700 700 800-910 410-520 G5A0547 **728 769 806 939 983**



Low-back task chair. Slide seat. Black plastic frame with height-adjustable lumbar support. Weight-sensitive synchro mechanism with 5 locking positions. Black plastic 5 star base with fiberglass and castors.

700 700 810-920 420-530 G5A0548 **769 806 846 976 1024**



Low-back task chair. Black plastic frame with height-adjustable lumbar support. Weight-sensitive synchro mechanism with 5 locking positions. 5 star die-cast polished aluminium base and castors.

700 700 800-910 410-520 G5A0549 **787 828 865 994 1042**







Low-back task chair. Slide seat. Black plastic frame with height-adjustable lumbar support. Weight-sensitive synchro mechanism with 5 locking positions. 5 star die-cast polished aluminium base and castors.

700 700 810-920 420-530 G5A0550 **828 865 902 1035 1079**






Low-back task chair with integrated non-adjustable armrests. Black plastic frame with height-adjustable lumbar support. Weight-sensitive synchro mechanism with 5 locking positions. Black plastic 5 star base with fiberglass and castors.

700 700 800-910 410-520 G5A0551 **787 828 865 994 1042**

Description	W	D	H	SH	Code	Price, GBP (RRP)				
						Castors: 0 1				
						Glides: - +				
						Fabric	Leather look/ Fabric		Fabric	Genuine leather
						Berta, Era	RNN, Austea, Step & Step Melange	Cyber, Valencia C5, Velito, Synergy	Steelcut Trio 3	DNN
						Castor type: F J				
 <p>Low-back task chair with integrated non-adjustable armrests. Slide seat. Black plastic frame with height-adjustable lumbar support. Weight-sensitive synchro mechanism with 5 locking positions. Black plastic 5 star base with fiberglass and castors.</p>	700	700	810-920	420-530	G5A0552	828	865	902	1035	1079
 <p>Low-back task chair with integrated non-adjustable armrests. Black plastic frame with height-adjustable lumbar support. Weight-sensitive synchro mechanism with 5 locking positions. 5 star die-cast polished aluminium base and castors.</p>	700	700	800-910	410-520	G5A0553	846	883	928	1057	1101
 <p>Low-back task chair with integrated non-adjustable armrests. Slide seat. Black plastic frame with height-adjustable lumbar support. Weight-sensitive synchro mechanism with 5 locking positions. 5 star die-cast polished aluminium base and castors.</p>	700	700	810-920	420-530	G5A0554	883	928	965	1094	1142
 <p>Fixed plastic armrests (2pcs.)</p>	195	295	315		G5D0002			100		

Description	W	D	H	SH	Code	Price, GBP (RRP)					
						Castors: 01					
						Glides: - +					
						Fabric	Leather look/ Fabric	Fabric	Genuine leather		
						Berta, Era	RNN, Austea, Step & Step Melange	Cyber, Valencia C5, Velito, Synergy	Steelcut Trio 3	DNN	
						Castor type: F J					
	Low-back task chair with 1D height-adjustable black plastic armrests. Black plastic frame with height-adjustable lumbar support. Weight-sensitive synchro mechanism with 5 locking positions. Black plastic 5 star base with fiberglass and castors.	700	700	800-910	410-520	G5A0555	828	865	902	1035	1079
	Low-back task chair with 1D height-adjustable black plastic armrests. Slide seat. Black plastic frame with height-adjustable lumbar support. Weight-sensitive synchro mechanism with 5 locking positions. Black plastic 5 star base with fiberglass and castors.	700	700	810-920	420-530	G5A0556	865	902	946	1076	1124
	Low-back task chair with 1D height-adjustable black plastic armrests. Black plastic frame with height-adjustable lumbar support. Weight-sensitive synchro mechanism with 5 locking positions. 5 star die-cast polished aluminium base and castors.	700	700	800-910	410-520	G5A0557	883	928	965	1094	1142
	Low-back task chair with 1D height-adjustable black plastic armrests. Slide seat. Black plastic frame with height-adjustable lumbar support. Weight-sensitive synchro mechanism with 5 locking positions. 5 star die-cast polished aluminium base and castors.	700	700	810-920	420-530	G5A0558	928	965	1002	1135	1179
	Low-back task chair with 3D adjustable black plastic armrests. Black plastic frame with height-adjustable lumbar support. Weight-sensitive synchro mechanism with 5 locking positions. Black plastic 5 star base with fiberglass and castors.	700	700	800-910	410-520	G5A0559	865	902	946	1076	1124

Description	W	D	H	SH	Code	Price, GBP (RRP)				
						Castors: 0 1				
						Glides: - +				
						Fabric	Leather look/ Fabric		Fabric	Genuine leather
						Berta, Era	RNN, Austea, Step & Step Melange	Cyber, Valencia C5, Velito, Synergy	Steelcut Trio 3	DNN
						Castor type: F J				
 <p>Low-back task chair with 3D adjustable black plastic armrests. Slide seat. Black plastic frame with height-adjustable lumbar support. Weight-sensitive synchro mechanism with 5 locking positions. Black plastic 5 star base with fiberglass and castors.</p>	700	700	810-920	420-530	G5A0560	902	946	983	1116	1161
 <p>Low-back task chair with 3D adjustable black plastic armrests. Black plastic frame with height-adjustable lumbar support. Weight-sensitive synchro mechanism with 5 locking positions. 5 star die-cast polished aluminium base and castors.</p>	700	700	800-910	410-520	G5A0561	928	965	1002	1135	1179
 <p>Low-back task chair with 3D adjustable black plastic armrests. Slide seat. Black plastic frame with height-adjustable lumbar support. Weight-sensitive synchro mechanism with 5 locking positions. 5 star die-cast polished aluminium base and castors.</p>	700	700	810-920	420-530	G5A0562	965	1002	1042	1172	1220

Description	W	D	H	SH	Code	Price, GBP (RRP)					
						Castors: 01					
						Glides: - +					
						Fabric	Leather look/ Fabric	Fabric	Genuine leather		
						Berta, Era	RNN, Austea, Step & Step Melange	Cyber, Valencia C5, Velito, Synergy	Steelcut Trio 3	DNN	
						Castor type: F J					

Grey frame



Low-back task chair. Grey plastic frame with height-adjustable lumbar support. Weight-sensitive synchro mechanism with 5 locking positions. Grey plastic 5 star base with fiberglass and castors.

700 700 800-910 410-520 G5A0563 **769 806 846 976 1024**



Low-back task chair. Slide seat. Grey plastic frame with height-adjustable lumbar support. Weight-sensitive synchro mechanism with 5 locking positions. Grey plastic 5 star base with fiberglass and castors.

700 700 810-920 420-530 G5A0564 **806 846 883 1016 1061**



Low-back task chair. Grey plastic frame with height-adjustable lumbar support. Weight-sensitive synchro mechanism with 5 locking positions. 5 star die-cast polished aluminium base and castors.

700 700 800-910 410-520 G5A0565 **828 865 902 1035 1079**







Low-back task chair. Slide seat. Grey plastic frame with height-adjustable lumbar support. Weight-sensitive synchro mechanism with 5 locking positions. 5 star die-cast polished aluminium base and castors.






700 700 810-920 420-530 G5A0566 **865 902 946 1076 1124**











Low-back task chair with integrated non-adjustable armrests. Grey plastic frame with height-adjustable lumbar support. Weight-sensitive synchro mechanism with 5 locking positions. Grey plastic 5 star base with fiberglass and castors.






700 700 800-910 410-520 G5A0567 **828 865 902 1035 1079**

Description	W	D	H	SH	Code	Price, GBP (RRP)				
						Castors: 0 1				
						Glides: - +				
						Fabric	Leather look/ Fabric		Fabric	Genuine leather
						Berta, Era	RNN, Austea, Step & Step Melange	Cyber, Valencia C5, Velito, Synergy	Steelcut Trio 3	DNN
						Castor type: F J				
 <p>Low-back task chair with integrated non-adjustable armrests. Slide seat. Grey plastic frame with height-adjustable lumbar support. Weight-sensitive synchro mechanism with 5 locking positions. Grey plastic 5 star base with fiberglass and castors.</p>	700	700	810-920	420-530	G5A0568	865	902	946	1076	1124
 <p>Low-back task chair with integrated non-adjustable armrests. Grey plastic frame with height-adjustable lumbar support. Weight-sensitive synchro mechanism with 5 locking positions. 5 star die-cast polished aluminium base and castors.</p>	700	700	800-910	410-520	G5A0569	883	928	965	1094	1142
 <p>Low-back task chair with integrated non-adjustable armrests. Slide seat. Grey plastic frame with height-adjustable lumbar support. Weight-sensitive synchro mechanism with 5 locking positions. 5 star die-cast polished aluminium base and castors.</p>	700	700	810-920	420-530	G5A0570	928	965	1002	1135	1179
 <p>Fixed plastic armrests (2pcs.)</p>	195	295	315		G5D0002			100		

Description		W	D	H	SH	Code	Price, GBP (RRP)				
							Castors: 01				
							Glides: - +				
		Fabric		Leather look/ Fabric		Fabric		Genuine leather			
		Berta, Era		RNN, Austea, Step & Step Melange		Cyber, Valencia C5, Velito, Synergy		Steelcut Trio 3		DNN	
							Castor type: F J				
	Low-back task chair with 1D height-adjustable grey plastic armrests. Grey plastic frame with height-adjustable lumbar support. Weight-sensitive synchro mechanism with 5 locking positions. Grey plastic 5 star base with fiberglass and castors.	700	700	800-910	410-520	G5A0571	865	902	946	1076	1124
	Low-back task chair with 1D height-adjustable grey plastic armrests. Slide seat. Grey plastic frame with height-adjustable lumbar support. Weight-sensitive synchro mechanism with 5 locking positions. Grey plastic 5 star base with fiberglass and castors.	700	700	810-920	420-530	G5A0572	902	946	983	1116	1161
	Low-back task chair with 1D height-adjustable grey plastic armrests. Grey plastic frame with height-adjustable lumbar support. Weight-sensitive synchro mechanism with 5 locking positions. 5 star die-cast polished aluminium base and castors.	700	700	800-910	410-520	G5A0573	928	965	1002	1135	1179
	Low-back task chair with 1D height-adjustable grey plastic armrests. Slide seat. Grey plastic frame with height-adjustable lumbar support. Weight-sensitive synchro mechanism with 5 locking positions. 5 star die-cast polished aluminium base and castors.	700	700	810-920	420-530	G5A0574	965	1002	1042	1172	1220
	Low-back task chair with 3D adjustable grey plastic armrests. Grey plastic frame with height-adjustable lumbar support. Weight-sensitive synchro mechanism with 5 locking positions. Grey plastic 5 star base with fiberglass and castors.	700	700	800-910	410-520	G5A0575	902	946	983	1116	1161

Description	W	D	H	SH	Code	Price, GBP (RRP)				
						Castors: 0 1				
						Glides: - +				
						Fabric	Leather look/ Fabric	Fabric	Genuine leather	
						Berta, Era	RNN, Austea, Step & Step Melange	Cyber, Valencia C5, Velito, Synergy	Steelcut Trio 3	DNN
						Castor type: F J				
 <p>Low-back task chair with 3D adjustable grey plastic armrests. Slide seat. Grey plastic frame with height-adjustable lumbar support. Weight-sensitive synchro mechanism with 5 locking positions. Grey plastic 5 star base with fiberglass and castors.</p>	700	700	810-920	420-530	G5A0576	946	983	1024	1153	1198
 <p>Low-back task chair with 3D adjustable grey plastic armrests. Grey plastic frame with height-adjustable lumbar support. Weight-sensitive synchro mechanism with 5 locking positions. 5 star die-cast polished aluminium base and castors.</p>	700	700	800-910	410-520	G5A0577	965	1002	1042	1172	1220
 <p>Low-back task chair with 3D adjustable grey plastic armrests. Slide seat. Grey plastic frame with height-adjustable lumbar support. Weight-sensitive synchro mechanism with 5 locking positions. 5 star die-cast polished aluminium base and castors.</p>	700	700	810-920	420-530	G5A0578	1002	1042	1083	1216	1260

Description	W	D	H	SH	Code	Price, GBP (RRP)					
						Castors: 01					
						Glides: - +					
						Fabric	Leather look/ Fabric		Fabric	Genuine leather	
						Berta, Era	RNN, Austea, Step & Step Melange	Cyber, Valencia C5, Velito, Synergy	Steelcut Trio 3	DNN	
						Castor type: F J					
	Black frame Visitor chair. Tilt mechanism. Black plastic frame. Swivel, black powder-coated aluminium pyramid-type base with glides.	670	670	840	490	G5A0539	806	846	883	1016	1061
	Visitor chair with integrated non-adjustable armrests. Tilt mechanism. Black plastic frame. Swivel, black powder-coated aluminium pyramid-type base with glides.	670	670	840	490	G5A0540	902	946	983	1116	1161
	Visitor chair. Tilt mechanism. Black plastic frame. Swivel, black powder-coated aluminium pyramid-type base with castors.	670	670	860	510	G5A0541	846	883	928	1057	1101
	Visitor chair with integrated non-adjustable armrests. Tilt mechanism. Black plastic frame. Swivel, black powder-coated aluminium pyramid-type base with castors.	670	670	860	510	G5A0542	946	983	1024	1153	1198
	Fixed plastic armrests (2pcs.)	195	295	315		G5D0002			100		

Description	W	D	H	SH	Code	Price, GBP (RRP)				
						Castors: 0 1				
						Glides: - +				
						Fabric	Leather look/ Fabric		Fabric	Genuine leather
						Berta, Era	RNN, Austea, Step & Step Melange	Cyber, Valencia C5, Velito, Synergy	Steelcut Trio 3	DNN
						Castor type: F J				
 <p>Grey frame Visitor chair. Tilt mechanism. Grey plastic frame. Swivel, grey powder-coated aluminium pyramid-type base with glides.</p>	670	670	840	490	G5A0543	846	883	928	1057	1101
 <p>Visitor chair with integrated non-adjustable armrests. Tilt mechanism. Grey plastic frame. Swivel, grey powder-coated aluminium pyramid-type base with glides.</p>	670	670	840	490	G5A0544	946	983	1024	1153	1198
 <p>Visitor chair. Tilt mechanism. Grey plastic frame. Swivel, grey powder-coated aluminium pyramid-type base with castors.</p>	670	670	860	510	G5A0545	883	928	965	1094	1142
 <p>Visitor chair with integrated non-adjustable armrests. Tilt mechanism. Grey plastic frame. Swivel, grey powder-coated aluminium pyramid-type base with castors.</p>	670	670	860	510	G5A0546	983	1024	1061	1190	1238
 <p>Fixed plastic armrests (2pcs.)</p>	195	295	315		G5D0002			100		

SANDIE



Technical information

Types

- Executive chair (1)
- Task chair (2)
- Visitor chair (3)

1



2



3



Executive / Task / Visitor chair

Backrest

- Steel frame moulded with polyurethane;
- Upholstered with fabric or leather.

Backrest (padded version)

- Steel frame moulded with polyurethane, glued with foam and polyester wadding;
- Upholstered in genuine leather only, with horizontal stitching.

Seat

- Insert moulded in polyurethane;
- Upholstered with fabric or leather.

Seat (padded version)

- Insert moulded in polyurethane and glued with polyester wadding;
- Upholstered in natural leather only, with horizontal stitching.

Mechanism

- Weight-sensitive synchro-mechanism;
- Three locking positions adjusted by an integrated lever;
- Maximum backrest tilt angle: 18°, maximum seat tilt angle: 6°;
- Backrest connection part made of steel;
- Black outer shell made of plastic.

Gas lift

- Chromed or black;
- 135 mm adjustment range for 5-star base;
- 130 mm adjustment range for 4-star base;
- Maximum load of up to 110 kg*.

*Tested according to standard EN 16139, which certifies that the chair can withstand a load of up to 110 kg. Exceeding this limit or improper use may cause damage or injury.

Base

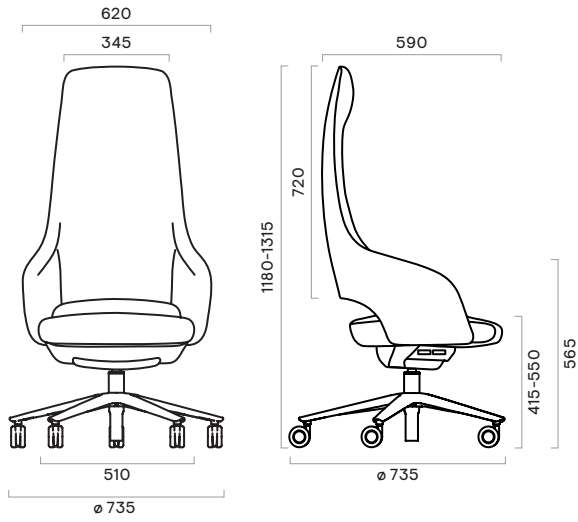
- Swivel 5-star base, polished or black powder-coated aluminium, external Ø735 mm;
- Swivel 4-star base, polished or black powder-coated aluminium, external Ø775 mm;
- Swivel pyramid-type wooden base with polished or black powder-coated aluminium joint, external Ø650 mm, with plastic glides for soft floors or glides with felt pads for hard floors.

Castors

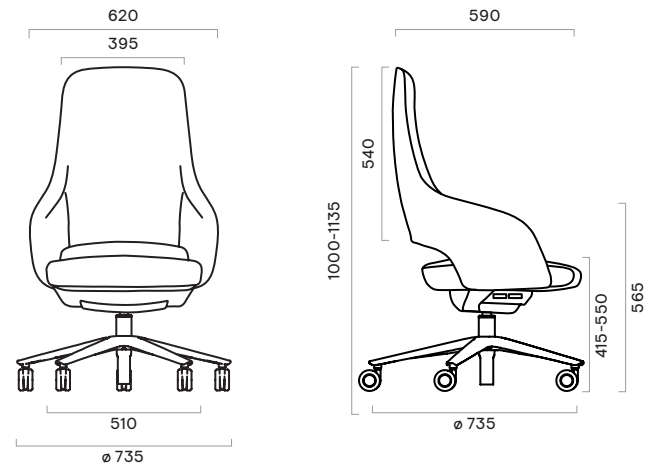
- Rubber-free wheel castors for hard floor, Ø65 mm;
- Polyamide (PA) free wheel castors for soft floor, Ø65 mm;
- Rubber self-braking castors for hard floor, Ø65 mm;
- Polyamide (PA) self-braking castors for soft floor, Ø65 mm.

Range

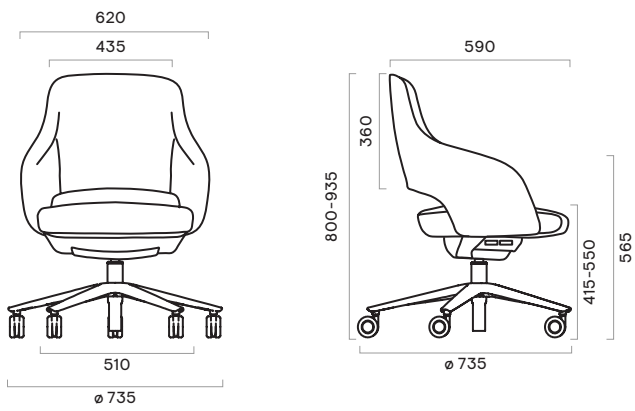
Executive chair
5-star base



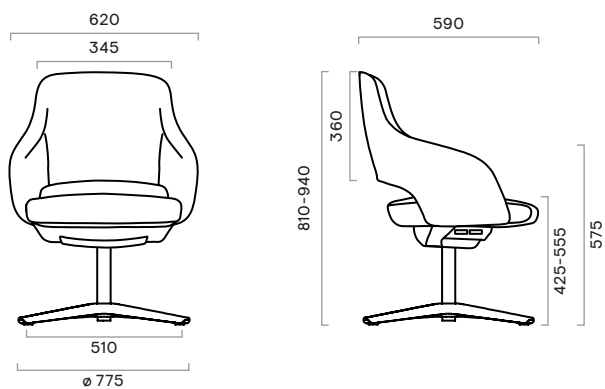
Medium-back task chair
5-star base



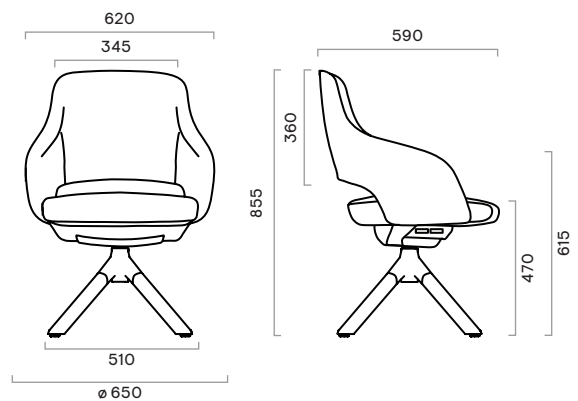
Low-back task chair
5-star base



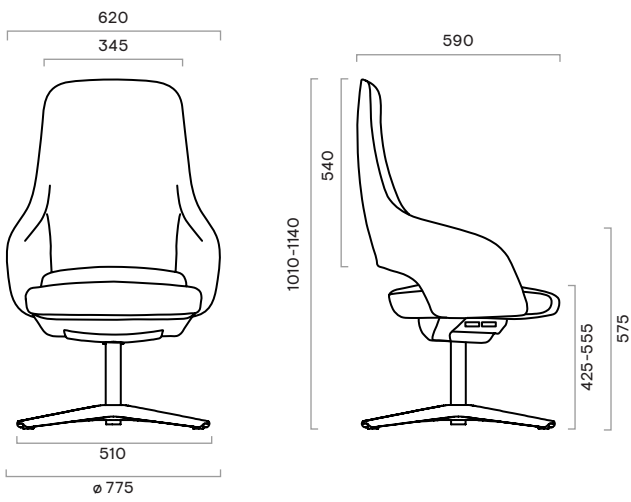
Low-back visitor chair
4-star base



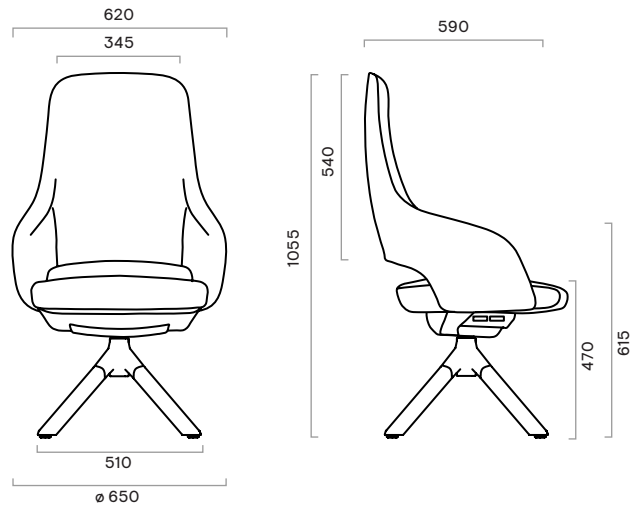
Pyramid-type wooden base



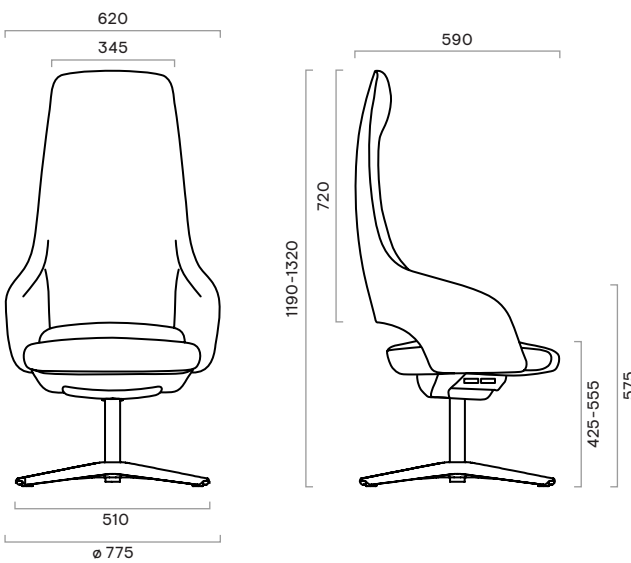
Medium-back visitor chair
4-star base



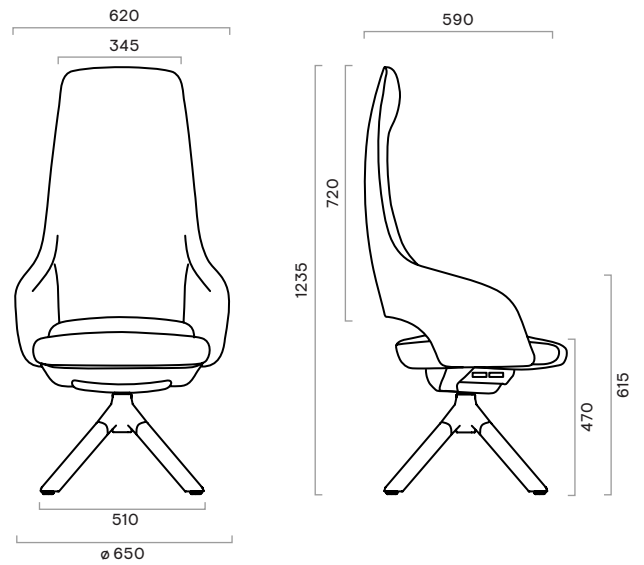
Pyramid-type wooden base



High-back visitor chair
4-star base

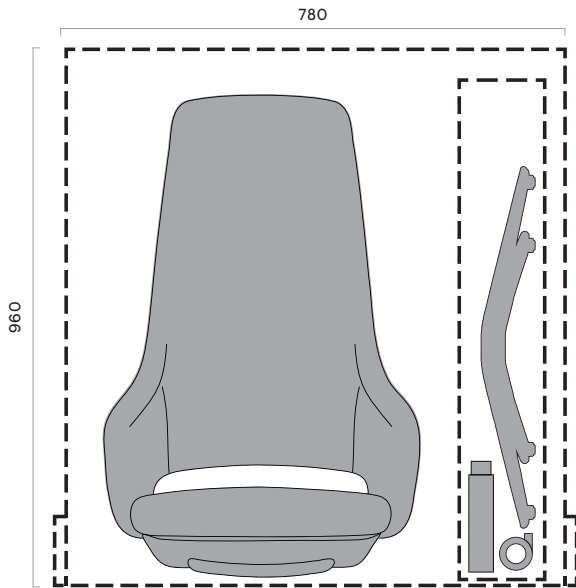


Pyramid-type wooden base

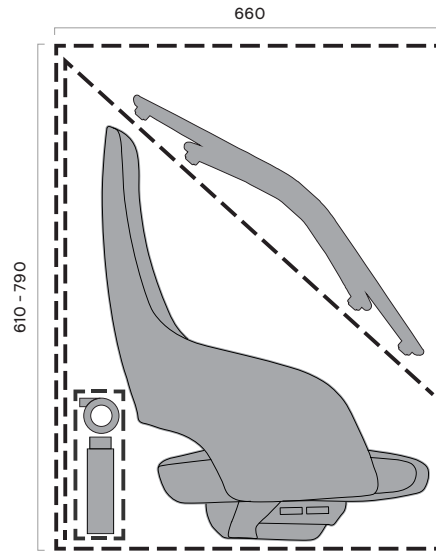


Additional information

Executive, medium-back task and low-back task chairs with a 5-star base are supplied partly assembled. The base, castors, and gas lift are supplied separately and require on-side assembly.

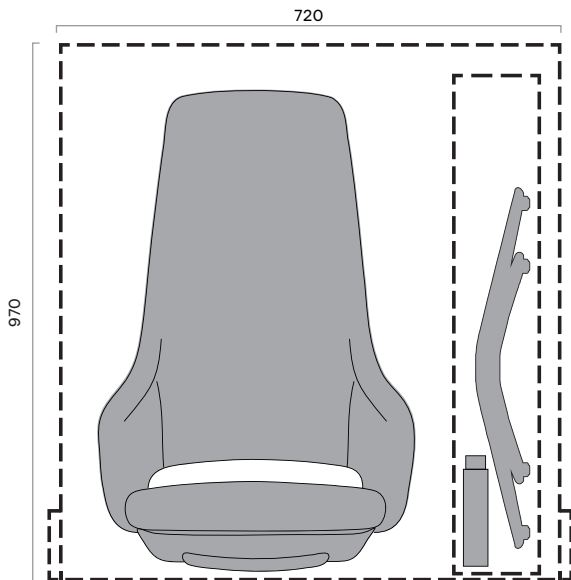


Executive chair

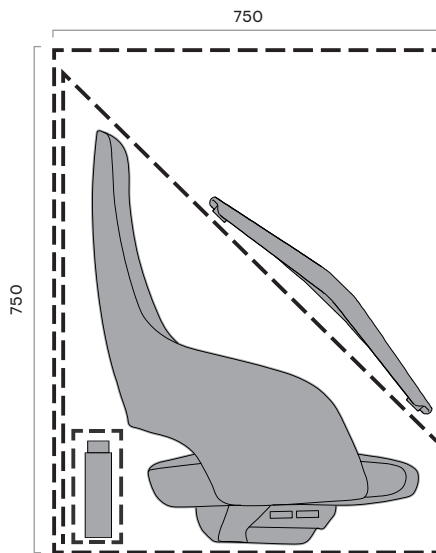


Medium-back task chair and Low-back task chair

Low-back visitor, medium-back visitor and high-back visitor chairs with a 4-star base are supplied partly assembled. The base and gas lift are supplied separately and require on-side assembly.

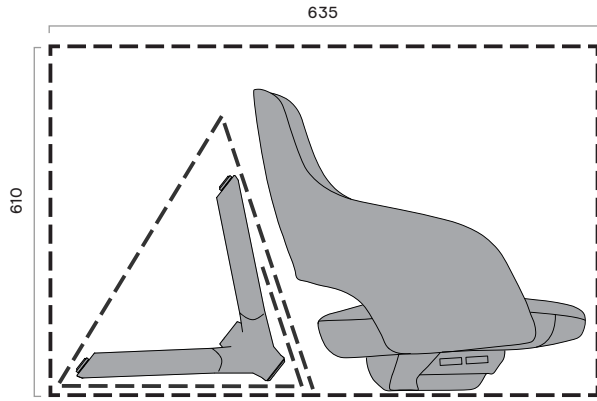


High-back visitor chair

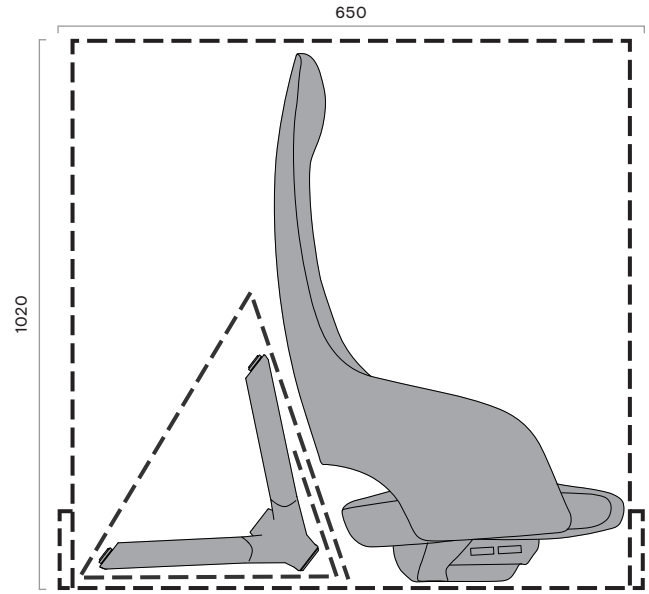


Low-back visitor chair and medium-back visitor chair

Low-back visitor, medium-back visitor and high-back visitor chairs with a pyramid-type wooden base are supplied partly assembled. The wooden base is pre-assembled but must be attached on-site.



Low-back visitor chair and medium-back visitor chair



High-back visitor chair


Ordering example



GB13

U
Hollow rubber
castors (0)


G5A0172.	GB13.	0.	U
Product	Fabric	Castors	Castors type



GB13

U
Hollow rubber
castors (0)

G5A0174.	GB13.	0.	U
Product	Fabric	Castors	Castors type



GB13

U
Hollow rubber
castors (0)

G5A0176.	GB13.	0.	U
Product	Fabric	Castors	Castors type



G5A0650. GB13. MB03

Product

Fabric

Metal



G5A0655. GB13. MA01. NB01. 1

Product







Fabric







Metal





Solid wood





Glides





Glides double sided for soft floor (1)





Description	W	D	H	SH	Code	Price, GBP (RRP)				
						Fabric	Leather look/Fabric	Fabric	Fabric	Genuine leather
						Berta	RNN, Austea, Step Melange	Cyber, Dream, Velito, Synergy	Steelcut Trio 3	DNN
						Castors: 1 0				
						Castor type: CU				
 Executive chair. Weight-sensitive synchro mechanism with 3 locking positions. 5-star die-cast polished aluminium base with castors.	735	735	1180-1315	415-550	G5A0171	1534	1608	1685	1826	2158
 Executive chair. Weight-sensitive synchro mechanism with 3 locking positions. 5-star black powder-coated aluminium base with castors.	735	735	1180-1315	415-550	G5A0172	1475	1552	1626	1770	2103
 Padded executive chair with horizontal stitching. Weight-sensitive synchro mechanism with 3 locking positions. 5-star die-cast polished aluminium base with castors.	735	735	1180-1315	425-560	G5A0184			2343		
 Padded executive chair with horizontal stitching. Weight-sensitive synchro mechanism with 3 locking positions. 5-star black powder-coated aluminium base with castors.	735	735	1180-1315	425-560	G5A0185			2288		
 Medium-back task chair. Weight-sensitive synchro mechanism with 3 locking positions. 5-star die-cast polished aluminium base with castors.	735	735	1000-1135	415-550	G5A0173	1419	1493	1571	1715	1974
 Medium-back task chair. Weight-sensitive synchro mechanism with 3 locking positions. 5-star black powder-coated aluminium base with castors.	735	735	1000-1135	415-550	G5A0174	1364	1438	1515	1660	1918





Description	W	D	H	SH	Code	Price, GBP (RRP)				
						Fabric	Leather look/Fabric	Fabric	Fabric	Genuine leather
						Berta	RNN, Austea, Step Melange	Cyber, Dream, Velito, Synergy	Steelcut Trio 3	DNN
						Castors: 1 0				
						Castor type: CU				
 Padded medium-back task chair with horizontal stitching. Weight-sensitive synchro mechanism with 3 locking positions. 5-star die-cast polished aluminium base with castors.	735	735	1000-1135	425-560	G5A0186			2158		
 Padded medium-back task chair with horizontal stitching. Weight-sensitive synchro mechanism with 3 locking positions. 5-star black powder-coated aluminium base with castors.	735	735	1000-1135	425-560	G5A0187			2103		
 Low-back task chair. Weight-sensitive synchro mechanism with 3 locking positions. 5-star die-cast polished aluminium base with castors.	735	735	800-935	415-550	G5A0175	1305	1382	1456	1563	1748
 Low-back task chair. Weight-sensitive synchro mechanism with 3 locking positions. 5-star black powder-coated aluminium base with castors.	735	735	800-935	415-550	G5A0176	1249	1323	1401	1508	1693
 Padded low-back task chair with horizontal stitching. Weight-sensitive synchro mechanism with 3 locking positions. 5-star die-cast polished aluminium base with castors.	735	735	800-935	425-560	G5A0188			1896		
 Padded low-back task chair with horizontal stitching. Weight-sensitive synchro mechanism with 3 locking positions. 5-star black powder-coated aluminium base with castors.	735	735	800-935	425-560	G5A0189			1841		





Description	W	D	H	SH	Code	Price, GBP (RRP)				
						Fabric	Leather look/Fabric	Fabric	Fabric	Genuine leather
						Berta	RNN, Austea, Step Melange	Cyber, Dream, Velito, Synergy	Steelcut Trio 3	DNN
 <p>Low-back visitor chair. Weight-sensitive synchro mechanism with 3 locking positions. Swivel mechanism with height adjustment. 4-star die-cast polished aluminium base with glides.</p>	775	775	810-940	425-555	G5A0666	1268	1345	1419	1526	1711
 <p>Low-back visitor chair. Weight-sensitive synchro mechanism with 3 locking positions. Swivel mechanism with height adjustment. 4-star black powder-coated aluminium base with glides.</p>	775	775	810-940	425-555	G5A0667	1212	1286	1364	1471	1656
 <p>Padded low-back visitor chair with horizontal stitching. Weight-sensitive synchro mechanism with 3 locking positions. Swivel mechanism with height adjustment. 4-star die-cast polished aluminium base with glides.</p>	775	775	810-940	435-565	G5A0668			1859		
 <p>Padded low-back visitor chair with horizontal stitching. Weight-sensitive synchro mechanism with 3 locking positions. Swivel mechanism with height adjustment. 4-star black powder-coated aluminium base with glides.</p>	775	775	810-940	435-565	G5A0669			1804		

Description	W	D	H	SH	Code	Price, GBP (RRP)				
						Fabric	Leather look/Fabric	Fabric	Fabric	Genuine leather
						Berta	RNN, Austea, Step Melange	Cyber, Dream, Velito, Synergy	Steelcut Trio 3	DNN
						Solid Wood: NB01 (W2) / NB02 (W3)				
						Glides: 10				
 <p>Low-back visitor chair. Weight-sensitive synchro mechanism with 3 locking positions. Swivel mechanism without height adjustment. Pyramid-type wooden base with polished aluminium joint with glides.</p>	650	650	855	470	G5A0670	1342	1416	1493	1600	1785
 <p>Low-back visitor chair. Weight-sensitive synchro mechanism with 3 locking positions. Swivel mechanism without height adjustment. Pyramid-type wooden base with a black powder-coated aluminium joint with glides.</p>	650	650	855	470	G5A0671	1323	1397	1475	1582	1767
 <p>Padded low-back visitor chair with horizontal stitching. Weight-sensitive synchro mechanism with 3 locking positions. Swivel mechanism without height adjustment. Pyramid-type wooden base with polished aluminium joint with glides.</p>	650	650	855	480	G5A0672			1933		
 <p>Padded low-back visitor chair with horizontal stitching. Weight-sensitive synchro mechanism with 3 locking positions. Swivel mechanism without height adjustment. Pyramid-type wooden base with a black powder-coated aluminium joint with glides.</p>	650	650	855	480	G5A0673			1915		

Description	W	D	H	SH	Code	Price, GBP (RRP)				
						Fabric	Leather look/Fabric	Fabric	Fabric	Genuine leather
						Berta	RNN, Austea, Step Melange	Cyber, Dream, Velito, Synergy	Steelcut Trio 3	DNN
 <p>Medium-back visitor chair. Weight-sensitive synchro mechanism with 3 locking positions. Swivel mechanism with height adjustment. 4-star die-cast polished aluminium base with glides.</p>	775	775	1010-1140	425-555	G5A0658	1382	1456	1534	1678	1937
 <p>Medium-back visitor chair. Weight-sensitive synchro mechanism with 3 locking positions. Swivel mechanism with height adjustment. 4-star black powder-coated aluminium base with glides.</p>	775	775	1010-1140	425-555	G5A0659	1327	1401	1478	1623	1881
 <p>Padded medium-back visitor chair with horizontal stitching. Weight-sensitive synchro mechanism with 3 locking positions. Swivel mechanism with height adjustment. 4-star die-cast polished aluminium base with glides.</p>	775	775	1010-1140	435-565	G5A0660			2122		
 <p>Padded medium-back visitor chair with horizontal stitching. Weight-sensitive synchro mechanism with 3 locking positions. Swivel mechanism with height adjustment. 4-star black powder-coated aluminium base with glides.</p>	775	775	1010-1140	435-565	G5A0661			2066		

Description	W	D	H	SH	Code	Price, GBP (RRP)				
						Fabric	Leather look/Fabric	Fabric	Fabric	Genuine leather
						Berta	RNN, Austea, Step Melange	Cyber, Dream, Velito, Synergy	Steelcut Trio 3	DNN
						Solid Wood: NB01 (W2) / NB02 (W3)				
						Glides: 10				
 <p>Medium-back visitor chair. Weight-sensitive synchro mechanism with 3 locking positions. Swivel mechanism without height adjustment. Pyramid-type wooden base with polished aluminium joint with glides.</p>	650	650	1055	470	G5A0662	1456	1530	1608	1752	2011
 <p>Medium-back visitor chair. Weight-sensitive synchro mechanism with 3 locking positions. Swivel mechanism without height adjustment. Pyramid-type wooden base with a black powder-coated aluminium joint with glides.</p>	650	650	1055	470	G5A0663	1438	1512	1589	1733	1992
 <p>Padded medium-back visitor chair with horizontal stitching. Weight-sensitive synchro mechanism with 3 locking positions. Swivel mechanism without height adjustment. Pyramid-type wooden base with polished aluminium joint with glides.</p>	650	650	1055	480	G5A0664			2195		
 <p>Padded medium-back visitor chair with horizontal stitching. Weight-sensitive synchro mechanism with 3 locking positions. Swivel mechanism without height adjustment. Pyramid-type wooden base with a black powder-coated aluminium joint with glides.</p>	650	650	1055	480	G5A0665			2177		

Description	W	D	H	SH	Code	Price, GBP (RRP)				
						Fabric	Leather look/Fabric	Fabric	Fabric	Genuine leather
						Berta	RNN, Austea, Step Melange	Cyber, Dream, Velito, Synergy	Steelcut Trio 3	DNN
 <p>High-back visitor chair. Weight-sensitive synchro mechanism with 3 locking positions. Swivel mechanism with height adjustment. 4-star die-cast polished aluminium base with glides.</p>	775	775	1190-1320	425-555	G5A0650	1497	1571	1648	1789	2122
 <p>High-back visitor chair. Weight-sensitive synchro mechanism with 3 locking positions. Swivel mechanism with height adjustment. 4-star black powder-coated aluminium base with glides.</p>	775	775	1190-1320	425-555	G5A0651	1438	1515	1589	1733	2066
 <p>Padded high-back visitor chair with horizontal stitching. Weight-sensitive synchro mechanism with 3 locking positions. Swivel mechanism with height adjustment. 4-star die-cast polished aluminium base with glides.</p>	775	775	1190-1320	435-565	G5A0652			2306		
 <p>Padded high-back visitor chair with horizontal stitching. Weight-sensitive synchro mechanism with 3 locking positions. Swivel mechanism with height adjustment. 4-star black powder-coated aluminium base with glides.</p>	775	775	1190-1320	435-565	G5A0653			2251		

Description	W	D	H	SH	Code	Price, GBP (RRP)				
						Fabric	Leather look/Fabric	Fabric	Fabric	Genuine leather
						Berta	RNN, Austea, Step Melange	Cyber, Dream, Velito, Synergy	Steelcut Trio 3	DNN
						Solid Wood: NB01 (W2) / NB02 (W3)				
						Glides: 1 0				
 High-back visitor chair. Weight-sensitive synchro mechanism with 3 locking positions. Swivel mechanism without height adjustment. Pyramid-type wooden base with polished aluminium joint with glides.	650	650	1235	470	G5A0654	1567	1645	1719	1863	2195
 High-back visitor chair. Weight-sensitive synchro mechanism with 3 locking positions. Swivel mechanism without height adjustment. Pyramid-type wooden base with a black powder-coated aluminium joint with glides.	650	650	1235	470	G5A0655	1549	1626	1700	1844	2177
 Padded high-back visitor chair with horizontal stitching. Weight-sensitive synchro mechanism with 3 locking positions. Swivel mechanism without height adjustment. Pyramid-type wooden base with polished aluminium joint with glides.	650	650	1235	480	G5A0656			2380		
 Padded high-back visitor chair with horizontal stitching. Weight-sensitive synchro mechanism with 3 locking positions. Swivel mechanism without height adjustment. Pyramid-type wooden base with a black powder-coated aluminium joint with glides.	650	650	1235	480	G5A0657			2362		

SURF task chairs

QUALITY STANDARD

- LST EN 1335 - 1:2000
- LST EN 1335 - 1:2000 / AC:2002
- LST EN 1335 - 2:2018



TECHNICAL INFORMATION

Type

- Task chair

Seat

- Sliding seat (depth adjustable in 60 mm);
- Lower part (inner and outer) made in PP (polypropylene);
- Foam made of polyurethane;
- Fabric or leather-look upholstered.

Backrest

- Frame made of black or white plastic;
- Mesh upholstered.

Mechanism

- Synchronized mechanism with tilt tension adjustment;
- Backrest locking positions (3 positions) OR backrest travel limitation (3 positions);
- Height adjustment by side lever;
- Backrest tension adjustment by side-wheel;
- Negative tilt (for a mechanism with locking positions).

Gas lift

- Chromed or black color;
- 130 mm run range.

Bases

- Five-star polished aluminum base;
- Five-star black or white fiberglass reinforced plastic base;
- External Ø705 mm.

Lumbar support

- Height adjustable (80 mm run range);
- Made of polyamide plastic.

Armrests

- Armrests available in 2D, 3D;
- Height adjustable (100 mm run range);
- Width adjustable (35 mm run range);
- Pad moves forward and backward (3D – 40 mm run range);
- Made out of black or white PP plastic, fixed to a metal bar inside the seat with a lever;
- Upper part coated with PU (polyurethane) pads, soft touch.

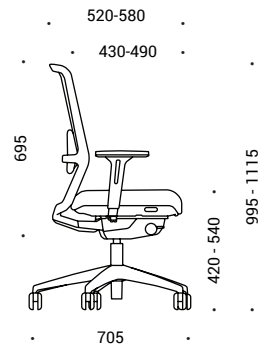
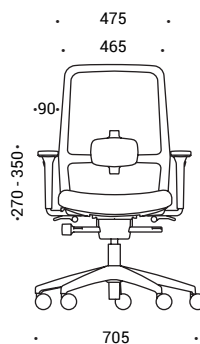
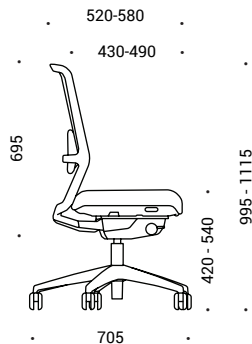
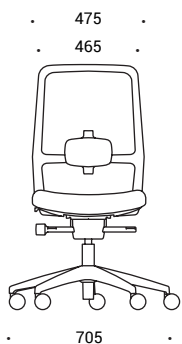
Castors

- Rubber free wheel castors for hard floor, Ø65 mm;
- PA (polyamide) free wheel castors for soft floor, Ø65 mm.

Assembly


- Easy assembling – no tools required;
- Chair without armrests comes partially assembled with backrest and seat already connected.
- Chair with armrests comes partially assembled with backrest, seat, and armrests already connected.

RANGE











ORDERING EXAMPLE

Code structure



G5A0397.	GL11.	FR03.	1.	3D
Product	Fabric	Mesh fabric	Castors	Armrests

	Description	W	D	H	SH	Code	Price, GBP (RRP)			
W - width D - depth H - height SH - seat height							Castors: - +			
							Fabric:	Leather look/	Fabric:	Fabric:
							Berta, Bondai, Era	Xtreme Plus, RNN, Austea, Step & Step Me- lange	Valen- cia C5, Velito, Synergy	Steelcut Trio 3
							Mesh Fabric: Runner Mesh			
	Task chair. Mesh upholstered backrest, fabric upholstered seat. Black plastic chair frame and height adjustable lumbar support. Slide seat. Synchro mechanism with backrest locking. Black 5-star fiberglass reinforced plastic base with castors.	705	705	995 - 1115	420 - 540	G5A0391	695	713	736	809
	Task chair. Mesh upholstered backrest, fabric upholstered seat. Black plastic chair frame and height adjustable lumbar support. Slide seat. Synchro mechanism with backrest locking. Polished aluminium 5 star base with castors.	705	705	995 - 1115	420 - 540	G5A0517	795	809	835	909
	Task chair. Mesh upholstered backrest, fabric upholstered seat. White plastic chair frame and height adjustable lumbar support. Slide seat. Synchro mechanism with backrest locking. White 5-star fiberglass reinforced plastic base with castors.	705	705	995 - 1115	420 - 540	G5A0393	750	765	791	869
	Task chair. Mesh upholstered backrest, fabric upholstered seat. White plastic chair frame and height adjustable lumbar support. Slide seat. Synchro mechanism with backrest locking. Polished aluminium 5 star base with castors.	705	705	995 - 1115	420 - 540	G5A0521	832	850	872	950

	Description	W	D	H	SH	Code	Price, GBP (RRP)							
							Castors: - +							
							Fabric:		Leather look/ Fabric:		Fabric:			
							Berta, Bondai, Era		Xtreme Plus, RNN, Austea, Step & Step Melange		Valencia C5, Velito, Synergy			
							Steelcut Trio 3							
							Mesh Fabric: Runner Mesh							
							Armrests:							
							2D	3D	2D	3D	2D	3D	2D	3D
	Task chair with armrests. Mesh upholstered backrest, fabric upholstered seat. Black plastic chair frame and height adjustable lumbar support. Slide seat. Synchro mechanism with backrest locking. Black 5-star fiberglass reinforced plastic base with castors.	705	705	995 - 1115	420 - 540	G5A0395	843		865		883		961	
	Task chair with armrests. Mesh upholstered backrest, fabric upholstered seat. Black plastic chair frame and height adjustable lumbar support. Slide seat. Synchro mechanism with backrest locking. Polished aluminium 5 star base with castors.	705	705	995 - 1115	420 - 540	G5A0524	946		961		983		1061	
	Task chair with armrests. Mesh upholstered backrest, fabric upholstered seat. White plastic chair frame and height adjustable lumbar support. Slide seat. Synchro mechanism with backrest locking. White 5-star fiberglass reinforced plastic base with castors.	705	705	995 - 1115	420 - 540	G5A0397	891		920		942		1020	
	Task chair with armrests. Mesh upholstered backrest, fabric upholstered seat. White plastic chair frame and height adjustable lumbar support. Slide seat. Synchro mechanism with backrest locking. Polished aluminium 5 star base with castors.	705	705	995 - 1115	420 - 540	G5A0523	979		998		1024		1098	

	Description	W	D	H	SH	Code	Price, GBP (RRP)							
--	-------------	---	---	---	----	------	------------------	--	--	--	--	--	--	--

W - width
D - depth
H - height
SH - seat height

Castors: - +							
Fabric:		Leather look/ Fabric:			Fabric:		
Berta, Bondai, Era		Xtreme Plus, RNN, Austea, Step & Step Melange			Valencia C5, Velito, Synergy		
Steelcut Trio 3							
Mesh Fabric: Runner Mesh							
Armrests:							
2D	3D	2D	3D	2D	3D	2D	3D



Task chair with armrests. Mesh upholstered backrest, fabric upholstered seat. Black plastic chair frame and height adjustable lumbar support. Slide seat. Synchro mechanism with backrest locking. Black 5-star fiberglass reinforced plastic base with castors.

705 705 995 - 420 - G5A0395 **880 902 924 998**
1115 540



Task chair with armrests. Mesh upholstered backrest, fabric upholstered seat. Black plastic chair frame and height adjustable lumbar support. Slide seat. Synchro mechanism with backrest locking. Polished aluminium 5 star base with castors.

705 705 995 - 420 - G5A0524 **979 998 1024 1098**
1115 540







Task chair with armrests. Mesh upholstered backrest, fabric upholstered seat. White plastic chair frame and height adjustable lumbar support. Slide seat. Synchro mechanism with backrest locking. White 5-star fiberglass reinforced plastic base with castors.





705 705 995 - 420 - G5A0397 **946 961 983 1061**
1115 540



Task chair with armrests. Mesh upholstered backrest, fabric upholstered seat. White plastic chair frame and height adjustable lumbar support. Slide seat. Synchro mechanism with backrest locking. Polished aluminium 5 star base with castors.

705 705 995 - 420 - G5A0523 **1020 1035 1053 1131**
1115 540

	Description	W	D	H	SH	Code	Price, GBP (RRP)			
							Castors: - +			
							Fabric:	Leather look/	Fabric:	Fabric:
							Berta, Bondai, Era	Xtreme Plus, RNN, Austea, Step & Step Melange	Valencia C5, Velito, Synergy	Steelcut Trio 3
							Mesh Fabric: Runner Mesh			
	Task chair. Mesh upholstered backrest, fabric upholstered seat. Black plastic chair frame and height adjustable lumbar support. Slide seat. Synchro mechanism with backrest travel limiter. Black 5-star fiberglass reinforced plastic base with castors.	705	705	995 - 1115	420 - 540	G5A0399	713	736	758	835
	Task chair. Mesh upholstered backrest, fabric upholstered seat. Black plastic chair frame and height adjustable lumbar support. Slide seat. Synchro mechanism with backrest travel limiter. Polished aluminium 5 star base with castors.	705	705	995 - 1115	420 - 540	G5A0520	809	835	854	931
	Task chair. Mesh upholstered backrest, fabric upholstered seat. White plastic chair frame and height adjustable lumbar support. Slide seat. Synchro mechanism with backrest travel limiter. White 5-star fiberglass reinforced plastic base with castors.	705	705	995 - 1115	420 - 540	G5A0406	765	791	806	883
	Task chair. Mesh upholstered backrest, fabric upholstered seat. White plastic chair frame and height adjustable lumbar support. Slide seat. Synchro mechanism with backrest travel limiter. Polished aluminium 5 star base with castors.	705	705	995 - 1115	420 - 540	G5A0518	850	872	887	965

	Description	W	D	H	SH	Code	Price, GBP (RRP)							
							Castors: - +							
							Fabric:		Leather look/ Fabric:		Fabric:			
							Berta, Bondai, Era		Xtreme Plus, RNN, Austea, Step & Step Melange		Valencia C5, Velito, Synergy		Steelcut Trio 3	
							Mesh Fabric: Runner Mesh							
							Armrests:							
							2D	3D	2D	3D	2D	3D	2D	3D
	Task chair with armrests. Mesh upholstered backrest, fabric upholstered seat. Black plastic chair frame and height adjustable lumbar support. Slide seat. Synchro mechanism with backrest travel limiter. Black 5-star fiberglass reinforced plastic base with castors.	705	705	995 - 1115	420 - 540	G5A0408	872		887		917		991	
	Task chair with armrests. Mesh upholstered backrest, fabric upholstered seat. Black plastic chair frame and height adjustable lumbar support. Slide seat. Synchro mechanism with backrest travel limiter. Polished aluminium 5 star base with castors.	705	705	995 - 1115	420 - 540	G5A0522	965		991		1005		1083	
	Task chair with armrests. Mesh upholstered backrest, fabric upholstered seat. White plastic chair frame and height adjustable lumbar support. Slide seat. Synchro mechanism with backrest travel limiter. White 5-star fiberglass reinforced plastic base with castors.	705	705	995 - 1115	420 - 540	G5A0423	924		946		961		1039	
	Task chair with armrests. Mesh upholstered backrest, fabric upholstered seat. White plastic chair frame and height adjustable lumbar support. Slide seat. Synchro mechanism with backrest travel limiter. Polished aluminium 5 star base with castors.	705	705	995 - 1115	420 - 540	G5A0519	1002		1027		1042		1120	

	Description	W	D	H	SH	Code	Price, GBP (RRP)							
--	-------------	---	---	---	----	------	------------------	--	--	--	--	--	--	--

W - width
D - depth
H - height
SH - seat height

Castors: - +							
Fabric:		Leather look/		Fabric:		Fabric:	
Berta, Bondai, Era		Xtreme Plus, RNN, Austea, Step & Step Melange		Valencia C5, Velito, Synergy		Steelcut Trio 3	
Mesh Fabric: Runner Mesh							
Armrests:							
2D	3D	2D	3D	2D	3D	2D	3D



Task chair with armrests. Mesh upholstered backrest, fabric upholstered seat. Black plastic chair frame and height adjustable lumbar support. Slide seat. Synchro mechanism with backrest travel limiter. Black 5-star fiberglass reinforced plastic base with castors.

705 705 995 - 1115 420 - 540 G5A0408 **906 928 950 1027**



Task chair with armrests. Mesh upholstered backrest, fabric upholstered seat. Black plastic chair frame and height adjustable lumbar support. Slide seat. Synchro mechanism with backrest travel limiter. Polished aluminium 5 star base with castors.

705 705 995 - 1115 420 - 540 G5A0522 **1002 1027 1042 1120**



Task chair with armrests. Mesh upholstered backrest, fabric upholstered seat. White plastic chair frame and height adjustable lumbar support. Slide seat. Synchro mechanism with backrest travel limiter. White 5-star fiberglass reinforced plastic base with castors.

705 705 995 - 1115 420 - 540 G5A0423 **965 991 1005 1083**



Task chair with armrests. Mesh upholstered backrest, fabric upholstered seat. White plastic chair frame and height adjustable lumbar support. Slide seat. Synchro mechanism with backrest travel limiter. Polished aluminium 5 star base with castors.

705 705 995 - 1115 420 - 540 G5A0519 **1031 1046 1064 1142**

WIND task chair family

QUALITY STANDARDS

- EN 1335-1:2020
- EN 1335-2:2018
- ISO 24496:2021



TECHNICAL INFORMATION

Type

- Task chairs

Seat

- Fixed or depth adjustable (70 mm run range);
- Lower part (inner and outer) made of PP (polypropylene);
- Foam made of polyurethane;
- Fabric or leather look upholstered.

Backrest

- Frame made of black or white plastic;
- Mesh, fabric or leather look upholstered;

Headrest

- Frame made of nylon plastic;
- Soft part made of polyurethane;
- Height adjustable (60 mm run range);
- Fabric or leather look upholstered.

Mechanism

- Weight-sensitive synchronized mechanism;
- 3 backrest locking positions by push button;
- Height adjustment by side lever.

Gas lift

- Chromed or black color;
- 120 mm run range.

- Inner foam made of polyurethane (fabric upholstery).

Lumbar support

- Height adjustable (80 mm run range);
- Made of transparent silicon.

Armrests

- Fixed black plastic armrests;
- 2D (two directions) adjustable black plastic armrests.
- 2D (two directions) adjustable black plastic or white plastic armrests with polished aluminum lower part.
- 2D height adjustable armrests (80 mm run range), pad moves forward and backward (55 mm range).
- 3D (three directions) adjustable black plastic armrests.
- 3D (three directions) adjustable black plastic or white plastic armrests with polished aluminum lower part.
- 3D height adjustable armrests (80 mm run range), width adjustable (37 mm run range), pad moves forward and backward (55 mm range).
- All armrests upper part coated with PU (polyurethane) pads, soft touch.

Bases

- Five-star polished aluminium base. External Ø700 mm;
- Five-star black or white fiberglass reinforced plastic base. External Ø680 mm.

Castors

- Rubber free wheel castors for hard floor, Ø65 mm;
- PA (polyamide) free wheel castors for soft floor, Ø65 mm.

Optional



Fixed armrests



2D (two directions) adjustable armrests



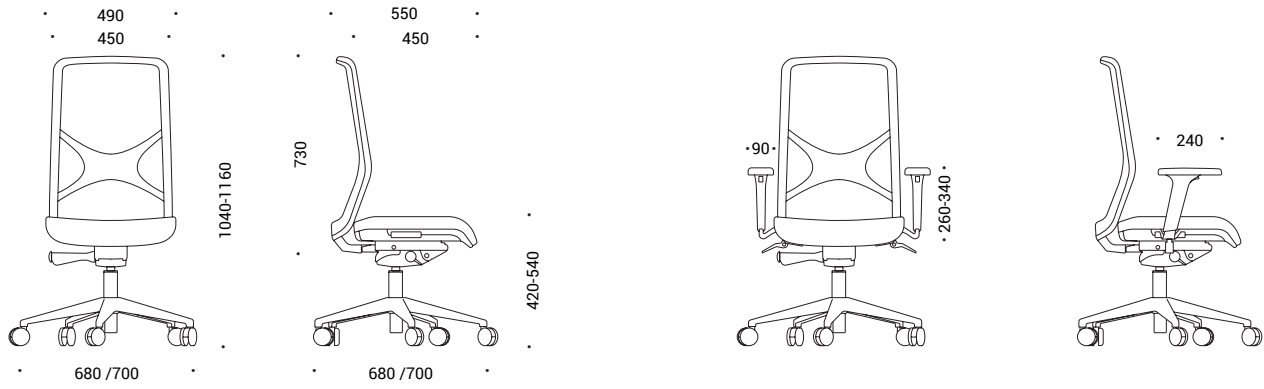
3D (three directions) adjustable armrests



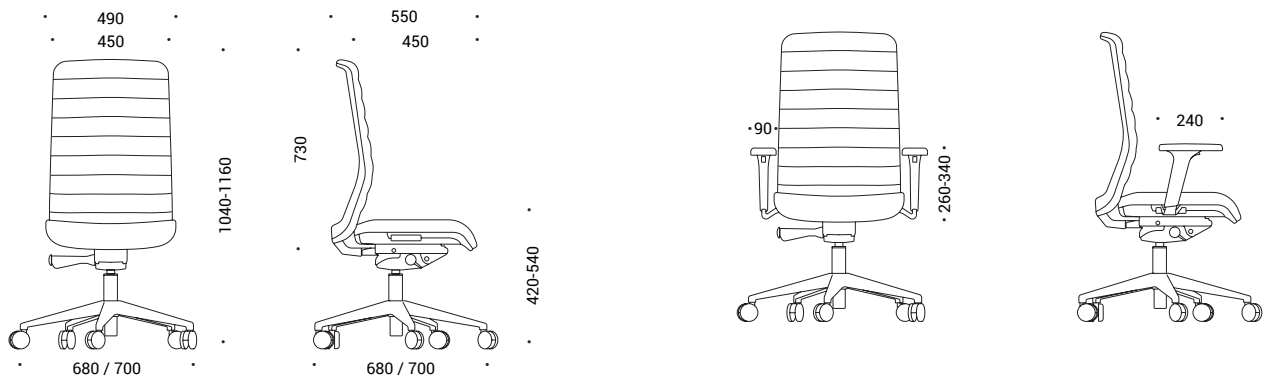
Headrest

RANGE

With mesh backrest



With fabric backrest



* Height approved during certification.

ORDERING EXAMPLE

Code structure



G5A0261.	GA06.	FM01.	X2.	1
Product	Fabric	Mesh fabric	Lumbar support	Castors











G5A0263.	GA06.	FM05.	X2.	1
Product	Leather look	Mesh fabric	Lumbar support	Castors







G5A0256.	GC42.	X2.	1
Product	Fabric	Lumbar support	Castors

	Description	W	D	H	SH	Code	Price, GBP (RRP)			
W - width D - depth H - height SH - seat height							Castors: - +			
							Fabric:	Leather look/	Fabric:	Fabric:
							Bondai, Berta, Era	Xtreme Plus, RNN, Austea, Step/Step Melange	Valen- cia C5, Velito, Synergy	Steelcut Trio 3
							Mesh/Knitted Fabric: FM, FR			
							Lumbar support: X2			
	Task chair. Backrest upholstered with mesh. Height adjustable lumbar support. Made of transparent silicon. Weight-sensitive synchronized mechanism with 3 locking positions. Black plastic chair frame. Black plastic 5 star base with fiberglass. 65 mm castors.	680	680	1040 - 1160	420 - 540	G5A0261	647	650	676	736
	Task chair. Backrest upholstered with mesh. Height adjustable lumbar support. Made of transparent silicon. Slide seat. Weight-sensitive synchronized mechanism with 3 locking positions. Black plastic chair frame. Black plastic 5 star base with fiberglass. 65 mm castors.	680	680	1040 - 1160	420 - 540	G5A0262	691	695	717	776
	Task chair. Backrest upholstered with mesh. Height adjustable lumbar support. Made of transparent silicon. Weight-sensitive synchronized mechanism with 3 locking positions. Black plastic chair frame. Polished aluminium 5 star base. 65 mm castors.	700	700	1040 - 1160	420 - 540	G5A0479	713	717	750	806
	Task chair. Backrest upholstered with mesh. Height adjustable lumbar support. Made of transparent silicon. Slide seat. Weight-sensitive synchronized mechanism with 3 locking positions. Black plastic chair frame. Polished aluminium 5 star base. 65 mm castors.	700	700	1040 - 1160	420 - 540	G5A0478	758	765	795	854

	Description	W	D	H	SH	Code	Price, GBP (RRP)			
							Castors: - +			
							Fabric:	Leather look/	Fabric:	Fabric:
							Bondai, Berta, Era	Xtreme Plus, RNN, Austea, Step/Step Melange	Valencia C5, Velito, Synergy	Steelcut Trio 3
							Mesh/Knitted Fabric: FM, FR			
							Lumbar support: X2			
	Task chair. Backrest upholstered with mesh. Height adjustable lumbar support. Made of transparent silicon. Weight-sensitive synchronized mechanism with 3 locking positions. White plastic chair frame. White plastic 5 star base with fiberglass. 65 mm castors.	680	680	1040 - 1160	420 - 540	G5A0263	662	673	695	754
	Task chair. Backrest upholstered with mesh. Height adjustable lumbar support. Made of transparent silicon. Slide seat. Weight-sensitive synchronized mechanism with 3 locking positions. White plastic chair frame. White plastic 5 star base with fiberglass. 65 mm castors.	680	680	1040 - 1160	420 - 540	G5A0264	710	713	739	795
	Task chair. Backrest upholstered with mesh. Height adjustable lumbar support. Made of transparent silicon. Weight-sensitive synchronized mechanism with 3 locking positions. White plastic chair frame. Polished aluminium 5 star base. 65 mm castors.	700	700	1040 - 1160	420 - 540	G5A0480	736	739	765	824
	Task chair. Backrest upholstered with mesh. Height adjustable lumbar support. Made of transparent silicon. Slide seat. Weight-sensitive synchronized mechanism with 3 locking positions. White plastic chair frame. Polished aluminium 5 star base. 65 mm castors.	700	700	1040 - 1160	420 - 540	G5A0484	780	791	809	869

	Description	W	D	H	SH	Code	Price, GBP (RRP)			
W - width D - depth H - height SH - seat height							Castors: - +			
							Fabric:	Leather look/	Fabric:	Fabric:
							Bondai, Berta, Era	Xtreme Plus, RNN, Austea, Step/Step Melange	Valen- cia C5, Velito, Synergy	Steelcut Trio 3
							Mesh/Knitted Fabric: FM, FR			
							Lumbar support: X2			
	Task chair. Backrest upholstered with mesh. Height adjustable lumbar support. Made of transparent silicon. Weight-sensitive synchronized mechanism with 3 locking positions. Black plastic chair frame. Black plastic 5 star base with fiberglass. 65 mm castors.	680	680	1040 - 1160	420 - 540	G5A0261	658	662	691	750
	Task chair. Backrest upholstered with mesh. Height adjustable lumbar support. Made of transparent silicon. Slide seat. Weight-sensitive synchronized mechanism with 3 locking positions. Black plastic chair frame. Black plastic 5 star base with fiberglass. 65 mm castors.	680	680	1040 - 1160	420 - 540	G5A0262	702	710	736	791
	Task chair. Backrest upholstered with mesh. Height adjustable lumbar support. Made of transparent silicon. Weight-sensitive synchronized mechanism with 3 locking positions. Black plastic chair frame. Polished aluminium 5 star base. 65 mm castors.	700	700	1040 - 1160	420 - 540	G5A0479	732	736	761	821
	Task chair. Backrest upholstered with mesh. Height adjustable lumbar support. Made of transparent silicon. Slide seat. Weight-sensitive synchronized mechanism with 3 locking positions. Black plastic chair frame. Polished aluminium 5 star base. 65 mm castors.	700	700	1040 - 1160	420 - 540	G5A0478	780	787	806	865

	Description	W	D	H	SH	Code	Price, GBP (RRP)			
							Castors: - +			
							Fabric:	Leather look/	Fabric:	Fabric:
							Bondai, Berta, Era	Xtreme Plus, RNN, Austea, Step/Step Melange	Valencia C5, Velito, Synergy	Steelcut Trio 3
							Mesh/Knitted Fabric: FM, FR			
							Lumbar support: X2			
	Task chair. Backrest upholstered with mesh. Height adjustable lumbar support. Made of transparent silicon. Weight-sensitive synchronized mechanism with 3 locking positions. White plastic chair frame. White plastic 5 star base with fiberglass. 65 mm castors.	680	680	1040 - 1160	420 - 540	G5A0263	680	684	710	769
	Task chair. Backrest upholstered with mesh. Height adjustable lumbar support. Made of transparent silicon. Slide seat. Weight-sensitive synchronized mechanism with 3 locking positions. White plastic chair frame. White plastic 5 star base with fiberglass. 65 mm castors.	680	680	1040 - 1160	420 - 540	G5A0264	724	732	758	813
	Task chair. Backrest upholstered with mesh. Height adjustable lumbar support. Made of transparent silicon. Weight-sensitive synchronized mechanism with 3 locking positions. White plastic chair frame. Polished aluminium 5 star base. 65 mm castors.	700	700	1040 - 1160	420 - 540	G5A0480	754	758	787	846
	Task chair. Backrest upholstered with mesh. Height adjustable lumbar support. Made of transparent silicon. Slide seat. Weight-sensitive synchronized mechanism with 3 locking positions. White plastic chair frame. Polished aluminium 5 star base. 65 mm castors.	700	700	1040 - 1160	420 - 540	G5A0484	798	802	832	887

	Description	W	D	H	SH	Code	Price, GBP (RRP)			
--	-------------	---	---	---	----	------	------------------	--	--	--

W - width
D - depth
H - height
SH - seat height

Castors: - +

Fabric:	Leather look/	Fabric:	Fabric:
Bondai, Berta, Era	Xtreme Plus, RNN, Austea, Step/Step Melange	Valen- cia C5, Velito, Synergy	Steelcut Trio 3

Lumbar support: X2



Task chair. Backrest upholstered with fabric. Height adjustable lumbar support made of transparent silicon. Weight-sensitive synchronized mechanism with 3 locking positions. Black plastic chair frame. Black plastic 5 star base with fiberglass. 65 mm castors.

680 680 1040 - 420 - G5A0256 **710 758 832 976**
1160 540



Task chair. Backrest upholstered with fabric. Height adjustable lumbar support made of transparent silicon. Slide seat. Weight-sensitive synchronized mechanism with 3 locking positions. Black plastic chair frame. Black plastic 5 star base with fiberglass. 65 mm castors.

680 680 1040 - 420 - G5A0257 **754 802 872 1020**
1160 540







Task chair. Backrest upholstered with fabric. Height adjustable lumbar support made of transparent silicon. Weight-sensitive synchronized mechanism with 3 locking positions. Black plastic chair frame. Polished aluminium 5 star base. 65 mm castors.

700 700 1040 - 420 - G5A0481 **787 835 902 1050**
1160 540



Task chair. Backrest upholstered with fabric. Height adjustable lumbar support made of transparent silicon. Slide seat. Weight-sensitive synchronized mechanism with 3 locking positions. Black plastic chair frame. Polished aluminium 5 star base. 65 mm castors.

700 700 1040 - 420 - G5A0472 **832 876 950 1094**
1160 540

	Description	W	D	H	SH	Code	Price, GBP (RRP)			
							Castors: - +			
							Fabric:	Leather look/	Fabric:	Fabric:
							Bondai, Berta, Era	Xtreme Plus, RNN, Austea, Step/Step Melange	Valen- cia C5, Velito, Synergy	Steelcut Trio 3
							Lumbar support: X2			
	Task chair. Backrest upholstered with fabric. Height adjustable lumbar support made of transparent silicon. Weight-sensitive synchronized mechanism with 3 locking positions. White plastic chair frame. White plastic 5 star base with fiberglass. 65 mm castors.	680	680	1040 - 1160	420 - 540	G5A0258	724	780	843	987
	Task chair. Backrest upholstered with fabric. Height adjustable lumbar support made of transparent silicon. Slide seat. Weight-sensitive synchronized mechanism with 3 locking positions. White plastic chair frame. White plastic 5 star base with fiberglass. 65 mm castors.	680	680	1040 - 1160	420 - 540	G5A0259	776	828	887	1035
	Task chair. Backrest upholstered with fabric. Height adjustable lumbar support made of transparent silicon. Weight-sensitive synchronized mechanism with 3 locking positions. White plastic chair frame. Polished aluminium 5 star base. 65 mm castors.	700	700	1040 - 1160	420 - 540	G5A0476	802	850	920	1064
	Task chair. Backrest upholstered with fabric. Height adjustable lumbar support made of transparent silicon. Slide seat. Weight-sensitive synchronized mechanism with 3 locking positions. White plastic chair frame. Polished aluminium 5 star base. 65 mm castors.	700	700	1040 - 1160	420 - 540	G5A0482	843	891	961	1109

	Description	W	D	H	SH	Code	Price, GBP (RRP)			
--	-------------	---	---	---	----	------	------------------	--	--	--

W - width
D - depth
H - height
SH - seat height

Fabric: Leather look/
Fabric: Fabric: Genuine leather

Berta, Bond-ai, Era Xtreme Plus, RNN, Austea, Step/Step Melange Valencia C5, Velito, Synergy Steelcut Trio 3 DNN



Fixed and height adjustable headrest upholstered with fabric or leather

280 153 295 G5Z0006

89 92 100 115 122

Accessories



Fixed black plastic armrests (2pcs.)

240 190 300 G5D0015

103



2D (two directions) adjustable black plastic armrests. Upper part coated with a PU (polyurethane) pads, soft touch. Adjustable in height, top moving forward and backward. (2pcs.)

240 195 260 - 340 G5D0016

148



2D (two directions) adjustable black plastic armrests with polished aluminium lower part. Upper part coated with black PU (polyurethane) pads, soft touch. Adjustable in height, top moving forward and backward. (2pcs.)

240 195 260 - 340 G5D0031




188



2D (two directions) adjustable white plastic armrests with polished aluminium lower part. Upper part coated with black PU (polyurethane) pads, soft touch. Adjustable in height, top moving forward or backward. (2 pcs.)

240 195 260 - 340 G5D0017

196

	Description	W	D	H	SH	Code	Price, GBP (RRP)
Accessories							
	3D (three directions) adjustable black plastic armrests. Upper part coated with a PU (polyurethane) pads, soft touch. Adjustable in height, width, top moving forward and backward. (2pcs.)	240	195	260 - 340		G5D0021	181
	3D (three directions) adjustable black plastic armrests with polished aluminium lower part. Upper part coated with black PU (polyurethane) pads, soft touch. Adjustable in height, width, top moving forward and backward. (2pcs.)	240	195	260 - 340		G5D0032	225
	3D (three directions) adjustable white plastic armrests with polished aluminium lower part. Upper part coated with black PU (polyurethane) pads, soft touch. Adjustable in height, width, top moving forward or backward. (2 pcs.)	240	195	260 - 340		G5D0033	233

NORTH CAPE chair family



TECHNICAL INFORMATION

Types

- Executive, task, visitor & conference, armchairs and meeting chairs.

Seat and back

- Steel frame molded with polyurethane;
- Steel frame molded with polyurethane and glued with foam (executive soft chairs)
- Fabric, leather look or genuine leather upholstered

Armrests

- Black colour polyamide armrests, upper pad made of soft PU, dimensions: 310x240x110 mm;
- Upholstered armrests, made of polyurethane, dimensions: 350x240x90 mm.

Mechanism

- Knee-tilt mechanism with side tension adjustment;
- 4 locking positions of the backrest (executive and task chairs);
- Quick tension adjustment by the lever on the side of mechanism.

Gas lift

- Chromed or black colour;
- 90 mm run range (executive and task chairs).

Bases

- Five-star polished aluminium or black fiberglass reinforced plastic base, external Ø680 mm (executive and task chairs);
- 4-leg base: top in polished aluminium, bottom – black colour or chromed steel frame base (visitor and meeting chairs);
- Cantilever chromed steel frame with plastic glides;
- Pyramid (four-star) base from bend Ø20 mm steel rod, external Ø680 mm, powder coated.

Castors

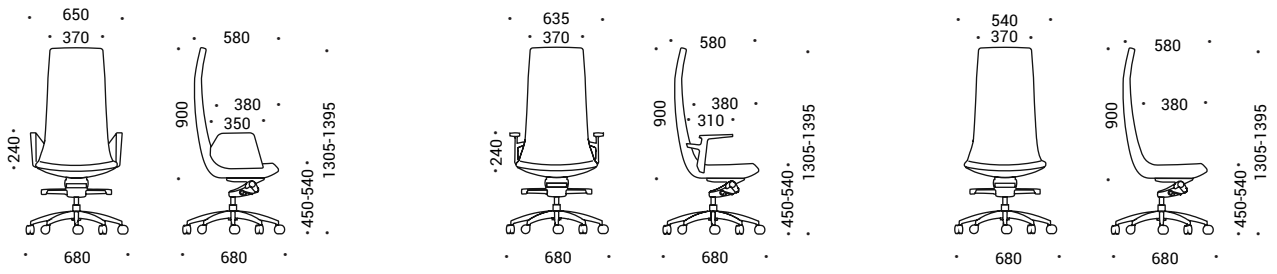
- Rubber free wheel castors for hard floor, Ø65 mm;
- PA (polyamide) free wheel castors for soft floor, Ø65 mm;
- Rubber free wheel hollow castors for hard floor, Ø65 mm;
- PA (polyamide) free wheel hollow castors for soft floor, Ø65 mm.

Accessories

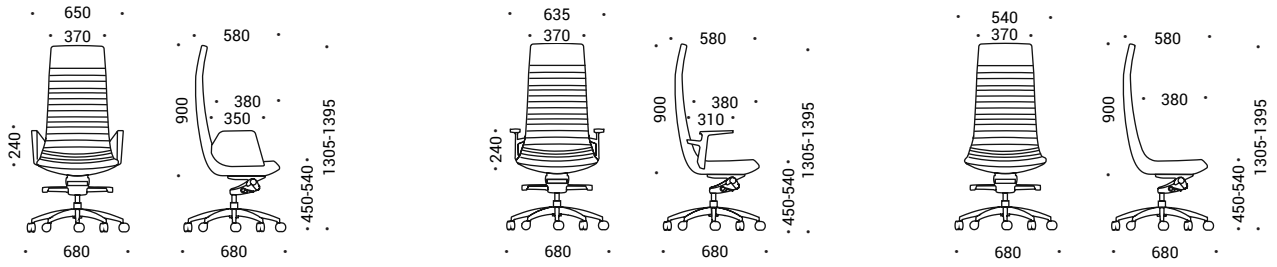
- Seat cushion for executive, task and meeting chairs.

RANGE

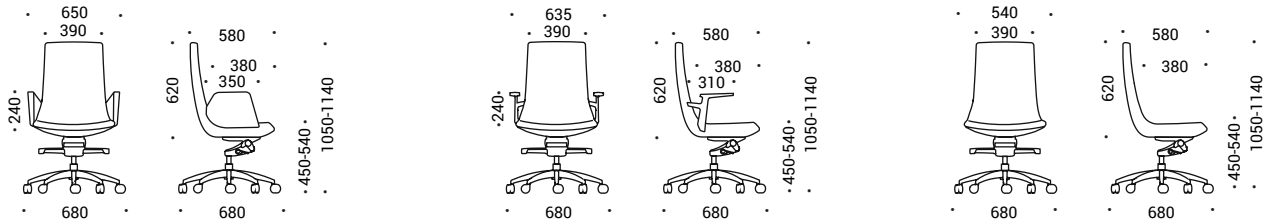
Executive



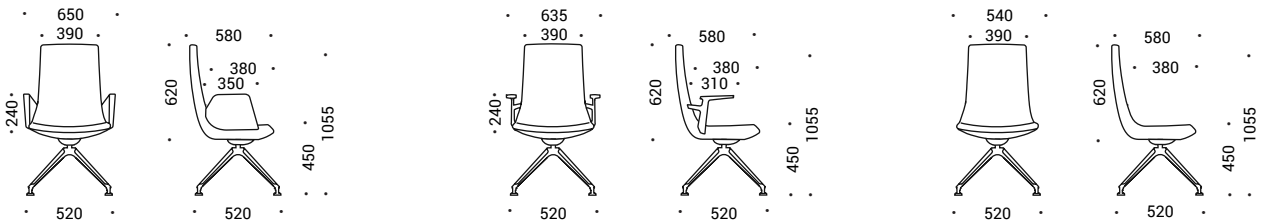
Executive Soft



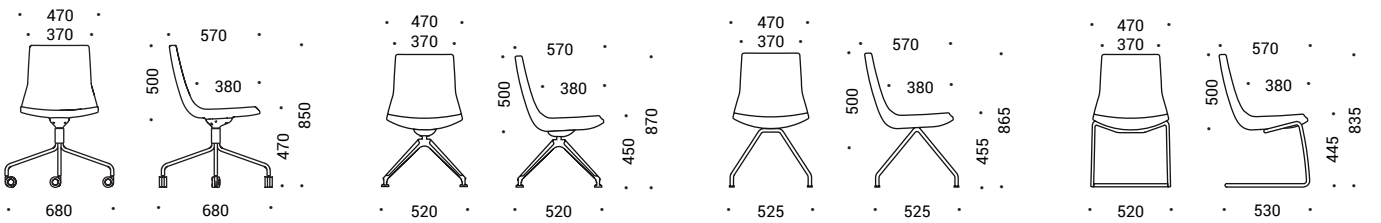
Task



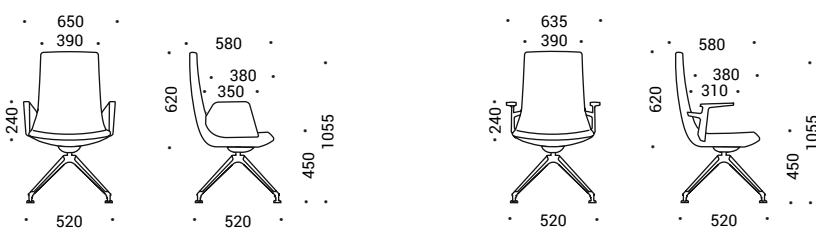
Meeting



Visitor & conference



Armchairs



ORDERING EXAMPLE

Code structure









G5A0495.	DZ06.	0
Product	Fabric	Castor type

















G5A0464.	GL06.	MA01.	0.	C
Product	Fabric	Metal	Castors	Castor type











G5A0441.	GL06
Product	Fabric


	Description	W	D	H	SH	Code	Price, GBP (RRP)			
							Castors: 1 0			
							Leather look / Fabric:	Fabric:	Fabric:	Genuine leather:
							RNN, Aus- tea, Step/Step Melange	Velito, Syner- gy	Steelcut Trio 3	DNN
	Executive chair. Plastic base with fiberglass.	680	680	1305 - 1395	450 - 540	G5A0330	1064	1142	1246	1711
	Executive chair. Polished aluminium base	680	680	1305 - 1395	450 - 540	G5A0496	1186	1257	1360	1822
	Executive chair with poliamyde armrests (black color, soft PU top). Plastic base with fiberglass.	680	680	1305 - 1395	450 - 540	G5A0331	1227	1305	1408	1889
	Executive chair with poliamyde armrests (black color, soft PU top). Polished aluminium base	680	680	1305 - 1395	450 - 540	G5A0489	1334	1412	1515	2029
	Executive chair with upholstered armrests. Plastic base with fiberglass.	680	680	1305 - 1395	450 - 540	G5A0332	1364	1460	1593	2203
	Executive chair with upholstered armrests. Polished aluminium base.	680	680	1305 - 1395	450 - 540	G5A0495	1475	1574	1708	2340

	Description	W	D	H	SH	Code	Price, GBP (RRP)				
							Castors: 1 0				
							Fabric	Leather look/ Fabric	Leather look/ Fabric	Fabric	Genuine leather
							Berta	Xtreme Plus, RNN, Austeas, Step & Step Melange	Valencia C5, Velito, Synergy	Steelcut Trio 3	DNN
	Executive chair. Plastic base with fiberglass.	680	680	1305 - 1395	450 - 540	G5A0421	976	998	1061	1164	1645
	Executive chair. Polished aluminium base	680	680	1305 - 1395	450 - 540	G5A0490	1090	1116	1168	1271	1767
	Executive chair with polyamide armrests (black color, soft PU top). Plastic base with fiberglass.	680	680	1305 - 1395	450 - 540	G5A0424	1109	1131	1190	1294	1789
	Executive chair with polyamide armrests (black color, soft PU top). Polished aluminium base	680	680	1305 - 1395	450 - 540	G5A0491	1223	1238	1308	1412	1915
	Executive chair with upholstered armrests. Plastic base with fiberglass.	680	680	1305 - 1395	450 - 540	G5A0429	1271	1308	1386	1519	2133
	Executive chair with upholstered armrests. Polished aluminium base.	680	680	1305 - 1395	450 - 540	G5A0488	1390	1423	1501	1630	2262
							Fabric:	Leather look/ Fabric:	Leather look/ Fabric:	Genuine leather:	
							Berta	RNN, Austeas, Xtreme Plus, Step/Step Melange	Valencia C5, Velito, Synergy	DNN	
	Seat cushion for executive, task and meeting chairs.	530	430			G5E0005	63	70	89	107	140

		Description	W	D	H	SH	Code	Price, GBP (RRP)				
W - width D - depth H - height SH - seat height								Castors: 1 0				
								Fabric	Leather look/ Fabric	Leather look/ Fabric	Fabric	Genuine leather
								Berta	Xtreme Plus, RNN, Austea, Step & Step Melange	Valencia C5, Velito, Synergy	Steelcut Trio 3	DNN
	Task chair. Plastic base with fiberglass.	680	680	1050 - 1140	450 - 540	G5A0409	931	942	994	1076	1497	
	Task chair. Polished aluminium base.	680	680	1050 - 1140	450 - 540	G5A0494	1042	1057	1116	1194	1626	
	Task chair with poliamyde armrests (black color; soft PU top). Plastic base with fiberglass.	680	680	1050 - 1140	450 - 540	G5A0413	1046	1061	1124	1205	1630	
	Task chair with poliamyde armrests (black color; soft PU top). Polished aluminium base.	680	680	1050 - 1140	450 - 540	G5A0492	1164	1179	1231	1312	1752	
	Task chair with upholstered armrests. Plastic base with fiberglass.	680	680	1050 - 1140	450 - 540	G5A0417	1223	1271	1360	1467	1974	
	Task chair with upholstered armrests. Polished aluminium base.	680	680	1050 - 1140	450 - 540	G5A0493	1334	1386	1471	1578	2096	
								Fabric:	Leather look/ Fabric:	Leather look/ Fabric:	Genuine leather:	
								Berta	RNN, Austea, Xtreme Plus, Step/Step Melange	Valencia C5, Velito, Synergy	DNN	
	Seat cushion for executive, task and meeting chairs.	530	430			G5E0005	63	70	89	107	140	

	Description	W	D	H	SH	Code	Price, GBP (RRP)				
	W - width D - depth H - height SH - seat height						Fabric	Leather look/ Fabric	Leather look/ Fabric	Fabric	Gen- uine leather
							Berta	Xtreme Plus, RNN, Austea, Step & Step Melange	Valencia C5, Cyber, Dream, Velito, Synergy	Steelcut Trio 3	DNN
	Meeting chair. Swivel, 4-leg base with polished aluminium top.	540	580	1055	450	G5A0433	1027	1039	1090	1172	1597
	Meeting chair with poliamyde armrests (black colour, soft PU top). Swivel, 4-leg base with polished aluminium top.	635	580	1055	450	G5A0437	1146	1157	1212	1290	1730
	Meeting chair with upholstered armrests. Swivel, 4-leg base with polished aluminium top.	650	580	1055	450	G5A0441	1371	1390	1404	1512	2077
	Seat cushion for executive, task and meeting chairs.	530	430			G5E0005	63	70	89	107	140
	Visitor chair. Swivel, 4-leg base with polished aluminium top.	520	570	870	450	G5A0453	802	821	857	920	1286
	Visitor chair. Chromed 4-leg steel frame base.	525	570	865	455	G5A0445	499	503	521	584	894
	Visitor chair. Chromed cantilever steel frame base.	520	570	835	445	G5A0449	540	543	584	647	965

	Description	W	D	H	SH	Code	Price, GBP (RRP)				
							Castors: 1 O				
							Fabric	Leather look/ Fabric	Leather look/ Fabric	Fabric	Gen- uine leather
							Berta	Xtreme Plus, RNN, Austea, Step & Step Melange	Valencia C5, Cyber, Dream, Velito, Synergy	Steelcut Trio 3	DNN
							Metal: MA01 MA03 MA02 MA06 MA07				
	Visitor chair. Base: swivelling, pyramid type powder-coated wire steel with castors. The seat height is not adjustable.	680	680	850	470	G5A0644	636	676	706	769	1087

	Description	W	D	H	SH	Code	Price, GBP (RRP)				
							Castors: 1 O				
							Castors type: C				
							Fabric	Leather look/ Fabric	Leather look/ Fabric	Fabric	Gen- uine leather
							Berta	Xtreme Plus, RNN, Austea, Step & Step Melange	Valencia C5, Cyber, Dream, Velito, Synergy	Steelcut Trio 3	DNN
							Metal: MA01 MA02 MA3 MA06 MA07				
	Visitor chair. Base: swivelling, pyramid type powder-coated wire steel with castors. The seat height is not adjustable.	680	680	850	470	G5A0644	680	724	758	821	1135

EVA.II chair family

Quality standard

- EN 1335-1:2020
- EN 1335-2:2018



TECHNICAL INFORMATION

Types

- Executive, task chairs.

Seat

- Foam made of polyurethane.

Back

- Frame made of black or white plastic;
- Upholstered with mesh.

Lumbar support

- Height adjustable;
- Made of white or black plastic.

Gas lift

- Chromed or black colour;
- 120 mm run range.

Bases

- Five-star polished aluminium base. External Ø700 mm;
- Five-star black plastic base with fiberglass. External Ø680 mm;

Armrests

- Two types of fixed black plastic armrests;
- Height adjustable black or white plastic armrests;
- 2D (two directions) adjustable black plastic armrests with soft PU (polyurethane) pads.

Mechanism

- Epron: mechanism with synchronized movement of seat and back, 5 locking positions of the backrest, tension adjustment with handwheel;
- Epron Plus: synchronized mechanism, 5 locking positions of the backrest, tension adjustment with quick side tension regulation by lever.

Castors

- Rubber free wheel castors for hard floor, Ø65 mm;
- PA (polyamide) free wheel castors for soft floor, Ø65 mm.


Headrest

- Fixed;
- Made of soft polyurethane.

Optional



Fixed armrests



Fixed armrests



Height adjustable white plastic armrests



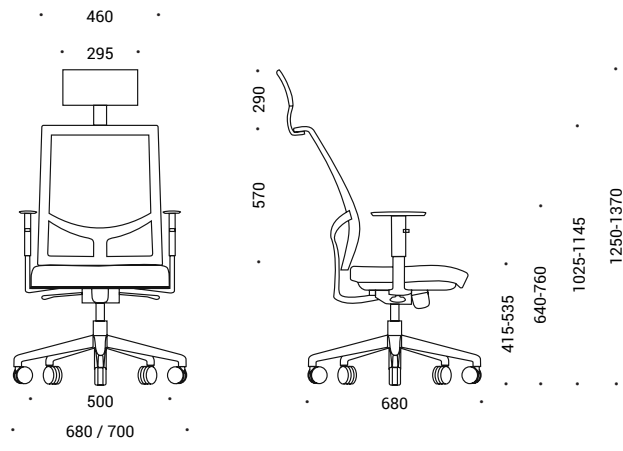
Height adjustable black plastic armrests



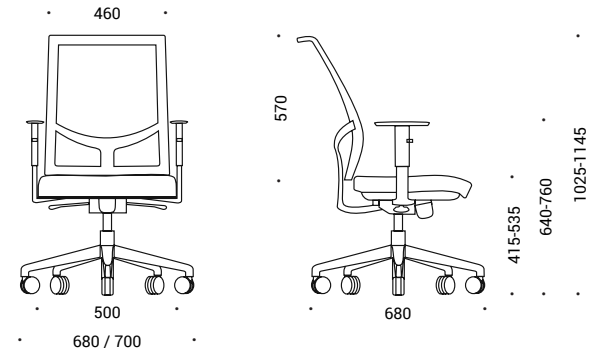
2D adjustable armrests with soft PU pads

RANGE

Executive



Task












ORDERING EXAMPLE








Code structure









G5A0222.	DA05.	FPO2.	0
Product	Fabric or leather	Mesh	Castors

	Description	W	D	H	SH	Code	Price, GBP (RRP)				
							Castors: - +				
							Fabric:	Leather look/	Fabric:	Fabric:	
							Bondai, Berta, Era	Xtreme Plus, RNN, Austea, Step/Step Melange	Valencia C5, Velito, Synergy	Steelcut Trio 3	
							Mesh:				
							FG01	FG02	FP01	FP02	FP03
	Executive chair with soft polyurethane headrest. Plastic chair body in black. Synchro mechanism. Plastic base with fibreglass.	680	680	1250 - 1370	415 - 535	G5A0222	510	517	547	595	
	Executive chair with lumbar support and soft polyurethane headrest. Plastic chair body in black. Synchro mechanism. Plastic base with fibreglass.	680	680	1250 - 1370	415 - 535	G5A0227	521	532	565	614	
	Executive chair with soft polyurethane headrest. Plastic chair body in black. Synchro mechanism. 5 star die-cast polished aluminium base.	700	700	1250 - 1370	415 - 535	G5A0509	599	614	621	673	
	Executive chair with lumbar support and soft polyurethane headrest. Plastic chair body in black. Synchro mechanism. 5 star die-cast polished aluminium base.	700	700	1250 - 1370	415 - 535	G5A0512	614	621	636	684	

	Description	W	D	H	SH	Code	Price, GBP (RRP)				
							Castors: - +				
							Fabric:	Leather look/	Fabric:	Fabric:	
							Bondai, Berta, Era	Xtreme Plus, RNN, Austea, Step/Step Melange	Valencia C5, Velito, Synergy	Steelcut Trio 3	
							Mesh:				
							FG01	FG02	FP01	FP02	FP03
	Executive chair with soft polyurethane headrest. Plastic chair body in black. Synchro mechanism with side tension. Plastic base with fibreglass.	680	680	1250 - 1370	415 - 535	G5A0223	565	569	602	654	
	Executive chair with lumbar support and soft polyurethane headrest. Synchro mechanism with side tension. Plastic base with fibreglass.	680	680	1250 - 1370	415 - 535	G5A0237	569	577	614	665	
	Executive chair with soft polyurethane headrest. Synchro mechanism with side tension. 5 star die-cast polished aluminium base.	700	700	1250 - 1370	415 - 535	G5A0514	650	658	673	724	
	Executive chair with lumbar support and soft polyurethane headrest. Synchro mechanism with side tension. 5 star die-cast polished aluminium base.	700	700	1250 - 1370	415 - 535	G5A0516	658	673	680	732	
							Castors: - +				
							Fabric:	Leather look/	Fabric:	Fabric:	
							Bondai, Berta, Era	Xtreme Plus, RNN, Austea, Step/Step Melange	Valencia C5, Velito, Synergy	Steelcut Trio 3	
							Mesh:				
							FG01	FG02	FP01	FP02	FP03
	Task chair. Plastic chair body in black. Synchro mechanism. Plastic base with fibreglass.	680	680	1025 - 1145	415 - 535	G5A0220	451	458	492	543	

	Description	W	D	H	SH	Code	Price, GBP (RRP)				
							Castors: - +				
							Fabric:	Leather look/	Fabric:	Fabric:	
							Bondai, Berta, Era	Xtreme Plus, RNN, Austea, Step/Step Melange	Valen- cia C5, Velito, Synergy	Steelcut Trio 3	
							Mesh:				
							FG01	FG02	FP01	FP02	FP03
	Task chair with lumbar support. Plastic chair body in black. Synchro mechanism. Plastic base with fibreglass.	680	680	1025 - 1145	415 - 535	G5A0226	458	469	499	551	
	Task chair. Plastic chair body in black. Synchro mechanism. 5 star die-cast polished aluminium base.	700	700	1025 - 1145	415 - 535	G5A0505	532	540	547	595	
	Task chair with lumbar support. Plastic chair body in black. Synchro mechanism. 5 star die-cast polished aluminium base.	700	700	1025 - 1145	415 - 535	G5A0511	540	547	565	614	
	Task chair. Plastic chair body in black. Synchro mechanism with side tension. Plastic base with fibreglass.	680	680	1025 - 1145	415 - 535	G5A0221	499	506	536	584	
	Task chair with lumbar support. Plastic chair body in black. Synchro mechanism with side tension. Plastic base with fibreglass.	680	680	1025 - 1145	415 - 535	G5A0236	506	517	543	591	
	Task chair. Plastic chair body in black. Synchro mechanism with side tension. 5 star die-cast polished aluminium base.	700	700	1025 - 1145	415 - 535	G5A0507	584	599	610	662	
	Task chair with lumbar support. Plastic chair body in black. Synchro mechanism with side tension. 5 star die-cast polished aluminium base.	700	700	1025 - 1145	415 - 535	G5A0508	591	610	617	669	

W - width
D - depth
H - height
SH - seat height

	Description	W	D	H	SH	Code	Price, GBP (RRP)				
							Castors: - +				
							Fabric:	Leather look/ Fabric:	Fabric:		
							Bondai, Berta, Era	Xtreme Plus, RNN, Austea, Step/Step Melange	Valencia C5, Velito, Synergy	Steelcut Trio 3	
							Mesh:				
							FG01	FG02	FP01	FP02	FP03
	Task chair. Plastic chair body in white. Synchro mechanism. Plastic base with fibreglass.	680	680	1025 - 1145	415 - 535	G5A0224	495	499	517	569	
	Task chair with lumbar support. Plastic chair body in white. Synchro mechanism. Plastic base with fibreglass.	680	680	1025 - 1145	415 - 535	G5A0233	503	506	532	580	
	Task chair. Plastic chair body in white. Synchro mechanism. 5 star die-cast polished aluminium base.	700	700	1025 - 1145	415 - 535	G5A0506	565	569	588	639	
	Task chair with lumbar support. Plastic chair body in white. Synchro mechanism. 5 star die-cast polished aluminium base.	700	700	1025 - 1145	415 - 535	G5A0513	573	577	602	654	
	Task chair. Plastic chair body in white. Synchro mechanism with side tension. Plastic base with fibreglass.	680	680	1025 - 1145	415 - 535	G5A0225	536	543	569	617	
	Task chair with lumbar support. Plastic chair body in white. Synchro mechanism with side tension. Plastic base with fibreglass.	680	680	1025 - 1145	415 - 535	G5A0234	543	554	577	628	
	Task chair. Plastic chair body in white. Synchro mechanism with side tension. 5 star die-cast polished aluminium base.	700	700	1025 - 1145	415 - 535	G5A0515	602	617	639	687	

	Description	W	D	H	SH	Code	Price, GBP (RRP)			
--	-------------	---	---	---	----	------	------------------	--	--	--

W - width
D - depth
H - height
SH - seat height

Castors: - +

Fabric:	Leather look/	Fabric:	Fabric:
Bondai, Berta, Era	Xtreme Plus, RNN, Austea, Step/Step Melange	Valen- cia C5, Velito, Synergy	Steelcut Trio 3

Mesh:

FG01 FG02 FP01 FP02 FP03



Task chair with lumbar support. Plastic chair body in white. Synchro mechanism with side tension. 5 star die-cast polished aluminium base.

700 700 1025 - 1145 415 - 535 G5A0510

617 628 650 699

Accessories



Fixed armrests (2pcs.)

165 230 275 G5D0011

33



Fixed plastic armrests (2pcs.)

190 300 250 G5D0026

59



Height adjustable armrests (2pcs.)

200 248 250 - 320 G5D0022

78



Height adjustable armrests (2pcs.)

200 248 250 - 320 G5D0013

59



2D (two directions) adjustable armrests with soft polyurethane pads (2pcs.)

160 230 300 - 395 G5D0014

103

EVA chair family

Quality standard

- EN 1335-1:2020
- EN 1335-2:2018



TECHNICAL INFORMATION

Types

- Task chairs;
- Visitor, conference & dining chairs.

Seat

- Made of foam HR5050.

Back

- Frame made of black or white plastic;
- Upholstered with mesh.

Lumbar support

- Height adjustable, made of white or black plastic (task chair).

Bases

- Five-star polished aluminium base. External Ø700 mm;
- Five-star black plastic base with fiberglass. External Ø680 mm;
- Cantilever chromed steel frame with plastic glides, Ø25 mm.

Armrests

- Two types of fixed black plastic armrests;
- Height adjustable white plastic armrests;
- 2D (two directions) adjustable armrests with soft PU (polyurethane) pads;
- 2D (two directions) adjustable white plastic armrests with polished aluminum lower part.

Mechanism

- Tilting mechanism;
- 5 locking position with return prevention safety system to adjust backrest inclination;
- Tension adjustment with handwheel.

Gas lift

- Chromed or black colour;
- 120 mm run range (task chairs).

Castors

- Rubber free wheel castors for hard floor, Ø65 mm;
- PA (polyamide) free wheel castors for soft floor, Ø65 mm.

Optional



Fixed armrests



Fixed armrests



Height adjustable white plastic armrests



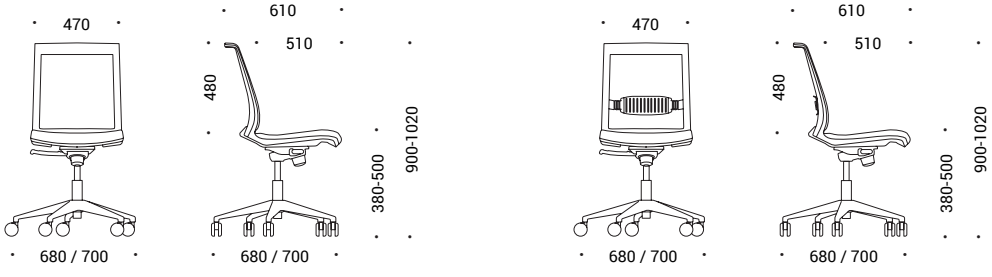
2D adjustable armrests with soft PU pads



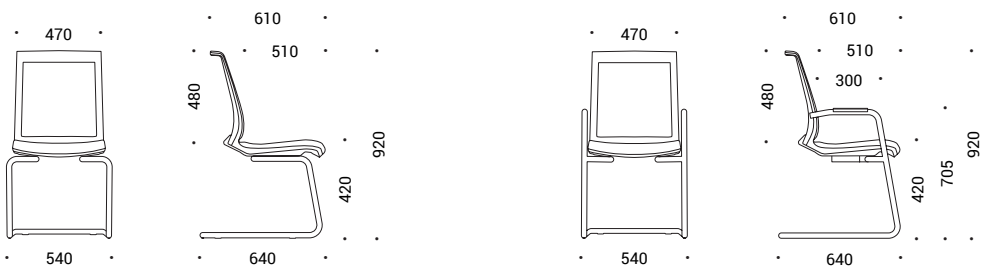
2D adjustable white plastic armrests

RANGE

Task chairs



Visitor, conference & dining chairs



ORDERING EXAMPLE

Code structure



G5A0217.	GA03.	FP03.	0
Product	Fabric	Mesh	Castors

Description	W	D	H	SH	Code	Price, GBP (RRP)				
-------------	---	---	---	----	------	------------------	--	--	--	--

W - width
D - depth
H - height
SH - seat height

Castors: - +



Task chair. Plastic chair body in black. 5 star black nylon base with strenghtening steel cone.

680 680 900 - 1020 380 - 500

G5A0211

Fabric:	Leather look/	Fabric:	Fabric:	Genuine leather
Bondai, Berta, Era	Xtreme Plus, RNN, Austea, Step/ Step Me-lange	Valencia C5, Velito, Synergy	Steelcut Trio 3	DNN
Mesh: FG01 FG02 FP01 FP02 FP03				

425 444 451 521 551



Task chair with lumbar support. Plastic chair body in black. 5 star black nylon base with strenghtening steel cone.

680 680 900 - 1020 380 - 500

G5A0212

429 451 462 536 565



Task chair. Plastic chair body in black. 5 star die-cast polished aluminium base.

700 700 900 - 1020 380 - 500

G5A0213

499 514 521 595 628



Task chair with lumbar support. Plastic chair body in black. 5 star die-cast polished aluminium base.

700 700 900 - 1020 380 - 500

G5A0214

503 521 536 606 643

	Description	W	D	H	SH	Code	Price, GBP (RRP)				
--	-------------	---	---	---	----	------	------------------	--	--	--	--

W - width
D - depth
H - height
SH - seat height

Castors: - +

Fabric: Leather look/ Fabric: Fabric: Genuine leather

Bondai, Berta, Era **Xtreme Plus, RNN, Auste, Step/ Step Me-lange** **Valencia C5, Velito, Synergy** **Steelcut Trio 3** **DNN**

Mesh: FG01 FG02 FP01 FP02 FP03



Task chair. Plastic chair body in white. 5 star black nylon base with strengthening steel cone.

680 680 900 - 1020 380 - 500

G5A0215

451 466 480 554 588



Task chair with lumbar support. Plastic chair body in white. 5 star black nylon base with strengthening steel cone.

680 680 900 - 1020 380 - 500

G5A0216

462 480 488 562 595



Task chair. Plastic chair body in white. 5 star die-cast polished aluminium base.

700 700 900 - 1020 380 - 500

G5A0217

521 540 554 628 662



Task chair with lumbar support. Plastic chair body in white. 5 star die-cast polished aluminium base.

700 700 900 - 1020 380 - 500

G5A0218

536 554 562 636 673

Accessories



Fixed armrests (2pcs.)

165 230 275

G5D0011

33



Fixed plastic armrests (2pcs.)

190 300 250

G5D0010

63



Height adjustable armrests (2pcs.)

200 248 250 - 320

G5D0022

78

200 248 250 - 320

G5D0013

59



2D (two directions) adjustable armrests with soft polyurethane pads (2pcs.)

160 230 300 - 395

G5D0014

103








2D (two directions) adjustable white plastic armrests with polished aluminium lower part. Upper part coated with black PU (polyurethane) pads, soft touch. (2 pcs.)

240 195 260 - 340

G5D0017

196

EVA chair family

	Description	W	D	H	SH	Code	Price, GBP (RRP)				
							Fabric:	Leather look/ Fabric:	Fabric:	Genuine leather	
							Bondai, Berta, Era	Xtreme Plus, RNN, Austea, Step/Step Melange	Valencia C5, Velito, Synergy	Steelcut Trio 3	DNN
							Mesh: FG01 FG02 FP01 FP02 FP03				
	Visitor chair. Plastic chair body in black. Chromed cantilever steel frame base with armrests (black plastic top). Stackability: 3 units.	540	640	920	420	G5A0209	436	440	447	488	506
	Visitor chair. Plastic chair body in white. Chromed cantilever steel frame base with armrests (black plastic top). Stackability: 3 units.	540	640	920	420	G5A0210	469	473	492	536	554
	Visitor chair. Plastic chair body in black. Chromed cantilever steel frame base. Non-stackable	540	640	920	420	G5A0205	322	340	355	395	447
	Visitor chair. Plastic chair body in white. Chromed cantilever steel frame base. Non-stackable	540	640	920	420	G5A0206	347	377	384	425	477
							Accessories				
	Fixed plastic armrests (2pcs.)	190	300	250		G5D0010			63		

MOON chair family

QUALITY STANDARD

- LST EN 16139-2013
- LST EN 16139-2013/AC:2013



TECHNICAL INFORMATION

Types

- Task, visitor & conference and high chairs.

Seat and back

- Frame made of plywood;
- Foam made of cut foam (density of HR5050 – 48-51 kg/m³);
- Upholstered with fabric or leather;
- Covered with natural wood veneer or laminated veneer.

Mechanism

- Tilting mechanism lockable in working position;
- Knob for tension adjustment.

Gas lift

- Chromed or black colour;
- 130 mm run range;
- Pneumatic regulation of the height.

Bases

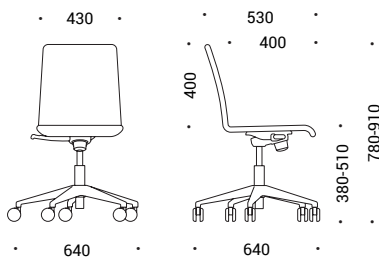
- Five-star polished aluminium or black plastic with fiberglass base, external Ø640 mm;
- Sled chromed or powder-coated steel frame, Ø11 mm, plastic glides in black or white with or without felt for hard and soft floor;
- 4-leg chromed or powder-coated steel frame, Ø18 mm;
- 4-leg chromed or powder-coated steel frame with integrated armrests with plastic finish, Ø18 mm;
- 4-leg chromed or powder-coated steel frame, Ø16 mm;
- Pyramid (four-star) base from bend Ø20 mm steel rod, external Ø680 mm, powder coated, with castors.

Castors

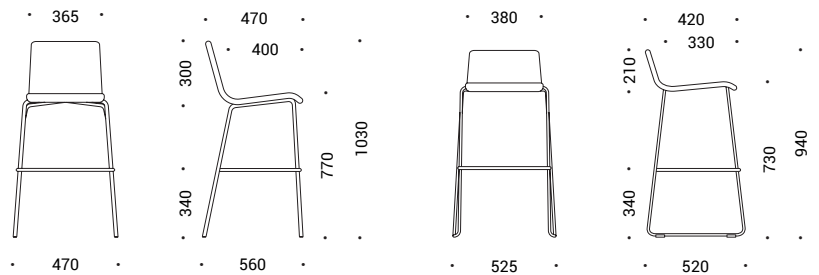
- Rubber free wheel castors for hard floor, Ø65 mm;
- PA (polyamide) free wheel castors for soft floor, Ø65 mm;
- Rubber free wheel hollow castors for hard floor, Ø65 mm;
- PA (polyamide) free wheel hollow castors for soft floor, Ø65 mm.

RANGE

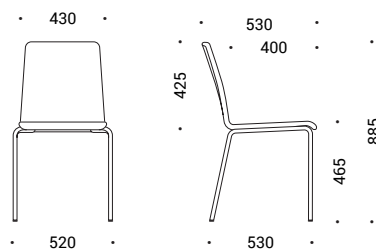
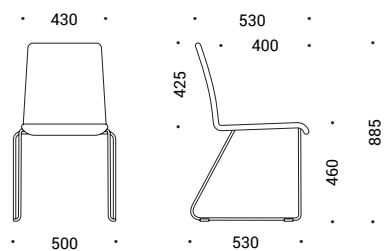
Task



High

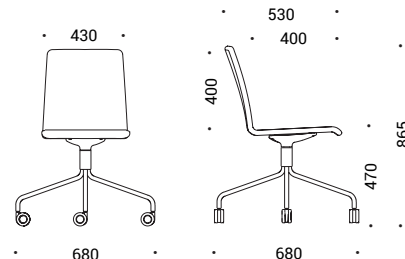
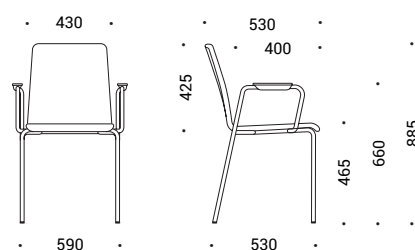


Visitor & conference



Veneer chair H – 860, SH – 475

Veneer chair H – 870, SH – 470



Veneer chair H – 875, SH – 475

H – height
SH – seat height

Optional (for conference chairs)



Right-hand folding table



Connectors

ORDERING EXAMPLE

Code structure

G5A0342.	GB05.	MA01.	0
Product	Fabric	Metal	Glides type

G5A0465.	GB05.	MA01.	0.	C
Product	Fabric	Metal	Castors	Castor type

W - width
D - depth
H - height
SH - seat height

	Description	W	D	H	SH	Code	Price, GBP (RRP)				
--	-------------	---	---	---	----	------	------------------	--	--	--	--



Task chair. Tilt for active dynamic seated posture with stop in working position. Black plastic base.

640 640 780 - 910 380 - 510 G5A0360

Castors: - +				
Fabric:	Leather look/ Fabric:	Fabric:	Genuine leather:	
Bondai, Berta, Era	Xtreme Plus, RNN, Austea, Step/Step Melange	Cyber, Dream, Velito, Synergy	Steelcut Trio 3	DNN
362	388	458	514	706



Task chair. Tilt for active dynamic seated posture with stop in working position. Base in polished aluminium.

640 640 780 - 910 380 - 510 G5A0471

436	466	543	599	772
-----	-----	-----	-----	-----



Visitor chair. Base: swivelling, pyramid type powder-coated wire steel with castors. The seat height is not adjustable.

680 680 865 465 G5A0465

Castors: - +				
Castors type: F				
Fabric:	Leather look/ Fabric:	Fabric:	Genuine leather:	
Bondai, Berta, Era	Xtreme Plus, RNN, Austea, Step/Step Melange	Cyber, Dream, Velito, Synergy	Steelcut Trio 3	DNN
466	495	521	580	713

Metal: MA01 MA02 MA03 MA06 MA07



Visitor chair. Base: swivelling, pyramid type powder-coated wire steel with castors. The seat height is not adjustable.

680 680 865 465 G5A0465

Castors: - +				
Castors type: C				
Fabric:	Leather look/ Fabric:	Fabric:	Genuine leather:	
Bondai, Berta, Era	Xtreme Plus, RNN, Austea, Step/Step Melange	Cyber, Dream, Velito, Synergy	Steelcut Trio 3	DNN
514	543	569	628	761

Metal: MA01 MA02 MA03 MA06 MA07

W - width
D - depth
H - height
SH - seat height



Conference chair. Chrome-plated wire steel frame. Stackable (up to 5 chairs).

515 575 865 480 G5A0468

Fabric:

**Bondai,
Berta,
Era**

Leather
look/
Fabric:

**Xtreme
Plus, RNN,
Austea,
Step/Step
Melange**

Fabric:

**Steelcut
Trio 3**

Genuine
leather:

DNN

281

310

395

455

632



3 units of G5A0468 per box.

515 575 865 480 G5A0466

832

920

1175

1353

1885



Conference chair. Chromed steel 4-leg frame. Stackable (up to 5 chairs).

525 560 875 475 G5A0340

Fabric:

**Bondai,
Berta,
Era**

Leather
look/
Fabric:

**Xtreme
Plus, RNN,
Austea,
Step/Step
Melange**

Fabric:

**Steelcut
Trio 3**

Genuine
leather:

DNN

296

322

395

455

639



3 units of G5A0340 per box.

525 560 875 475 G5A0343

876

954

1175

1353

1907



Conference chair. Integrated armrests with black plastic finish. Chromed steel 4-leg frame. Stackable (up to 5 chairs).

575 570 880 480 G5A0341

395

421

495

554

702



3 units of G5A0341 per box.

575 570 880 480 G5A0344

1175

1253







1475









1652

2096

MOON chair family

	Description	W	D	H	SH	Code	Price, GBP (RRP)				
W - width D - depth H - height SH - seat height							Fabric:	Leather look/ Fabric:	Fabric:	Genuine leather:	
							Bondai, Berta, Era	Xtreme Plus, RNN, Austea, Step/Step Melange	Cyber, Dream, Velito, Synergy	Steelcut Trio 3	DNN
							Metal: MA01 MA02 MA03 MA04				
	Conference chair. Powder-coated steel 4-leg frame. Stackable (up to 5 chairs).	525	560	875	475	G5A0454	281	307	388	447	577
	3 units of G5A0454 per box.	525	560	875	475	G5A0455	832	909	1153	1331	1719
	Conference chair. Integrated armrests with black plastic finish. Powder-coated steel 4-leg frame. Stackable (up to 5 chairs).	575	570	880	480	G5A0456	388	403	480	540	684
	3 units of G5A0456 per box.	575	570	880	480	G5A0457	1153	1198	1430	1608	2040
							Glyde type: - +				
							Fabric:	Leather look/ Fabric:	Fabric:	Genuine leather:	
							Bondai, Berta, Era	Xtreme Plus, RNN, Austea, Step/Step Melange	Cyber, Dream, Velito, Synergy	Steelcut Trio 3	DNN
							Metal: MA01 MA02 MA03 MA04				
	Conference chair. Powder coated wire steel frame. Stackable (up to 5 chairs).	515	575	865	480	G5A0342	270	296	351	407	554
	3 units of G5A0342 per box.	515	575	865	480	G5A0345	798	876	1042	1209	1652

	Description	W	D	H	SH	Code	Price, GBP (RRP)			
							Glide type: - +			
							Veneer:			
							ND01	ND02	ND03	ND04
W - width D - depth H - height SH - seat height										
	Conference chair. Chrome-plated wire steel frame. Stackable (up to 5 chairs).	515	575	860	475	G5A0467	255		296	
	3 units of G5A0467 per box.	515	575	860	475	G5A0470	754		876	
							Veneer:			
							ND01	ND02	ND03	ND04
	Conference chair. Chromed steel 4-leg frame. Stackable (up to 5 chairs).	525	560	870	470	G5A0350	266		299	
	3 units of G5A0350 per box.	525	560	870	470	G5A0353	787		887	
	Conference chair. Chromed steel 4-leg frame. Integrated armrests with black plastic finish. Stackable (up to 5 chairs).	575	570	875	475	G5A0351	355		395	
	3 units of G5A0351 per box.	575	570	875	475	G5A0354	1053		1175	

	Description	W	D	H	SH	Code	Price, GBP (RRP)			
							Veneer:			
							ND01	ND02	ND03	ND04
							Metal part: MA01 MA02 MA03 MA04			
	Conference chair. Powder-coated steel 4-leg frame. Stackable (up to 5 chairs).	525	560	870	470	G5A0458	244		274	
	3 units of G5A0458 per box.	525	560	870	470	G5A0459	721		809	
	Conference chair. Powder-coated steel 4-leg frame. Integrated armrests with black plastic finish. Stackable (up to 5 chairs).	575	570	875	475	G5A0460	340		366	
	3 units of G5A0460 per box.	575	570	875	475	G5A0461	1009		1087	
							Glide type: - +			
							Veneer:			
							ND01	ND02	ND03	ND04
							Metal part: MA01 MA02 MA03 MA04			
	Conference chair. Powder coated wire steel frame. Stackable (up to 5 chairs).	515	575	860	475	G5A0352	237		281	
	3 units of G5A0352 per box.	515	575	860	475	G5A0355	699		832	
							Accessories			
	Right - hand folding table (available only on chairs with armrests).	250	356	616		G5Z0002	107			
	Connectors, which allows linkage of the chairs to lines (only for models with steel 4-leg frame).					G5Z0005	30			

	Description	W	D	H	SH	Code	Price, GBP (RRP)				
--	-------------	---	---	---	----	------	------------------	--	--	--	--

W - width
D - depth
H - height
SH - seat height

Fabric:	Leather look/ Fabric:	Fabric:	Genuine leather:	
Bondai, Berta, Era	Xtreme Plus, RNN, Austea, Step/Step Melange	Cyber, Dream, Velito, Synergy	Steelcut Trio 3	DNN
Metal: MAO1 MAO2 MAO3 MAO4				



High chair. Powder-coated steel 4-leg frame. 470 560 1030 770 G5A0462

303 307 344 373 473



High chair. Chromed steel 4-leg frame. 470 560 1030 770 G5A0346

Fabric:	Leather look/ Fabric:	Fabric:	Genuine leather:	
Bondai, Berta, Era	Xtreme Plus, RNN, Austea, Step/Step Melange	Cyber, Dream, Velito, Synergy	Steelcut Trio 3	DNN

318 325 366 395 510

Glide type: - +				
Veneer:				
ND01	ND02	ND03	ND04	



High chair. Chrome-plated wire steel frame. Stackability: 3 units. 525 520 940 730 G5A0469

381 410

Glide type: - +				
Veneer:				
ND01	ND02	ND03	ND04	
Metal part: MAO1 MAO2 MAO3 MAO4				



High chair. Powder-coated wire steel frame. Stackability: 3 units. 525 520 940 730 G5A0012

340 377

DIVA chair family

Quality standard

- EN 1335-1:2020
- EN 1335-2:2018



TECHNICAL INFORMATION

Types

- Task, executive, meeting, visitor & conference chairs.

Seat

- Lower part made of PP (polypropylene);
- Reinforced with metal bars (task and executive chairs);
- Foam made of polyurethane;
- Depth adjustable – 60 mm run range (task and executive chairs);
- Upholstered with fabric or leather.

Armrests

- Fixed black plastic armrests (task and executive chairs);
- 3D (three directions) adjustable black plastic armrests. Upper part coated with a PU (polyurethane), soft touch pad. Adjustable in height – 75 mm run range, top moving forward and backward – 55 mm run range, 30° top rotation (task and executive chairs).

Mechanism

- Tilting mechanism lockable in working position. Tension adjustment of back and seat angle according to body weight. Knob for tension adjustment (task and meeting chairs);
 - Epron: mechanism with synchronized movement of seat and back, 5 locking positions of the backrest, tension adjustment with handwheel (task and executive chairs);
 - Epron Plus: synchronized mechanism, 5 locking positions of the backrest, tension adjustment with quick side tension regulation by lever (task and executive chairs).
-
- Height adjustable – 60 mm run range.

Back

- Frame made of fiber glass reinforced PA (polyamide);
- Back support made of fiber glass reinforced PA (polyamide), metal insert for mechanism fixing complete with threaded hole pattern;
- Height adjustable – 60 mm run range, 3 locking positions;
- Upholstered with mesh.

Lumbar support

- Depth adjustable – 15 mm run range, 3 locking positions (task and executive chairs);
- Lumbar support pillow made of soft touch PU (polyurethane) (task and executive chairs).

Gas lift

- Chromed or black colour;
- 120 mm run range.

Bases

- Five-star polished aluminium base. External Ø700 mm (task and meeting chairs);
- Five-star black plastic base with fiberglass. External Ø675 mm (task and meeting chairs);
- Cantilever chromed steel frame base with integrated armrests and plastic glides (visitor chairs).

Castors

- Rubber free wheel castors for hard floor, Ø65 mm;
- PA (polyamide) free wheel castors for soft floor, Ø65 mm.

Headrest

- Frame made of polyurethane;

Visitor & conference



Optional

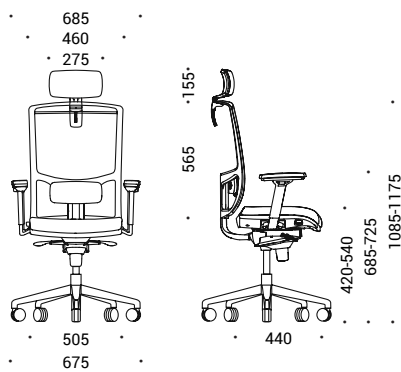


Height adjustable headrest

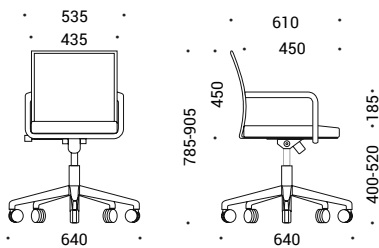


Fixed black plastic armrests
3D (three directions) adjustable armrests

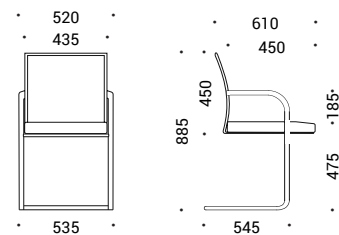
RANGE



Task & executive



Task & meeting



ORDERING EXAMPLE

Code structure



G5A0503.	GL06.	FP01.	0
Product	Fabric	Mesh	Castors

	Description	W	D	H	SH	Code	Price, GBP (RRP)				
--	-------------	---	---	---	----	------	------------------	--	--	--	--

W - width
D - depth
H - height
SH - seat height

Castors: - +

Fabric:	Leather look/ Fabric:	Fabric:		Genuine leather:
Bond-ai, Berta, Era	Xtreme Plus, RNN, Austea, Step/Step Melange	Velito, Synergy	Steelcut Trio 3	DNN

Mesh: **FP01 FP02**



Task chair. Synchro mechanism. Plastic base with fibreglass.

675 675 1085 - 420 - G5A0150 **573 584 591 639 654**
1175 540



Task chair. Synchro mechanism. Base in polished aluminium.

700 700 1085 - 420 - G5A0500 **639 650 662 706 724**
1175 540



Task chair with fully adjustable lumbar support and seat depth. Synchro mechanism. Plastic base with fibreglass.

675 675 1085 - 420 - G5A0160 **687 699 710 761 776**
1175 540



Task chair with fully adjustable lumbar support and seat depth. Synchro mechanism. Base in polished aluminium.

700 700 1085 - 420 - G5A0503 **758 776 787 832 846**
1175 540

W - width
D - depth
H - height
SH - seat height

Description	W	D	H	SH	Code	Price, GBP (RRP)				
-------------	---	---	---	----	------	------------------	--	--	--	--

Castors: - +

Fabric:	Leather look/ Fabric:	Fabric:		Genuine leather:
Bond-ai, Berta, Era	Xtreme Plus, RNN, Austeal, Step/Step Melange	Velito, Synergy	Steelcut Trio 3	DNN

Mesh: FP01 FP02



Task chair. Synchro mechanism with side tension. Plastic base with fibreglass.

675 675 1085 - 1175 420 - 540 G5A0151 **617 621 632 676 699**



Task chair. Synchro mechanism with side tension. Base in polished aluminium.

700 700 1085 - 1175 420 - 540 G5A0502 **687 695 702 750 772**



Task chair with fully adjustable lumbar support and seat depth. Synchro mechanism with side tension. Plastic base with fibreglass.

675 675 1085 - 1175 420 - 540 G5A0161 **736 743 761 806 824**



Task chair with fully adjustable lumbar support and seat depth. Synchro mechanism with side tension. Base in polished aluminium.

700 700 1085 - 1175 420 - 540 G5A0501 **802 821 835 876 887**

Accessories



Fixed black plastic armrests (2pcs.)

240 190 300 G5D0015 **103**



3D (three directions) height adjustable armrests (2pcs.)

244 220 295 G5D0009 **129**

Description	W	D	H	SH	Code	Price, GBP (RRP)				
-------------	---	---	---	----	------	------------------	--	--	--	--

W - width
D - depth
H - height
SH - seat height

Fabric:	Leather look/ Fabric:	Fabric:		Genuine leather:
Bond-ai, Berta, Era	Xtreme Plus, RNN, Austea, Step/Step Melange	Velito, Synergy	Steelcut Trio 3	DNN



Fixed and height adjustable headrest upholstered with fabric or leather

280 153 295 G5Z0006

89 92 100 115 122

Castors: - +

Fabric:	Leather look/ Fabric:	Fabric:		Genuine leather:
Bond-ai, Berta, Era	Xtreme Plus, RNN, Austea, Step/Step Melange	Velito, Synergy	Steelcut Trio 3	DNN

Mesh: FP01 FP02



Task/meeting chair. Plastic base with fibreglass and castors for soft or hard floors, ø 65 mm.

640 640 785 - 905 400 - 520 G5A0260

503 506 510 558 569



Task/meeting chair. Polished aluminium base with castors for soft or hard floors, ø 65 mm.

640 640 785 - 905 400 - 520 G5A0504

591 595 599 647 658

Fabric:	Leather look/ Fabric:	Fabric:		Genuine leather:
Bond-ai, Berta, Era	Xtreme Plus, RNN, Austea, Step/Step Melange	Velito, Synergy	Steelcut Trio 3	DNN

Mesh: FP01 FP02

Metal legs: H



Visitor chair. Chromed cantilever frame. Stackability: 4 units.

535 610 885 475 G5A0266

458 469 477 521 536

AURA chair family

Quality standard

Task chairs:

- EN 1335-1:2020+NA05:2022
- EN 1335-2:2018

Visitor chairs:

- EN 16139:2013



TECHNICAL INFORMATION

Types

- Executive, task and visitor & conference chairs.

Seat

- Depth adjustable (50 mm run range);
- Lower part (inner and outer) made of PP (polypropylene);
- Foam made of polyurethane;
- CFC free (NO chlorofluorocarbon).

Back

- Height adjustable (60 mm run range), 6 locking positions;
- Frame (outer and inner) made of PP (polypropylene);
- Foam made of polyurethane;
- CFC free (NO chlorofluorocarbon);
- Clips fixing system.

Mechanism

- Synchronized movement of seat and back;
- 5 locking positions of the backrest;
- Tension adjustment with handwheel (task and executive chairs).

Gas lift

- Chromed or black colour;
- 105 mm run range.
- PA (polyamide) free wheel castors for soft floor, Ø65 mm.

Headrest

- Fixed, made of polyurethane and upholstered.

Armrests

- Fixed black plastic armrests;
- 2D (two directions) height adjustable armrests. Upper part coated with a PU (polyurethane) pad, soft touch, the lower part is made of black plastic. The top of armrests moving forward or backward;
- 2D (two directions) height adjustable armrests. Upper part coated with a PU (polyurethane) pad, soft touch, the lower part is made of polished aluminium. The top of armrests moving forward or backward;
- 3D (three directions) adjustable black plastic armrests.
- 3D (three directions) adjustable black plastic armrests with polished aluminum lower part.

Bases

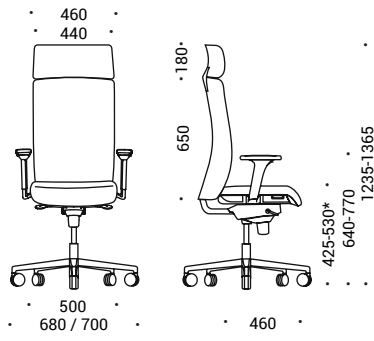
- Five-star polished aluminium base. External 700 mm;
- Five-star black PA (polyamide) with fiberglass base. External 680 mm;
- Four-legged reinforced steel chromed frame, Ø25 mm;
- Four legged with 4 wheels reinforced steel chromed frame, Ø25 mm;
- Reinforced steel chromed cantilever frame, Ø25 mm;
- 4-star steel chromed frame with glides.

Castors

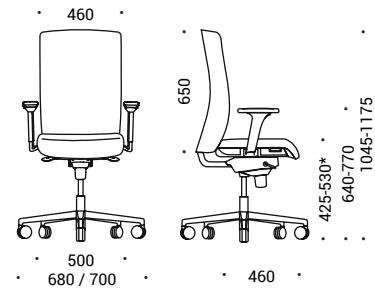
- Rubber free wheel castors for hard floor, Ø65 mm;

RANGE

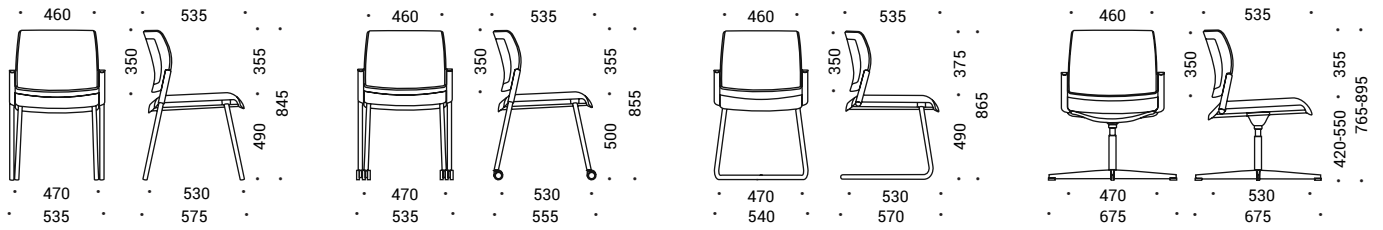
Executive



Task



Visitor & conference



*Height approved during certification.

Optional



Fixed armrests



2D armrests, lower part – plastic



2D armrests, lower part – aluminium



3D armrests, lower part – plastic






3D armrests, lower part – aluminium

ORDERING EXAMPLE

Code structure



G5A0499.	GC13.	MA01.	0
Product	Fabric	Metal	Castors

	Description	W	D	H	SH	Code	Price, GBP (RRP)				
							Castors: - +				
							Fabric	Leather look/ Fabric	Fabric	Genuine leather	
							Bondai, Berta, Era	RNN, Xtreme Plus, Step/Step Melange	Velito, Syner- gy	Steelcut Trio 3	DNN
	Executive chair. Fixed molded polyurethane head support; backrest adjustable in height, seat in depth; the synchronous mechanism of the seat has 5 fixating positions with anti-shock system; plastic base with fibreglass; castors for soft or hard floors, ø 65 mm.	680	680	1235 - 1365	425 - 530	G5A0375	821	850	942	1183	1231
	Executive chair. Fixed molded polyurethane head support; backrest adjustable in height, seat in depth; the synchronous mechanism of the seat has 5 fixating positions with anti-shock system; base in polished aluminium; castors for soft or hard floors, ø 65 mm.	700	700	1235 - 1365	425 - 530	G5A0497	880	917	1002	1246	1301
	Task chair. Backrest adjustable in height; synchronous mechanism; lockable in 5 positions, with anti-shock system and body-weight adjustment; plastic base with fibreglass; castors for soft or hard floors, ø 65 mm.	680	680	1045 - 1175	425 - 530	G5A0370	606	636	728	931	1027

AURA chair family

	Description	W	D	H	SH	Code	Price, GBP (RRP)				
--	-------------	---	---	---	----	------	------------------	--	--	--	--

W - width
D - depth
H - height
SH - seat height

Castors: - +



Task chair. Backrest adjustable in height; synchronous mechanism; lockable in 5 positions, with anti-shock system and body-weight adjustment; base in polished aluminium; castors for soft or hard floors, ø 65 mm.

700 700 1045 - 1175 425 - 530 G5A0499

Fabric	Leather look/ Fabric	Fabric	Genuine leather
Bondai, Berta, Era	RNN, Xtreme Plus, Step/Step Melange	Velito, Synergy	Steelcut Trio 3
			DNN

687 724 809 1016 1112



Task chair. Backrest adjustable in height; seat in depth; synchronous mechanism; lockable in 5 positions, with anti-shock system and body-weight adjustment; plastic base with fibreglass; castors for soft or hard floors, ø 65 mm.

680 680 1045 - 1175 425 - 530 G5A0372

662 699 791 994 1090



Task chair. Backrest adjustable in height, seat in depth; synchronous mechanism; lockable in 5 positions, with anti-shock system and body-weight adjustment; base in polished aluminium; castors for soft or hard floors, ø 65 mm.

700 700 1045 - 1175 425 - 530 G5A0498

724 761 850 1053 1146

Accessories



Fixed black plastic armrests (2pcs.)

240 190 300 G5D0015

103



2D (two directions) adjustable black plastic armrests. Upper part coated with a PU (polyurethane) pads, soft touch. Adjustable in height, top moving forward and backward. (2pcs.)

240 195 260 - 340 G5D0016





148





2D (two directions) adjustable black plastic armrests with polished aluminium lower part. Upper part coated with black PU (polyurethane) pads, soft touch. Adjustable in height, top moving forward and backward. (2pcs.)

240 195 260 - 340 G5D0031

188

	Description	W	D	H	SH	Code	Price, GBP (RRP)					
							Accessories					
	3D (three directions) adjustable black plastic armrests. Upper part coated with a PU (polyurethane) pads, soft touch. Adjustable in height, width, top moving forward and backward. (2pcs.)	240	195	260 - 340		G5D0021	181					
	3D (three directions) adjustable black plastic armrests with polished aluminium lower part. Upper part coated with black PU (polyurethane) pads, soft touch. Adjustable in height, width, top moving forward and backward. (2pcs.)	240	195	260 - 340		G5D0032	225					
							Castors: - +					
							Fabric	Leather look/ Fabric		Fabric	Genuine leather	
							Bondai, Berta, Era	RNN, Xtreme Plus, Step/Step Melange	Velito, Syner- gy	Steelcut Trio 3	DNN	
	Visitor chair. Backrest upholstered from both sides. Chrome-plated steel frame. Stackability: 4 units.	535	555	855	500	G5A0383	307	322	347	480	540	
	3 units of G5A0383 per box	535	555	855	500	G5A0431	909	954	1031	1430	1608	
							Fabric	Leather look/ Fabric		Fabric	Genuine leather	
							Bondai, Berta, Era	RNN, Xtreme Plus, Step/Step Melange	Velito, Syner- gy	Steelcut Trio 3	DNN	
	Visitor chair. Backrest is upholstered from both sides. Chrome-plated steel frame. Stackability: 4 units.	535	575	845	490	G5A0380	307	322	347	480	540	
	3 units of G5A0380 per box	535	575	845	490	G5A0430	909	954	1031	1430	1608	

	Description	W	D	H	SH	Code	Price, GBP (RRP)				
							Fabric	Leather look/ Fabric		Fabric	Genuine leather
W - width D - depth H - height SH - seat height							Bondai, Berta, Era	RNN, Xtreme Plus, Step/Step Melange	Velito, Syner- gy	Steelcut Trio 3	DNN
	Visitor chair. Backrest upholstered from both sides. Chrome-plated steel frame. Stackability: 4 units.	540	570	865	490	G5A0382	366	381	403	540	606
	3 units of G5A0382 per box	540	570	865	490	G5A0432	1087	1131	1198	1608	1807
	Visitor chair. Backrest upholstered from both sides. Height - adjustable, chrome-plated steel frame.	675	675	765 - 895	420 - 550	G5A0385	458	480	503	639	699

WOBBY pivoting stool



TECHNICAL INFORMATION

Type

- Pivoting stool.

Seat

- Fixed, lower part (inner and outer) made of PP (polypropylene);
- Foam made of polyurethane;
- Fabric, leather look or genuine leather upholstered.

Mechanism

- Fixed, height adjustment by side leather strap.

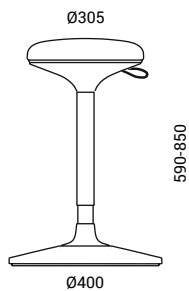
Gas lift

- Black colour;
- 260 mm run range.

Base

- Black plastic base with integrated pivoting mechanism;
- Non-slip rubber pads.

RANGE



ORDERING EXAMPLE


Code structure



G5A0389. **GL17**

Product

Fabric

	Description	W	D	H	Code	Price, GBP (RRP)				
	Active seating task chair. Height adjustable, with tilting column. Base - black plastic (Ø 400 mm).	400	400	590 - 850	G5A0389	Fabric	Leather look/ Fabric	Fabric	Genuine leather	
						Bondai, Berta, Era	Xtreme Plus, RNN, Austea, Step/ Step Melange	Valencia C5, Cyber, Dream, Velito, Synergy	Steelcut Trio 3	DNN
						636	639	647	654	713

WIND high swivel chair family



TECHNICAL INFORMATION

Type

- High swivel chairs

Seat

- Fixed;
- Lower part (inner and outer) made of PP (polypropylene);
- Foam made of polyurethane;
- Fabric or leather look upholstered

Backrest

- Frame made of black or white plastic;
- Mesh, fabric or leather look upholstered;
- Inner foam made of polyurethane (fabric upholstery).

Lumbar support

- Height adjustable (80 mm run range);
- Made of transparent silicon.

Gas lift

- Chromed or black colour;
- 245 mm run range.

Foot ring

- Fixed with gas lift;
- Easy height adjustable;
- Black plastic body with chrome-finished ring, Ø460 mm.

Armrests

- Chromed or powder coated frame covered with black or white PP (polypropylene) plastic;
- Fixed black plastic armrests;
- 2D (two directions) adjustable black plastic armrests;
- 2D (two directions) adjustable black plastic or white plastic armrests with polished aluminium lower part;
- 2D height adjustable (80 mm run range), pad moves forward and backward (55 mm range);
- 3D (three directions) adjustable black plastic armrests;
- 3D (three directions) adjustable black plastic or white plastic armrests with polished aluminium lower part;
- 3D armrests height adjustable (80 mm run range), width adjustable (37 mm run range), pad moves forward and backward (55 mm range);
- All armrests upper part coated with PU (polyurethane) pads, soft touch.

Mechanism

- Height adjustment by side lever.

Bases

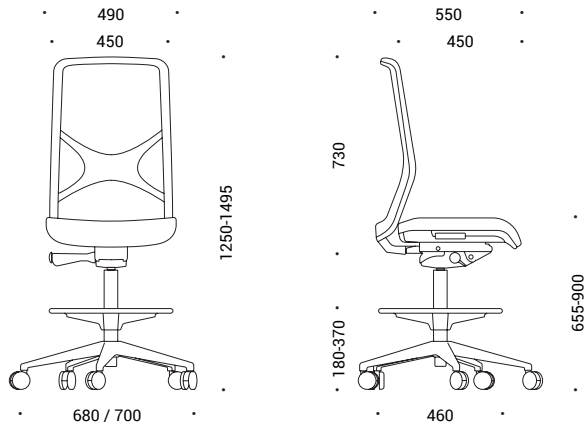
- Five-star polished aluminium base. External Ø700 mm;
- Five-star black or white fiberglass reinforced plastic base. External Ø680 mm.

Castors

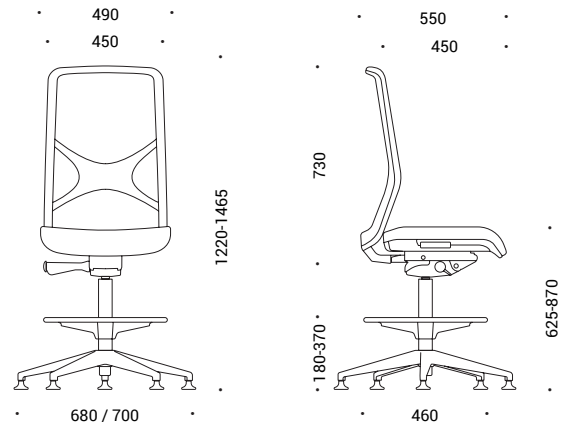
- Rubber free wheel castors with sit stop brake for hard floor, Ø65 mm;
- PA (polyamide) free wheel castors with sit stop brake for soft floor, Ø65 mm;
- PP (polypropylene) fixed glides, Ø50 mm, for soft floors.

RANGE

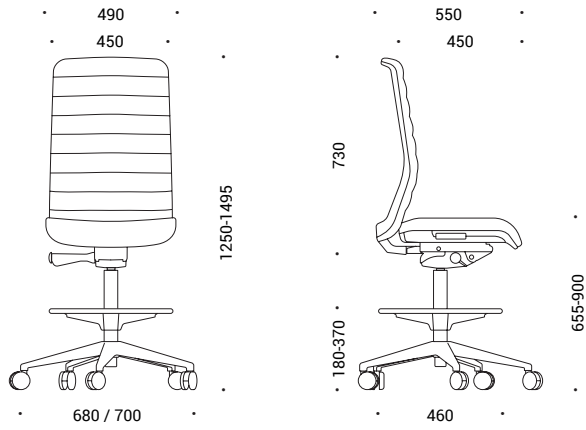
WIND high swivel chair with mesh and castors



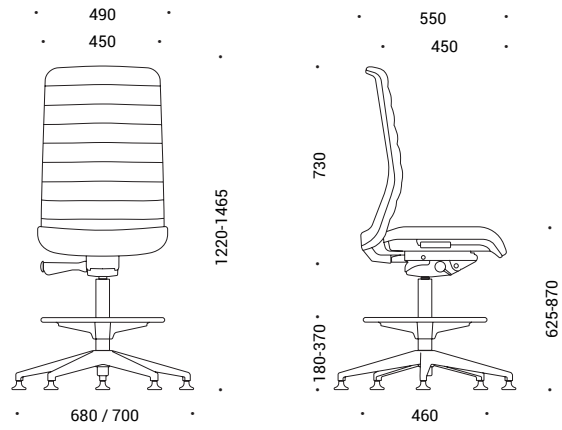
WIND high swivel chair with mesh and glides



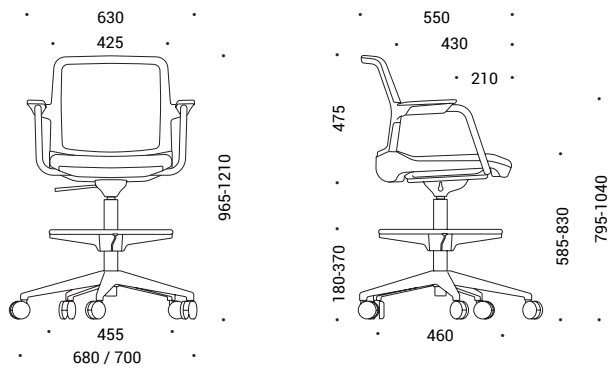
WIND high swivel chair with fabric and castors



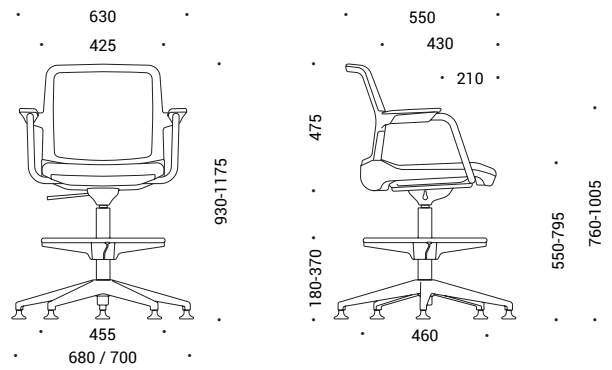
WIND high swivel chair with fabric and glides



WIND high swivel chair with low backrest and castors



WIND high swivel chair with low backrest and glides



Optional (for high backrest chairs)



Fixed armrests



2D (two directions)
adjustable armrests



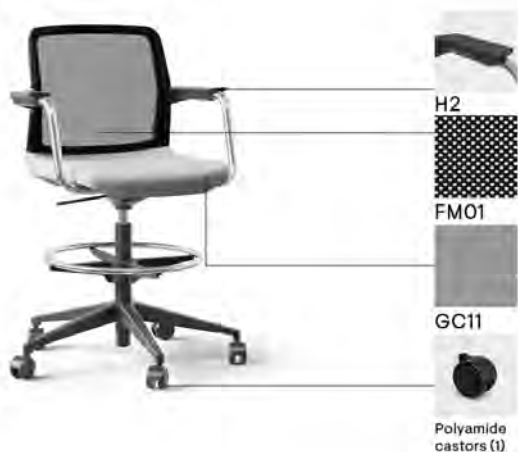
3D (three directions)
adjustable armrests

ORDERING EXAMPLE



Code structure











G5A0275.	DZ05.	FR04.	X2.	1
Product	Leather look	Mesh fabric	Lumbar support	Castors









G5A0338.	GC11.	FM01.	H2.	1
Product	Fabric	Mesh fabric	Armrest pads	Castors





	Description	W	D	H	SH	Code	Price, GBP (RRP)			
W - width D - depth H - height SH - seat height							Fabric:	Leather look/	Fabric:	Fabric
							Bondai, Berta, Era	Xtreme Plus, RNN, Austea, Step/Step Melange	Valen- cia C5, Velito, Synergy	Steelcut Trio 3
							Mesh/Knitted Fabric: FM, FR			
							Lumbar support: X2			
	High swivel chair. Mesh upholstered backrest, fabric upholstered seat. Height adjustable transparent silicon lumbar support. Fixed mechanism. Black plastic chair frame. Height adjustable footring. Black 5-star fiberglass reinforced plastic base. 65 mm sit stop castors.	680	680	1250 - 1495	655 - 900	G5A0267	872	880	902	961
	High swivel chair. Mesh upholstered backrest, fabric upholstered seat. Height adjustable transparent silicon lumbar support. Fixed mechanism. Black plastic chair frame. Height adjustable footring. Polished aluminium 5-star base. 65 mm sit stop castors.	700	700	1250 - 1495	655 - 900	G5A0477	946	954	968	1027





	Description	W	D	H	SH	Code	Price, GBP (RRP)			
							Castors: - +			
							Fabric:	Leather look/	Fabric:	Fabric
							Bondai, Berta, Era	Xtreme Plus, RNN, Austea, Step/Step Melange	Valencia C5, Velito, Synergy	Steelcut Trio 3
							Mesh/Knitted Fabric: FM, FR			
							Lumbar support: X2			
	High swivel chair. Mesh upholstered backrest, fabric upholstered seat. Height adjustable transparent silicon lumbar support. Fixed mechanism. White plastic chair frame. Height adjustable footring. White 5-star fiberglass reinforced plastic base. 65 mm sit stop castors.	680	680	1250 - 1495	655 - 900	G5A0275	906	920	942	998
	High swivel chair. Mesh upholstered backrest, fabric upholstered seat. Height adjustable transparent silicon lumbar support. Fixed mechanism. White plastic chair frame. Height adjustable footring. Polished aluminium 5-star base. 65 mm sit stop castors.	700	700	1250 - 1495	655 - 900	G5A0485	979	991	1005	1064
							Polypropylene glides			
							Fabric:	Leather look/	Fabric:	Fabric
							Bondai, Berta, Era	Xtreme Plus, RNN, Austea, Step/Step Melange	Valencia C5, Velito, Synergy	Steelcut Trio 3
							Mesh/Knitted Fabric: FM, FR			
							Lumbar support: X2			
	High swivel chair. Mesh upholstered backrest, fabric upholstered seat. Height adjustable transparent silicon lumbar support. Fixed mechanism. Black plastic chair frame. Height adjustable footring. Black 5-star fiberglass reinforced plastic base. With glides.	680	680	1220 - 1465	625 - 870	G5A0269	850	861	880	939
	High swivel chair. Mesh upholstered backrest, fabric upholstered seat. Height adjustable transparent silicon lumbar support. Fixed mechanism. Black plastic chair frame. Height adjustable footring. Polished aluminium 5-star base. With glides.	700	700	1220 - 1465	625 - 870	G5A0473	924	935	954	1013








	Description	W	D	H	SH	Code	Price, GBP (RRP)			
W - width D - depth H - height SH - seat height							Polypropylene glides			
							Fabric:	Leather look/	Fabric:	Fabric
							Bondai, Berta, Era	Xtreme Plus, RNN, Austea, Step/Step Melange	Valencia C5, Velito, Synergy	Steelcut Trio 3
							Mesh/Knitted Fabric: FM, FR			
							Lumbar support: X2			
	High swivel chair. Mesh upholstered backrest, fabric upholstered seat. Height adjustable transparent silicon lumbar support. Fixed mechanism. White plastic chair frame. Height adjustable footring. White 5-star fiberglass reinforced plastic base. With glides.	680	680	1220 - 1465	625 - 870	G5A0277	880	887	917	972
	High swivel chair. Mesh upholstered backrest, fabric upholstered seat. Height adjustable transparent silicon lumbar support. Fixed mechanism. White plastic chair frame. Height adjustable footring. Polished aluminium 5-star base. With glides.	700	700	1220 - 1465	625 - 870	G5A0486	957	965	983	1042
							Castors: - +			
							Fabric:	Leather look/	Fabric:	Fabric
							Bondai, Berta, Era	Xtreme Plus, RNN, Austea, Step/Step Melange	Valencia C5, Velito, Synergy	Steelcut Trio 3
							Mesh/Knitted Fabric: FM, FR			
							Lumbar support: X2			
	High swivel chair. Mesh upholstered backrest, fabric upholstered seat. Height adjustable transparent silicon lumbar support. Fixed mechanism. Black plastic chair frame. Height adjustable footring. Black 5-star fiberglass reinforced plastic base. 65 mm sit stop castors.	680	680	1250 - 1495	655 - 900	G5A0267	891	906	928	983
	High swivel chair. Mesh upholstered backrest, fabric upholstered seat. Height adjustable transparent silicon lumbar support. Fixed mechanism. Black plastic chair frame. Height adjustable footring. Polished aluminium 5-star base. 65 mm sit stop castors.	700	700	1250 - 1495	655 - 900	G5A0477	965	979	998	1057





	Description	W	D	H	SH	Code	Price, GBP (RRP)			
							Castors: - +			
							Fabric:	Leather look/	Fabric:	Fabric
							Bondai, Berta, Era	Xtreme Plus, RNN, Austea, Step/Step Melange	Valencia C5, Velito, Synergy	Steelcut Trio 3
							Mesh/Knitted Fabric: FM, FR			
							Lumbar support: X2			
	High swivel chair. Mesh upholstered backrest, fabric upholstered seat. Height adjustable transparent silicon lumbar support. Fixed mechanism. White plastic chair frame. Height adjustable footring. White 5-star fiberglass reinforced plastic base. 65 mm sit stop castors.	680	680	1250 - 1495	655 - 900	G5A0275	928	942	957	1016
	High swivel chair. Mesh upholstered backrest, fabric upholstered seat. Height adjustable transparent silicon lumbar support. Fixed mechanism. White plastic chair frame. Height adjustable footring. Polished aluminium 5-star base. 65 mm sit stop castors.	700	700	1250 - 1495	655 - 900	G5A0485	1002	1020	1035	1090
							Polypropylene glides			
							Fabric:	Leather look/	Fabric:	Fabric
							Bondai, Berta, Era	Xtreme Plus, RNN, Austea, Step/Step Melange	Valencia C5, Velito, Synergy	Steelcut Trio 3
							Mesh/Knitted Fabric: FM, FR			
							Lumbar support: X2			
	High swivel chair. Mesh upholstered backrest, fabric upholstered seat. Height adjustable transparent silicon lumbar support. Fixed mechanism. Black plastic chair frame. Height adjustable footring. Black 5-star fiberglass reinforced plastic base. With glides.	680	680	1220 - 1465	625 - 870	G5A0269	876	883	906	965
	High swivel chair. Mesh upholstered backrest, fabric upholstered seat. Height adjustable transparent silicon lumbar support. Fixed mechanism. Black plastic chair frame. Height adjustable footring. Polished aluminium 5-star base. With glides.	700	700	1220 - 1465	625 - 870	G5A0473	950	957	979	1039

	Description	W	D	H	SH	Code	Price, GBP (RRP)			
W - width D - depth H - height SH - seat height							Polypropylene glides			
							Fabric:	Leather look/	Fabric:	Fabric
							Bondai, Berta, Era	Xtreme Plus, RNN, Austea, Step/Step Melange	Valen- cia C5, Velito, Synergy	Steelcut Trio 3
							Mesh/Knitted Fabric: FM, FR			
							Lumbar support: X2			
	High swivel chair. Mesh upholstered backrest, fabric upholstered seat. Height adjustable transparent silicon lumbar support. Fixed mechanism. White plastic chair frame. Height adjustable footring. White 5-star fiberglass reinforced plastic base. With glides.	680	680	1220 - 1465	625 - 870	G5A0277	906	920	942	998
	High swivel chair. Mesh upholstered backrest, fabric upholstered seat. Height adjustable transparent silicon lumbar support. Fixed mechanism. White plastic chair frame. Height adjustable footring. Polished aluminium 5-star base. With glides.	700	700	1220 - 1465	625 - 870	G5A0486	983	994	1020	1076

	Description	W	D	H	SH	Code	Price, GBP (RRP)			
W - width D - depth H - height SH - seat height							Castors: - +			
							Fabric:	Leather look/ Fabric:	Fabric	
							Bondai, Berta, Era	Xtreme Plus, RNN, Austea, Step/Step Melange	Valen- cia C5, Velito, Synergy	Steelcut Trio 3
							Lumbar support: X2			
	High swivel chair. Fabric upholstered backrest and seat. Height adjustable transparent silicon lumbar support. Fixed mechanism. Black plastic chair frame. Height adjustable footring. Black 5-star fiberglass reinforced plastic base. 65 mm sit stop castors.	680	680	1250 - 1495	655 - 900	G5A0268	935	983	1046	1190
	High swivel chair. Fabric upholstered backrest and seat. Height adjustable transparent silicon lumbar support. Fixed mechanism. Black plastic chair frame. Height adjustable footring. Polished aluminium 5-star base. 65 mm sit stop castors.	700	700	1250 - 1495	655 - 900	G5A0487	1002	1053	1124	1268
	High swivel chair. Fabric upholstered backrest and seat. Height adjustable transparent silicon lumbar support. Fixed mechanism. White plastic chair frame. Height adjustable footring. White 5-star fiberglass reinforced plastic base. 65 mm sit stop castors.	680	680	1250 - 1495	655 - 900	G5A0276	961	1020	1083	1231
	High swivel chair. Fabric upholstered backrest and seat. Height adjustable transparent silicon lumbar support. Fixed mechanism. White plastic chair frame. Height adjustable footring. Polished aluminium 5 star base. 65 mm sit stop castors.	700	700	1250 - 1495	655 - 900	G5A0475	1039	1098	1157	1305

	Description	W	D	H	SH	Code	Price, GBP (RRP)			
W - width D - depth H - height SH - seat height							Polypropylene glides			
							Fabric:	Leather look/	Fabric:	Fabric
							Bondai, Berta, Era	Xtreme Plus, RNN, Austea, Step/Step Melange	Valen- cia C5, Velito, Synergy	Steelcut Trio 3
							Lumbar support: X2			
	High swivel chair. Fabric upholstered backrest and seat. Height adjustable transparent silicon lumbar support. Fixed mechanism. Black plastic chair frame. Height adjustable footring. Black 5-star fiberglass reinforced plastic base. With glides.	680	680	1220 - 1465	625 - 870	G5A0270	917	961	1031	1175
	High swivel chair. Fabric upholstered backrest and seat. Height adjustable transparent silicon lumbar support. Fixed mechanism. Black plastic chair frame. Height adjustable footring. Polished aluminium 5-star base. With glides.	700	700	1220 - 1465	625 - 870	G5A0483	983	1035	1109	1253
	High swivel chair. Fabric upholstered backrest and seat. Height adjustable transparent silicon lumbar support. Fixed mechanism. White plastic chair frame. Height adjustable footring. White 5-star fiberglass reinforced plastic base. With glides.	680	680	1220 - 1465	625 - 870	G5A0278	946	994	1057	1205
	High swivel chair. Fabric upholstered backrest and seat. Height adjustable transparent silicon lumbar support. Fixed mechanism. White plastic chair frame. Height adjustable footring. Polished aluminium 5 star base. With glides.	700	700	1220 - 1465	625 - 870	G5A0474	1020	1061	1135	1279

	Description	W	D	H	Code	Price, GBP (RRP)
Accessories						
	Fixed black plastic armrests (2pcs.)	240	190	300	G5D0015	103
	2D (two directions) adjustable black plastic armrests. Upper part coated with a PU (polyurethane) pads, soft touch. Adjustable in height, top moving forward and backward. (2pcs.)	240	195	260 - 340	G5D0016	148
	2D (two directions) adjustable black plastic armrests with polished aluminium lower part. Upper part coated with black PU (polyurethane) pads, soft touch. Adjustable in height, top moving forward and backward. (2pcs.)	240	195	260 - 340	G5D0031	188
	2D (two directions) adjustable white plastic armrests with polished aluminium lower part. Upper part coated with black PU (polyurethane) pads, soft touch. Adjustable in height, top moving forward or backward. (2 pcs.)	240	195	260 - 340	G5D0017	196
	3D (three directions) adjustable black plastic armrests. Upper part coated with a PU (polyurethane) pads, soft touch. Adjustable in height, width, top moving forward and backward. (2pcs.)	240	195	260 - 340	G5D0021	181
	3D (three directions) adjustable black plastic armrests with polished aluminium lower part. Upper part coated with black PU (polyurethane) pads, soft touch. Adjustable in height, width, top moving forward and backward. (2pcs.)	240	195	260 - 340	G5D0032	225
	3D (three directions) adjustable white plastic armrests with polished aluminium lower part. Upper part coated with black PU (polyurethane) pads, soft touch. Adjustable in height, width, top moving forward or backward. (2 pcs.)	240	195	260 - 340	G5D0033	233

	Description	W	D	H	SH	Code	Price, GBP (RRP)			
							Castors: - +			
							Fabric:	Leather look/ Fabric:	Fabric	
							Bondai, Berta, Era	Xtreme Plus, RNN, Austea, Step/Step Melange	Valencia C5, Velito, Synergy	Steelcut Trio 3
							Armrest pads: S2			
							Metal: MA01 MA02 MA03 MA04			
	High swivel chair. Mesh upholstered backrest, fabric upholstered seat. Black plastic backrest. Powder-coated steel swivel frame. Black painted height adjustment mechanism. Height adjustable footring. Black 5-star fiberglass reinforced plastic base. 65 mm sit stop castors.	680	680	965 - 1210	585 - 830	G5A0356	809	832	846	909
	High swivel chair. Mesh upholstered backrest, fabric upholstered seat. Black plastic backrest. Powder-coated steel swivel frame. Polished aluminium height adjustment mechanism. Height adjustable footring. 5-star polished aluminium base. 65 mm sit stop castors.	700	700	965 - 1210	585 - 830	G5A0357	928	942	961	1027
	High swivel chair. Mesh upholstered backrest, fabric upholstered seat. White plastic backrest. Powder-coated steel swivel frame. Polished aluminium height adjustment mechanism. Height adjustable footring. White 5-star fiberglass reinforced plastic base. 65 mm sit stop castors.	680	680	965 - 1210	585 - 830	G5A0358	854	876	898	965
	High swivel chair. Mesh upholstered backrest, fabric upholstered seat. White plastic backrest. Powder-coated steel swivel frame. Polished aluminium height adjustment mechanism. Height adjustable footring. 5-star polished aluminium base. 65 mm sit stop castors.	700	700	965 - 1210	585 - 830	G5A0359	931	950	965	1031

	Description	W	D	H	SH	Code	Price, GBP (RRP)			
--	-------------	---	---	---	----	------	------------------	--	--	--

W - width
D - depth
H - height
SH - seat height

Polypropylene glides			
Fabric:	Leather look/	Fabric:	Fabric
Bondai, Berta, Era	Xtreme Plus, RNN, Austeia, Step/Step Melange	Valencia C5, Velito, Synergy	Steelcut Trio 3
Mesh/Knitted Fabric: FM, FR			
Armrest pads: S2			
Metal: MA01 MA02 MA03 MA04			



High swivel chair. Mesh upholstered backrest, fabric upholstered seat. Black plastic backrest. Powder-coated steel swivel frame. Black painted height adjustment mechanism. Height adjustable footring. Black 5-star fiberglass reinforced plastic base. With glides.

680 680 930 - 1175 550 - 795 G5A0365 **802 821 839 902**



High swivel chair. Mesh upholstered backrest, fabric upholstered seat. Black plastic backrest. Powder-coated steel swivel frame. Polished aluminium height adjustment mechanism. Height adjustable footring. 5-star polished aluminium base. With glides.

700 700 930 - 1175 550 - 795 G5A0366 **917 928 946 1013**



High swivel chair. Mesh upholstered backrest, fabric upholstered seat. White plastic backrest. Powder-coated steel swivel frame. Polished aluminium height adjustment mechanism. Height adjustable footring. White 5-star fiberglass reinforced plastic base. With glides.





680 680 930 - 1175 550 - 795 G5A0367 **843 854 880 946**









High swivel chair. Mesh upholstered backrest, fabric upholstered seat. White plastic backrest. Powder-coated steel swivel frame. Polished aluminium height adjustment mechanism. Height adjustable footring. 5-star polished aluminium base. With glides.





700 700 930 - 1175 550 - 795 G5A0368 **920 931 954 1020**





WIND high swivel chairs





	Description	W	D	H	SH	Code	Price, GBP (RRP)			
							Castors: - +			
							Fabric:	Leather look/	Fabric:	Fabric
							Bondai, Berta, Era	Xtreme Plus, RNN, Austea, Step/Step Melange	Valen- cia C5, Velito, Synergy	Steelcut Trio 3
							Mesh/Knitted Fabric: FM, FR			
							Armrest pads: S2			
	High swivel chair. Mesh upholstered backrest, fabric upholstered seat. Black plastic backrest. Chromed steel swivel frame. Black painted height adjustment mechanism. Height adjustable footring. Black 5-star reinforced plastic base with fiberglass. 65 mm sit stop castors.	680	680	965 - 1210	585 - 830	G5A0338	835	846	872	939
	High swivel chair. Mesh upholstered backrest, fabric upholstered seat. Black plastic backrest. Chromed steel swivel frame. Polished aluminium height adjustment mechanism. Height adjustable footring. 5-star polished aluminium base. 65 mm sit stop castors.	700	700	965 - 1210	585 - 830	G5A0339	942	957	987	1053
	High swivel chair. Mesh upholstered backrest, fabric upholstered seat. White plastic backrest. Chromed steel swivel frame. Polished aluminium height adjustment mechanism. Height adjustable footring. White 5-star fiberglass reinforced plastic base. 65 mm sit stop castors.	680	680	965 - 1210	585 - 830	G5A0388	880	898	920	983
	High swivel chair. Mesh upholstered backrest, fabric upholstered seat. White plastic backrest. Chromed steel swivel frame. Polished aluminium height adjustment mechanism. Height adjustable footring. 5-star polished aluminium base. 65 mm sit stop castors.	700	700	965 - 1210	585 - 830	G5A0349	954	965	991	1057





	Description	W	D	H	SH	Code	Price, GBP (RRP)			
							Polypropylene glides			
							Fabric:	Leather look/	Fabric:	Fabric
							Bondai, Berta, Era	Xtreme Plus, RNN, Austea, Step/Step Melange	Valencia C5, Velito, Synergy	Steelcut Trio 3
							Mesh/Knitted Fabric: FM, FR			
							Armrest pads: S2			
	High swivel chair. Mesh upholstered backrest, fabric upholstered seat. Black plastic backrest. Chromed steel swivel frame. Black painted height adjustment mechanism. Height adjustable footring. Black 5-star fiberglass reinforced plastic base. With glides.	680	680	930 - 1175	550 - 795	G5A0361	828	839	854	920
	High swivel chair. Mesh upholstered backrest, fabric upholstered seat. Black plastic backrest. Chromed steel swivel frame. Polished aluminium height adjustment mechanism. Height adjustable footring. 5-star polished aluminium base. With glides.	700	700	930 - 1175	550 - 795	G5A0362	935	954	968	1035
	High swivel chair. Mesh upholstered backrest, fabric upholstered seat. White plastic backrest. Chromed steel swivel frame. Polished aluminium height adjustment mechanism. Height adjustable footring. White 5-star fiberglass reinforced plastic base. With glides.	680	680	930 - 1175	550 - 795	G5A0363	865	880	902	968
	High swivel chair. Mesh upholstered backrest, fabric upholstered seat. White plastic backrest. Chromed steel swivel frame. Polished aluminium height adjustment mechanism. Height adjustable footring. 5-star polished aluminium base. With glides.	700	700	930 - 1175	550 - 795	G5A0364	942	957	983	1050





	Description	W	D	H	SH	Code	Price, GBP (RRP)			
							Castors: - +			
							Fabric:	Leather look/	Fabric:	Fabric
							Bondai, Berta, Era	Xtreme Plus, RNN, Austea, Step/Step Melange	Valen- cia C5, Velito, Synergy	Steelcut Trio 3
							Armrest pads: S2			
							Metal: MA01 MA02 MA03 MA04			
	High swivel chair. Mesh upholstered backrest, fabric upholstered seat. Black plastic backrest. Powder-coated steel swivel frame. Black painted height adjustment mechanism. Height adjustable footring. Black 5-star fiberglass reinforced plastic base. 65 mm sit stop castors.	680	680	965 - 1210	585 - 830	G5A0356	843	861	876	942
	High swivel chair. Mesh upholstered backrest, fabric upholstered seat. Black plastic backrest. Powder-coated steel swivel frame. Polished aluminium height adjustment mechanism. Height adjustable footring. 5-star polished aluminium base. 65 mm sit stop castors.	700	700	965 - 1210	585 - 830	G5A0357	950	965	991	1057
	High swivel chair. Mesh upholstered backrest, fabric upholstered seat. White plastic backrest. Powder-coated steel swivel frame. Polished aluminium height adjustment mechanism. Height adjustable footring. White 5-star fiberglass reinforced plastic base. 65 mm sit stop castors.	680	680	965 - 1210	585 - 830	G5A0358	887	902	931	994
	High swivel chair. Mesh upholstered backrest, fabric upholstered seat. White plastic backrest. Powder-coated steel swivel frame. Polished aluminium height adjustment mechanism. Height adjustable footring. 5-star polished aluminium base. 65 mm sit stop castors.	700	700	965 - 1210	585 - 830	G5A0359	957	983	998	1064





	Description	W	D	H	SH	Code	Price, GBP (RRP)			
							Polypropylene glides			
							Fabric:	Leather look/	Fabric:	Fabric
							Bondai, Berta, Era	Xtreme Plus, RNN, Austeia, Step/Step Melange	Valencia C5, Velito, Synergy	Steelcut Trio 3
							Mesh/Knitted Fabric: FM, FR			
							Armrest pads: S2			
							Metal: MA01 MA02 MA03 MA04			
	High swivel chair. Mesh upholstered backrest, fabric upholstered seat. Black plastic backrest. Powder-coated steel swivel frame. Black painted height adjustment mechanism. Height adjustable footring. Black 5-star fiberglass reinforced plastic base. With glides.	680	680	930 - 1175	550 - 795	G5A0365	835	850	872	939
	High swivel chair. Mesh upholstered backrest, fabric upholstered seat. Black plastic backrest. Powder-coated steel swivel frame. Polished aluminium height adjustment mechanism. Height adjustable footring. 5-star polished aluminium base. With glides.	700	700	930 - 1175	550 - 795	G5A0366	942	957	968	1035
	High swivel chair. Mesh upholstered backrest, fabric upholstered seat. White plastic backrest. Powder-coated steel swivel frame. Polished aluminium height adjustment mechanism. Height adjustable footring. White 5-star fiberglass reinforced plastic base. With glides.	680	680	930 - 1175	550 - 795	G5A0367	876	887	917	979
	High swivel chair. Mesh upholstered backrest, fabric upholstered seat. White plastic backrest. Powder-coated steel swivel frame. Polished aluminium height adjustment mechanism. Height adjustable footring. 5-star polished aluminium base. With glides.	700	700	930 - 1175	550 - 795	G5A0368	950	957	987	1053





	Description	W	D	H	SH	Code	Price, GBP (RRP)			
							Castors: - +			
							Fabric:	Leather look/	Fabric:	Fabric
							Bondai, Berta, Era	Xtreme Plus, RNN, Austea, Step/Step Melange	Valen- cia C5, Velito, Synergy	Steelcut Trio 3
							Mesh/Knitted Fabric: FM, FR			
							Armrest pads: S2			
	High swivel chair. Mesh upholstered backrest, fabric upholstered seat. Black plastic backrest. Chromed steel swivel frame. Black painted height adjustment mechanism. Height adjustable footring. Black 5-star reinforced plastic base with fiberglass. 65 mm sit stop castors.	680	680	965 - 1210	585 - 830	G5A0338	861	876	898	965
	High swivel chair. Mesh upholstered backrest, fabric upholstered seat. Black plastic backrest. Chromed steel swivel frame. Polished aluminium height adjustment mechanism. Height adjustable footring. 5-star polished aluminium base. 65 mm sit stop castors.	700	700	965 - 1210	585 - 830	G5A0339	968	991	1005	1072
	High swivel chair. Mesh upholstered backrest, fabric upholstered seat. White plastic backrest. Chromed steel swivel frame. Polished aluminium height adjustment mechanism. Height adjustable footring. White 5-star fiberglass reinforced plastic base. 65 mm sit stop castors.	680	680	965 - 1210	585 - 830	G5A0388	906	931	950	1016
	High swivel chair. Mesh upholstered backrest, fabric upholstered seat. White plastic backrest. Chromed steel swivel frame. Polished aluminium height adjustment mechanism. Height adjustable footring. 5-star polished aluminium base. 65 mm sit stop castors.	700	700	965 - 1210	585 - 830	G5A0349	987	994	1020	1083

	Description	W	D	H	SH	Code	Price, GBP (RRP)			
							Polypropylene glides			
							Fabric:	Leather look/	Fabric:	Fabric
							Bondai, Berta, Era	Xtreme Plus, RNN, Austea, Step/Step Melange	Valencia C5, Velito, Synergy	Steelcut Trio 3
							Mesh/Knitted Fabric: FM, FR			
							Armrest pads: S2			
	High swivel chair. Mesh upholstered backrest, fabric upholstered seat. Black plastic backrest. Chromed steel swivel frame. Black painted height adjustment mechanism. Height adjustable footring. Black 5-star fiberglass reinforced plastic base. With glides.	680	680	930 - 1175	550 - 795	G5A0361	854	872	887	954
	High swivel chair. Mesh upholstered backrest, fabric upholstered seat. Black plastic backrest. Chromed steel swivel frame. Polished aluminium height adjustment mechanism. Height adjustable footring. 5-star polished aluminium base. With glides.	700	700	930 - 1175	550 - 795	G5A0362	961	983	1002	1068
	High swivel chair. Mesh upholstered backrest, fabric upholstered seat. White plastic backrest. Chromed steel swivel frame. Polished aluminium height adjustment mechanism. Height adjustable footring. White 5-star fiberglass reinforced plastic base. With glides.	680	680	930 - 1175	550 - 795	G5A0363	898	917	935	998
	High swivel chair. Mesh upholstered backrest, fabric upholstered seat. White plastic backrest. Chromed steel swivel frame. Polished aluminium height adjustment mechanism. Height adjustable footring. 5-star polished aluminium base. With glides.	700	700	930 - 1175	550 - 795	G5A0364	968	991	1016	1079





	Description	W	D	H	SH	Code	Price, GBP (RRP)			
							Castors: - +			
							Fabric:	Leather look/	Fabric:	Fabric
							Bondai, Berta, Era	Xtreme Plus, RNN, Austea, Step/Step Melange	Valen- cia C5, Velito, Synergy	Steelcut Trio 3
							Armrest pads: H2			
							Metal: MA01 MA02 MA03 MA04			
	High swivel chair. Mesh upholstered backrest, fabric upholstered seat. Black plastic backrest. Powder-coated steel swivel frame. Black painted height adjustment mechanism. Height adjustable footring. Black 5-star fiberglass reinforced plastic base. 65 mm sit stop castors.	680	680	965 - 1210	585 - 830	G5A0356	765	787	802	869
	High swivel chair. Mesh upholstered backrest, fabric upholstered seat. Black plastic backrest. Powder-coated steel swivel frame. Polished aluminium height adjustment mechanism. Height adjustable footring. 5-star polished aluminium base. 65 mm sit stop castors.	700	700	965 - 1210	585 - 830	G5A0357	876	887	917	979
	High swivel chair. Mesh upholstered backrest, fabric upholstered seat. White plastic backrest. Powder-coated steel swivel frame. Polished aluminium height adjustment mechanism. Height adjustable footring. White 5-star fiberglass reinforced plastic base. 65 mm sit stop castors.	680	680	965 - 1210	585 - 830	G5A0358	809	832	850	917
	High swivel chair. Mesh upholstered backrest, fabric upholstered seat. White plastic backrest. Powder-coated steel swivel frame. Polished aluminium height adjustment mechanism. Height adjustable footring. 5-star polished aluminium base. 65 mm sit stop castors.	700	700	965 - 1210	585 - 830	G5A0359	883	902	924	987





	Description	W	D	H	SH	Code	Price, GBP (RRP)			
W - width D - depth H - height SH - seat height							Polypropylene glides			
							Fabric:	Leather look/	Fabric:	Fabric
							Bondai, Berta, Era	Xtreme Plus, RNN, Austea, Step/Step Melange	Valen- cia C5, Velito, Synergy	Steelcut Trio 3
							Mesh/Knitted Fabric: FM, FR			
							Armrest pads: H2			
							Metal: MA01 MA02 MA03 MA04			
	High swivel chair. Mesh upholstered backrest, fabric upholstered seat. Black plastic backrest. Powder-coated steel swivel frame. Black painted height adjustment mechanism. Height adjustable footring. Black 5-star fiberglass reinforced plastic base. With glides.	680	680	930 - 1175	550 - 795	G5A0365	758	776	795	861
	High swivel chair. Mesh upholstered backrest, fabric upholstered seat. Black plastic backrest. Powder-coated steel swivel frame. Polished aluminium height adjustment mechanism. Height adjustable footring. 5-star polished aluminium base. With glides.	700	700	930 - 1175	550 - 795	G5A0366	861	876	891	957
	High swivel chair. Mesh upholstered backrest, fabric upholstered seat. White plastic backrest. Powder-coated steel swivel frame. Polished aluminium height adjustment mechanism. Height adjustable footring. White 5-star fiberglass reinforced plastic base. With glides.	680	680	930 - 1175	550 - 795	G5A0367	798	809	835	898
	High swivel chair. Mesh upholstered backrest, fabric upholstered seat. White plastic backrest. Powder-coated steel swivel frame. Polished aluminium height adjustment mechanism. Height adjustable footring. 5-star polished aluminium base. With glides.	700	700	930 - 1175	550 - 795	G5A0368	872	883	906	972





	Description	W	D	H	SH	Code	Price, GBP (RRP)			
							Castors: - +			
							Fabric:	Leather look/	Fabric:	Fabric
							Bondai, Berta, Era	Xtreme Plus, RNN, Austea, Step/Step Melange	Valencia C5, Velito, Synergy	Steelcut Trio 3
							Mesh/Knitted Fabric: FM, FR			
							Armrest pads: H2			
	High swivel chair. Mesh upholstered backrest, fabric upholstered seat. Black plastic backrest. Chromed steel swivel frame. Black painted height adjustment mechanism. Height adjustable footring. Black 5-star reinforced plastic base with fiberglass. 65 mm sit stop castors.	680	680	965 - 1210	585 - 830	G5A0338	791	802	828	891
	High swivel chair. Mesh upholstered backrest, fabric upholstered seat. Black plastic backrest. Chromed steel swivel frame. Polished aluminium height adjustment mechanism. Height adjustable footring. 5-star polished aluminium base. 65 mm sit stop castors.	700	700	965 - 1210	585 - 830	G5A0339	891	917	935	998
	High swivel chair. Mesh upholstered backrest, fabric upholstered seat. White plastic backrest. Chromed steel swivel frame. Polished aluminium height adjustment mechanism. Height adjustable footring. White 5-star fiberglass reinforced plastic base. 65 mm sit stop castors.	680	680	965 - 1210	585 - 830	G5A0388	835	850	872	939
	High swivel chair. Mesh upholstered backrest, fabric upholstered seat. White plastic backrest. Chromed steel swivel frame. Polished aluminium height adjustment mechanism. Height adjustable footring. 5-star polished aluminium base. 65 mm sit stop castors.	700	700	965 - 1210	585 - 830	G5A0349	906	924	946	1013





	Description	W	D	H	SH	Code	Price, GBP (RRP)			
							Polypropylene glides			
							Fabric:	Leather look/	Fabric:	Fabric
							Bondai, Berta, Era	Xtreme Plus, RNN, Austea, Step/Step Melange	Valen- cia C5, Velito, Synergy	Steelcut Trio 3
							Mesh/Knitted Fabric: FM, FR			
							Armrest pads: H2			
	High swivel chair. Mesh upholstered backrest, fabric upholstered seat. Black plastic backrest. Chromed steel swivel frame. Black painted height adjustment mechanism. Height adjustable footring. Black 5-star fiberglass reinforced plastic base. With glides.	680	680	930 - 1175	550 - 795	G5A0361	780	795	809	876
	High swivel chair. Mesh upholstered backrest, fabric upholstered seat. Black plastic backrest. Chromed steel swivel frame. Polished aluminium height adjustment mechanism. Height adjustable footring. 5-star polished aluminium base. With glides.	700	700	930 - 1175	550 - 795	G5A0362	883	902	924	987
	High swivel chair. Mesh upholstered backrest, fabric upholstered seat. White plastic backrest. Chromed steel swivel frame. Polished aluminium height adjustment mechanism. Height adjustable footring. White 5-star fiberglass reinforced plastic base. With glides.	680	680	930 - 1175	550 - 795	G5A0363	821	835	854	920
	High swivel chair. Mesh upholstered backrest, fabric upholstered seat. White plastic backrest. Chromed steel swivel frame. Polished aluminium height adjustment mechanism. Height adjustable footring. 5-star polished aluminium base. With glides.	700	700	930 - 1175	550 - 795	G5A0364	891	917	935	998

W - width
D - depth
H - height
SH - seat height

	Description	W	D	H	SH	Code	Price, GBP (RRP)			
							Castors: - +			
							Fabric:	Leather look/	Fabric:	Fabric
							Bondai, Berta, Era	Xtreme Plus, RNN, Austea, Step/Step Melange	Valen- cia C5, Velito, Synergy	Steelcut Trio 3
							Armrest pads: H2			
							Metal: MA01 MA02 MA03 MA04			
	High swivel chair. Mesh upholstered backrest, fabric upholstered seat. Black plastic backrest. Powder-coated steel swivel frame. Black painted height adjustment mechanism. Height adjustable footring. Black 5-star fiberglass reinforced plastic base. 65 mm sit stop castors.	680	680	965 - 1210	585 - 830	G5A0356	795	813	832	894
	High swivel chair. Mesh upholstered backrest, fabric upholstered seat. Black plastic backrest. Powder-coated steel swivel frame. Polished aluminium height adjustment mechanism. Height adjustable footring. 5-star polished aluminium base. 65 mm sit stop castors.	700	700	965 - 1210	585 - 830	G5A0357	902	920	946	1013
	High swivel chair. Mesh upholstered backrest, fabric upholstered seat. White plastic backrest. Powder-coated steel swivel frame. Polished aluminium height adjustment mechanism. Height adjustable footring. White 5-star fiberglass reinforced plastic base. 65 mm sit stop castors.	680	680	965 - 1210	585 - 830	G5A0358	843	854	880	946
	High swivel chair. Mesh upholstered backrest, fabric upholstered seat. White plastic backrest. Powder-coated steel swivel frame. Polished aluminium height adjustment mechanism. Height adjustable footring. 5-star polished aluminium base. 65 mm sit stop castors.	700	700	965 - 1210	585 - 830	G5A0359	917	935	954	1020

	Description	W	D	H	SH	Code	Price, GBP (RRP)			
							Polypropylene glides			
							Fabric:	Leather look/	Fabric:	Fabric
							Bondai, Berta, Era	Xtreme Plus, RNN, Austea, Step/Step Melange	Valen- cia C5, Velito, Synergy	Steelcut Trio 3
							Mesh/Knitted Fabric: FM, FR			
							Armrest pads: H2			
							Metal: MA01 MA02 MA03 MA04			
	High swivel chair. Mesh upholstered backrest, fabric upholstered seat. Black plastic backrest. Powder-coated steel swivel frame. Black painted height adjustment mechanism. Height adjustable footring. Black 5-star fiberglass reinforced plastic base. With glides.	680	680	930 - 1175	550 - 795	G5A0365	791	802	821	883
	High swivel chair. Mesh upholstered backrest, fabric upholstered seat. Black plastic backrest. Powder-coated steel swivel frame. Polished aluminium height adjustment mechanism. Height adjustable footring. 5-star polished aluminium base. With glides.	700	700	930 - 1175	550 - 795	G5A0366	891	906	924	987
	High swivel chair. Mesh upholstered backrest, fabric upholstered seat. White plastic backrest. Powder-coated steel swivel frame. Polished aluminium height adjustment mechanism. Height adjustable footring. White 5-star fiberglass reinforced plastic base. With glides.	680	680	930 - 1175	550 - 795	G5A0367	832	839	865	931
	High swivel chair. Mesh upholstered backrest, fabric upholstered seat. White plastic backrest. Powder-coated steel swivel frame. Polished aluminium height adjustment mechanism. Height adjustable footring. 5-star polished aluminium base. With glides.	700	700	930 - 1175	550 - 795	G5A0368	902	917	942	1005

	Description	W	D	H	SH	Code	Price, GBP (RRP)			
							Castors: - +			
							Fabric:	Leather look/ Fabric:	Fabric	
							Bondai, Berta, Era	Xtreme Plus, RNN, Austeia, Step/Step Melange	Valencia C5, Velito, Synergy	Steelcut Trio 3
							Mesh/Knitted Fabric: FM, FR			
							Armrest pads: H2			
	High swivel chair. Mesh upholstered backrest, fabric upholstered seat. Black plastic backrest. Chromed steel swivel frame. Black painted height adjustment mechanism. Height adjustable footring. Black 5-star reinforced plastic base with fiberglass. 65 mm sit stop castors.	680	680	965 - 1210	585 - 830	G5A0338	813	832	850	917
	High swivel chair. Mesh upholstered backrest, fabric upholstered seat. Black plastic backrest. Chromed steel swivel frame. Polished aluminium height adjustment mechanism. Height adjustable footring. 5-star polished aluminium base. 65 mm sit stop castors.	700	700	965 - 1210	585 - 830	G5A0339	924	946	961	1027
	High swivel chair. Mesh upholstered backrest, fabric upholstered seat. White plastic backrest. Chromed steel swivel frame. Polished aluminium height adjustment mechanism. Height adjustable footring. White 5-star fiberglass reinforced plastic base. 65 mm sit stop castors.	680	680	965 - 1210	585 - 830	G5A0388	861	883	902	968
	High swivel chair. Mesh upholstered backrest, fabric upholstered seat. White plastic backrest. Chromed steel swivel frame. Polished aluminium height adjustment mechanism. Height adjustable footring. 5-star polished aluminium base. 65 mm sit stop castors.	700	700	965 - 1210	585 - 830	G5A0349	942	950	968	1035

	Description	W	D	H	SH	Code	Price, GBP (RRP)			
							Polypropylene glides			
							Fabric:	Leather look/	Fabric:	Fabric
							Bondai, Berta, Era	Xtreme Plus, RNN, Austea, Step/Step Melange	Valen- cia C5, Velito, Synergy	Steelcut Trio 3
							Mesh/Knitted Fabric: FM, FR			
							Armrest pads: H2			
	High swivel chair. Mesh upholstered backrest, fabric upholstered seat. Black plastic backrest. Chromed steel swivel frame. Black painted height adjustment mechanism. Height adjustable footring. Black 5-star fiberglass reinforced plastic base. With glides.	680	680	930 - 1175	550 - 795	G5A0361	806	828	843	906
	High swivel chair. Mesh upholstered backrest, fabric upholstered seat. Black plastic backrest. Chromed steel swivel frame. Polished aluminium height adjustment mechanism. Height adjustable footring. 5-star polished aluminium base. With glides.	700	700	930 - 1175	550 - 795	G5A0362	917	935	954	1020
	High swivel chair. Mesh upholstered backrest, fabric upholstered seat. White plastic backrest. Chromed steel swivel frame. Polished aluminium height adjustment mechanism. Height adjustable footring. White 5-star fiberglass reinforced plastic base. With glides.	680	680	930 - 1175	550 - 795	G5A0363	850	865	883	950
	High swivel chair. Mesh upholstered backrest, fabric upholstered seat. White plastic backrest. Chromed steel swivel frame. Polished aluminium height adjustment mechanism. Height adjustable footring. 5-star polished aluminium base. With glides.	700	700	930 - 1175	550 - 795	G5A0364	924	946	961	1027

WIND visitor chair family

QUALITY STANDARD

- LST EN 16139:2013
- LST EN 16139:2013/AC:2013



TECHNICAL INFORMATION

Type

- Visitor, conference & dining chairs

Seat

- Fixed, lower part (inner and outer) made of PP (polypropylene) plastic;
- Foam made of polyurethane;
- Fabric or leather look upholstered.

Backrest

- Frame made of black or white PP (polypropylene) plastic;
- Mesh upholstered.

Armrests

- Chromed or powder coated frame covered with black or white PP (polypropylene) plastic;
- Armrest pad fixed, made of PP (polypropylene) plastic or high density polyurethane.

Mechanism

- Polished or powder-coated in black;
- Fixed, height adjustment by side lever.

Gas lift

- Chromed or black colour;
- 120 mm run range.

Bases

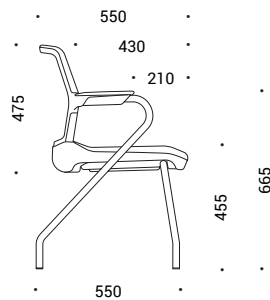
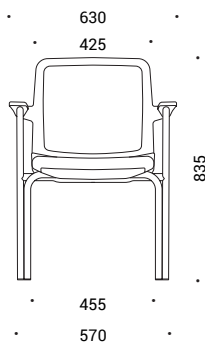
- Five-star polished aluminium base, external Ø700 mm;
- Five-star black or white fiberglass reinforced plastic base, external Ø680 mm;
- Four-star polished or black powder-coated aluminium base, external Ø670;
- Four legs metal tube frame, chromed or powder coated;
- Cantilever metal tube frame, chromed or powder-coated.

Castors and glides

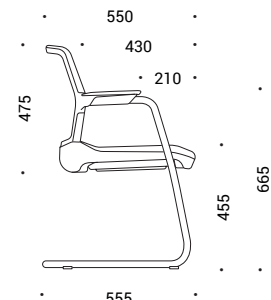
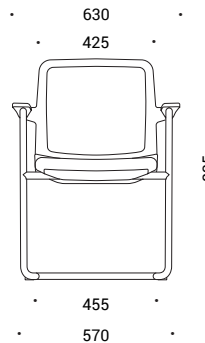
- Rubber free wheel castors for hard floor, Ø65 mm (five-star base);
- PA (polyamide) free wheel castors for soft floor, Ø65 mm (five-star base).
- PP (polypropylene) plastic glides with or without felt for hard and soft floor (four legs and cantilever frames).

RANGE

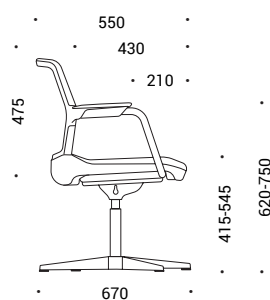
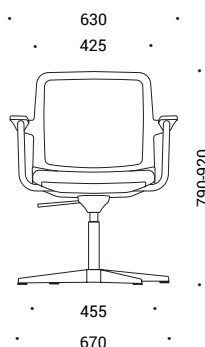
4-leg base



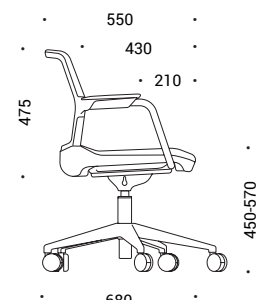
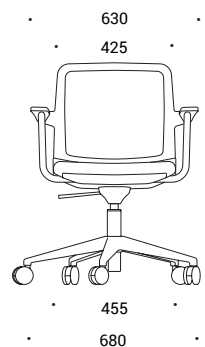
Cantilever base



4-star swivel base



5-star swivel base with castors










ORDERING EXAMPLE

Code structure

G5A0284.	GA09.	FK01.	H2.	MA01.	1
Product	Fabric A	Mesh fabric B	Armrest pads	Metal	Glides

G5A0284.	GA09.	FM01.	S2.	MA01.	1
Product	Fabric A	Mesh fabric B	Armrest pads	Metal	Glides

	Description	W	D	H	SH	Code	Price, GBP (RRP)			
							Glides: 1 0			
							Fabric:	Leather look / Fabric:	Leather look / Fabric:	Fabric:
							Berta, Bondai, Era	Xtreme Plus, RNN, Austea, Step & Step Melange	Valencia C5, Velito, Synergy	Steelcut Trio 3
							Mesh fabric: FM / FR			
							Armrests: H2			
							Metal: MA01 MA02 MA03 MA04			
	Visitor chair. Mesh upholstered backrest, fabric upholstered seat. Black plastic backrest. Powder-coated steel cantilever frame.	630	555	835	455	G5A0284	388	403	421	488
	Visitor chair. Mesh upholstered backrest, fabric upholstered seat. White plastic backrest. Powder-coated steel cantilever frame.	630	555	835	455	G5A0286	395	410	429	495
	Visitor chair. Mesh upholstered backrest, fabric upholstered seat. Black plastic backrest. Powder-coated steel 4-leg frame.	630	550	835	455	G5A0288	395	410	429	495
	Visitor chair. Mesh upholstered backrest, fabric upholstered seat. White plastic backrest. Powder-coated steel 4-leg frame.	630	550	835	455	G5A0290	407	421	444	506

	Description	W	D	H	SH	Code	Price, GBP (RRP)			
W - width D - depth H - height SH - seat height							Fabric:	Leather look / Fabric:	Leather look / Fabric:	Fabric:
							Berta, Bondai, Era	Xtreme Plus, RNN, Austea, Step & Step Melange	Valencia C5, Velito, Synergy	Steelcut Trio 3
							Mesh fabric: FM / FR			
							Armrests: H2			
							Metal: MA01 MA02 MA03 MA04			
	Visitor chair. Mesh upholstered backrest, fabric upholstered seat. Black plastic backrest. Powder-coated steel swivel frame. Black painted height adjustment mechanism. 4-star black painted aluminium base.	670	670	790 - 920	415 - 545	G5A0371	639	654	676	743
	Visitor chair. Mesh upholstered backrest, fabric upholstered seat. Black plastic backrest. Powder-coated steel swivel frame. Polished aluminium height adjustment mechanism. 4-star polished aluminium base.	670	670	790 - 920	415 - 545	G5A0373	654	673	691	758
	Visitor chair. Mesh upholstered backrest, fabric upholstered seat. White plastic backrest. Powder-coated steel swivel frame. Polished aluminium height adjustment mechanism. 4-star polished aluminium base.	670	670	790 - 920	415 - 545	G5A0374	662	680	699	765

	Description	W	D	H	SH	Code	Price, GBP (RRP)			
--	-------------	---	---	---	----	------	------------------	--	--	--

W - width
D - depth
H - height
SH - seat height

Castors: **1 0**

Fabric:	Leather look / Fabric:	Leather look / Fabric:	Fabric:
Berta, Bondai, Era	Xtreme Plus, RNN, Austea, Step & Step Melange	Valencia C5, Velito, Synergy	Steelcut Trio 3

Mesh fabric: **FM / FR**

Armrests: **H2**

Metal: **MA01 MA02 MA03 MA04**



Visitor chair. Mesh upholstered backrest, fabric upholstered seat. Black plastic backrest. Powder-coated steel swivel frame. Black painted height adjustment mechanism. Black 5-star fiberglass reinforced plastic base. 65 mm castors.

680	680	830 - 950	450 - 570	G5A0378	577	591	614	680
-----	-----	-----------	-----------	---------	------------	------------	------------	------------



Visitor chair. Mesh upholstered backrest, fabric upholstered seat. Black plastic backrest. Powder-coated steel swivel frame. Polished aluminium height adjustment mechanism. 5-star polished aluminium base. 65 mm castors.

700	700	830 - 950	450 - 570	G5A0379	676	691	710	776
-----	-----	-----------	-----------	---------	------------	------------	------------	------------



Visitor chair. Mesh upholstered backrest, fabric upholstered seat. White plastic backrest. Powder-coated steel swivel frame. Polished aluminium height adjustment mechanism. White 5-star fiberglass reinforced plastic base. 65 mm castors.

680	680	830 - 950	450 - 570	G5A0381	610	621	647	710
-----	-----	-----------	-----------	---------	------------	------------	------------	------------



Visitor chair. Mesh upholstered backrest, fabric upholstered seat. White plastic backrest. Powder-coated steel swivel frame. Polished aluminium height adjustment mechanism. 5-star polished aluminium base. 65 mm castors.

700	700	830 - 950	450 - 570	G5A0384	684	699	717	784
-----	-----	-----------	-----------	---------	------------	------------	------------	------------

	Description	W	D	H	SH	Code	Price, GBP (RRP)			
--	-------------	---	---	---	----	------	------------------	--	--	--

W - width
D - depth
H - height
SH - seat height

Glides: 1 0

Fabric:	Leather look / Fabric:	Leather look / Fabric:	Fabric:
Berta, Bondai, Era	Xtreme Plus, RNN, Austea, Step & Step Melange	Valencia C5, Velito, Synergy	Steelcut Trio 3
Mesh fabric: FM / FR			
Armrests: H2			



Visitor chair. Mesh upholstered backrest, fabric upholstered seat. Black plastic backrest. Chromed steel cantilever frame.

630 555 835 455 G5A0283 **436 455 477 543**



Visitor chair. Mesh upholstered backrest, fabric upholstered seat. White plastic backrest. Chromed steel cantilever frame.

630 555 835 455 G5A0285 **451 466 488 554**






Visitor chair. Mesh upholstered backrest, fabric upholstered seat. Black plastic backrest. Chromed steel 4-leg frame.

630 550 835 455 G5A0287 **444 458 484 551**



Visitor chair. Mesh upholstered backrest, fabric upholstered seat. White plastic backrest. Chromed steel 4-leg frame.

630 550 835 455 G5A0289 **455 469 492 558**

	Description	W	D	H	SH	Code	Price, GBP (RRP)			
W - width D - depth H - height SH - seat height							Fabric:	Leather look / Fabric:	Leather look / Fabric:	Fabric:
							Berta, Bondai, Era	Xtreme Plus, RNN, Austea, Step & Step Melange	Valencia C5, Velito, Synergy	Steelcut Trio 3
							Mesh fabric: FM / FR			
							Armrests: H2			
	Visitor chair. Mesh upholstered backrest, fabric upholstered seat. Black plastic backrest. Chromed steel swivel frame. Black painted height adjustment mechanism. 4-star black painted aluminium base.	670	670	790 - 920	415 - 545	G5A0291	658	676	695	761
	Visitor chair. Mesh upholstered backrest, fabric upholstered seat. Black plastic backrest. Chromed steel swivel frame. Polished aluminium height adjustment mechanism. 4-star polished aluminium base.	670	670	790 - 920	415 - 545	G5A0292	676	691	710	776
	Visitor chair. Mesh upholstered backrest, fabric upholstered seat. White plastic backrest. Chromed steel swivel frame. Polished aluminium height adjustment mechanism. 4-star polished aluminium base.	670	670	790 - 920	415 - 545	G5A0369	684	699	717	784

	Description	W	D	H	SH	Code	Price, GBP (RRP)			
--	-------------	---	---	---	----	------	------------------	--	--	--

W - width
D - depth
H - height
SH - seat height

Castors: 1 0

Fabric:	Leather look / Fabric:	Leather look / Fabric:	Fabric:
Berta, Bondai, Era	Xtreme Plus, RNN, Austea, Step & Step Melange	Valencia C5, Velito, Synergy	Steelcut Trio 3
Mesh fabric: FM / FR			
Armrests: H2			



Visitor chair. Mesh upholstered backrest, fabric upholstered seat. Black plastic backrest. Chromed steel swivel frame. Black painted height adjustment mechanism. Black 5-star fiberglass reinforced plastic base. 65 mm castors.

680 680 830 - 950 450 - 570 G5A0386 **599 614 636 699**



Visitor chair. Mesh upholstered backrest, fabric upholstered seat. Black plastic backrest. Chromed steel swivel frame. Polished aluminium height adjustment mechanism. 5-star polished aluminium base. 65 mm castors.

700 700 830 - 950 450 - 570 G5A0376 **695 710 732 795**



Visitor chair. Mesh upholstered backrest, fabric upholstered seat. White plastic backrest. Chromed steel swivel frame. Polished aluminium height adjustment mechanism. White 5-star fiberglass reinforced plastic base. 65 mm castors.

680 680 830 - 950 450 - 570 G5A0387 **628 647 662 728**



Visitor chair. Mesh upholstered backrest, fabric upholstered seat. White plastic backrest. Chromed steel swivel frame. Polished aluminium height adjustment mechanism. 5-star polished aluminium base. 65 mm castors.

700 700 830 - 950 450 - 570 G5A0377 **702 717 739 802**

	Description	W	D	H	SH	Code	Price, GBP (RRP)			
--	-------------	---	---	---	----	------	------------------	--	--	--

W - width
D - depth
H - height
SH - seat height

Glides: 1 0

Fabric:	Leather look / Fabric:	Leather look / Fabric:	Fabric:
Berta, Bondai, Era	Xtreme Plus, RNN, Austea, Step & Step Melange	Valencia C5, Velito, Synergy	Steelcut Trio 3

Mesh fabric: FK

Armrests: H2

Metal: MA01 MA02 MA03 MA04



Visitor chair. Mesh upholstered backrest, fabric upholstered seat. Black plastic backrest. Powder-coated steel cantilever frame.

630 555 835 455 G5A0284 **421 429 451 514**



Visitor chair. Mesh upholstered backrest, fabric upholstered seat. White plastic backrest. Powder-coated steel cantilever frame.

630 555 835 455 G5A0286 **425 447 458 521**



Visitor chair. Mesh upholstered backrest, fabric upholstered seat. Black plastic backrest. Powder-coated steel 4-leg frame.

630 550 835 455 G5A0288 **429 447 458 521**



Visitor chair. Mesh upholstered backrest, fabric upholstered seat. White plastic backrest. Powder-coated steel 4-leg frame.

630 550 835 455 G5A0290 **444 455 473 540**

	Description	W	D	H	SH	Code	Price, GBP (RRP)			
W - width D - depth H - height SH - seat height							Fabric:	Leather look / Fabric:	Leather look / Fabric:	Fabric:
							Berta, Bondai, Era	Xtreme Plus, RNN, Austea, Step & Step Melange	Valencia C5, Velito, Synergy	Steelcut Trio 3
							Mesh fabric: FK			
							Armrests: H2			
							Metal: MA01 MA02 MA03 MA04			



Visitor chair. Mesh upholstered backrest, fabric upholstered seat. Black plastic backrest. Powder-coated steel swivel frame. Black painted height adjustment mechanism. 4-star black painted aluminium base.

670 670 790 - 920 415 - 545 G5A0371 **673 687 699 765**



Visitor chair. Mesh upholstered backrest, fabric upholstered seat. Black plastic backrest. Powder-coated steel swivel frame. Polished aluminium height adjustment mechanism. 4-star polished aluminium base.

670 670 790 - 920 415 - 545 G5A0373 **684 699 724 787**



Visitor chair. Mesh upholstered backrest, fabric upholstered seat. White plastic backrest. Powder-coated steel swivel frame. Polished aluminium height adjustment mechanism. 4-star polished aluminium base.

670 670 790 - 920 415 - 545 G5A0374 **695 710 732 795**

	Description	W	D	H	SH	Code	Price, GBP (RRP)			
--	-------------	---	---	---	----	------	------------------	--	--	--

W - width
D - depth
H - height
SH - seat height

Castors: **1 0**

Fabric:	Leather look / Fabric:	Leather look / Fabric:	Fabric:
Berta, Bondai, Era	Xtreme Plus, RNN, Austea, Step & Step Melange	Valencia C5, Velito, Synergy	Steelcut Trio 3
Mesh fabric: FK			
Armrests: H2			
Metal: MA01 MA02 MA03 MA04			



Visitor chair. Mesh upholstered backrest, fabric upholstered seat. Black plastic backrest. Powder-coated steel swivel frame. Black painted height adjustment mechanism. Black 5-star fiberglass reinforced plastic base. 65 mm castors.

680 680 830 - 950 450 - 570 G5A0378 **606 617 643 706**



Visitor chair. Mesh upholstered backrest, fabric upholstered seat. Black plastic backrest. Powder-coated steel swivel frame. Polished aluminium height adjustment mechanism. 5-star polished aluminium base. 65 mm castors.

700 700 830 - 950 450 - 570 G5A0379 **702 717 736 798**



Visitor chair. Mesh upholstered backrest, fabric upholstered seat. White plastic backrest. Powder-coated steel swivel frame. Polished aluminium height adjustment mechanism. White 5-star fiberglass reinforced plastic base. 65 mm castors.

680 680 830 - 950 450 - 570 G5A0381 **643 650 676 743**



Visitor chair. Mesh upholstered backrest, fabric upholstered seat. White plastic backrest. Powder-coated steel swivel frame. Polished aluminium height adjustment mechanism. 5-star polished aluminium base. 65 mm castors.

700 700 830 - 950 450 - 570 G5A0384 **710 728 750 813**

	Description	W	D	H	SH	Code	Price, GBP (RRP)			
--	-------------	---	---	---	----	------	------------------	--	--	--

W - width
D - depth
H - height
SH - seat height

Glides: 1 0

Fabric:	Leather look / Fabric:	Leather look / Fabric:	Fabric:
Berta, Bondai, Era	Xtreme Plus, RNN, Austea, Step & Step Melange	Valencia C5, Velito, Synergy	Steelcut Trio 3
Mesh fabric: FK			
Armrests: H2			



Visitor chair. Mesh upholstered backrest, fabric upholstered seat. Black plastic backrest. Chromed steel cantilever frame.

630 555 835 455 G5A0283 **466 484 503 569**



Visitor chair. Mesh upholstered backrest, fabric upholstered seat. White plastic backrest. Chromed steel cantilever frame.

630 555 835 455 G5A0285 **477 492 510 577**






Visitor chair. Mesh upholstered backrest, fabric upholstered seat. Black plastic backrest. Chromed steel 4-leg frame.

630 550 835 455 G5A0287 **469 488 506 573**



Visitor chair. Mesh upholstered backrest, fabric upholstered seat. White plastic backrest. Chromed steel 4-leg frame.

630 550 835 455 G5A0289 **484 495 517 584**

	Description	W	D	H	SH	Code	Price, GBP (RRP)			
W - width D - depth H - height SH - seat height							Fabric:	Leather look / Fabric:	Leather look / Fabric:	Fabric:
							Berta, Bondai, Era	Xtreme Plus, RNN, Austea, Step & Step Melange	Valencia C5, Velito, Synergy	Steelcut Trio 3
							Mesh fabric: FK			
							Armrests: H2			
	Visitor chair. Mesh upholstered backrest, fabric upholstered seat. Black plastic backrest. Chromed steel swivel frame. Black painted height adjustment mechanism. 4-star black painted aluminium base.	670	670	790 - 920	415 - 545	G5A0291	687	699	728	791
	Visitor chair. Mesh upholstered backrest, fabric upholstered seat. Black plastic backrest. Chromed steel swivel frame. Polished aluminium height adjustment mechanism. 4-star polished aluminium base.	670	670	790 - 920	415 - 545	G5A0292	702	717	736	798
	Visitor chair. Mesh upholstered backrest, fabric upholstered seat. White plastic backrest. Chromed steel swivel frame. Polished aluminium height adjustment mechanism. 4-star polished aluminium base.	670	670	790 - 920	415 - 545	G5A0369	710	728	750	813

	Description	W	D	H	SH	Code	Price, GBP (RRP)			
--	-------------	---	---	---	----	------	------------------	--	--	--

W - width
D - depth
H - height
SH - seat height

Castors: 1 0

Fabric:	Leather look / Fabric:	Leather look / Fabric:	Fabric:
Berta, Bondai, Era	Xtreme Plus, RNN, Austea, Step & Step Melange	Valencia C5, Velito, Synergy	Steelcut Trio 3
Mesh fabric: FK			
Armrests: H2			



Visitor chair. Mesh upholstered backrest, fabric upholstered seat. Black plastic backrest. Chromed steel swivel frame. Black painted height adjustment mechanism. Black 5-star fiberglass reinforced plastic base. 65 mm castors.

680 680 830 - 950 450 - 570 G5A0386 **621 643 658 724**



Visitor chair. Mesh upholstered backrest, fabric upholstered seat. Black plastic backrest. Chromed steel swivel frame. Polished aluminium height adjustment mechanism. 5-star polished aluminium base. 65 mm castors.

700 700 830 - 950 450 - 570 G5A0376 **724 739 765 832**





Visitor chair. Mesh upholstered backrest, fabric upholstered seat. White plastic backrest. Chromed steel swivel frame. Polished aluminium height adjustment mechanism. White 5-star fiberglass reinforced plastic base. 65 mm castors.

680 680 830 - 950 450 - 570 G5A0387 **654 680 695 761**






Visitor chair. Mesh upholstered backrest, fabric upholstered seat. White plastic backrest. Chromed steel swivel frame. Polished aluminium height adjustment mechanism. 5-star polished aluminium base. 65 mm castors.

700 700 830 - 950 450 - 570 G5A0377 **736 754 772 839**

	Description	W	D	H	SH	Code	Price, GBP (RRP)			
W - width D - depth H - height SH - seat height							Glides: 1 0			
							Fabric:	Leather look / Fabric:	Leather look / Fabric:	Fabric:
							Berta, Bondai, Era	Xtreme Plus, RNN, Austea, Step & Step Melange	Valencia C5, Velito, Synergy	Steelcut Trio 3
							Mesh fabric: FM / FR			
							Armrests: S2			
							Metal: MA01 MA02 MA03 MA04			
	Visitor chair. Mesh upholstered backrest, fabric upholstered seat. Black plastic backrest. Powder-coated steel cantilever frame.	630	555	835	455	G5A0284	436	451	469	536
	Visitor chair. Mesh upholstered backrest, fabric upholstered seat. White plastic backrest. Powder-coated steel cantilever frame.	630	555	835	455	G5A0286	447	458	477	543
	Visitor chair. Mesh upholstered backrest, fabric upholstered seat. Black plastic backrest. Powder-coated steel 4-leg frame.	630	550	835	455	G5A0288	451	466	484	551
	Visitor chair. Mesh upholstered backrest, fabric upholstered seat. White plastic backrest. Powder-coated steel 4-leg frame.	630	550	835	455	G5A0290	458	473	488	554

	Description	W	D	H	SH	Code	Price, GBP (RRP)			
W - width D - depth H - height SH - seat height							Fabric:	Leather look / Fabric:	Leather look / Fabric:	Fabric:
							Berta, Bondai, Era	Xtreme Plus, RNN, Austea, Step & Step Melange	Valencia C5, Velito, Synergy	Steelcut Trio 3
							Mesh fabric: FM / FR			
							Armrests: S2			
							Metal: MA01 MA02 MA03 MA04			


	Visitor chair. Mesh upholstered backrest, fabric upholstered seat. Black plastic backrest. Powder-coated steel swivel frame. Black painted height adjustment mechanism. 4-star black painted aluminium base.	670	670	790 - 920	415 - 545	G5A0371	684	699	717	784
	Visitor chair. Mesh upholstered backrest, fabric upholstered seat. Black plastic backrest. Powder-coated steel swivel frame. Polished aluminium height adjustment mechanism. 4-star polished aluminium base.	670	670	790 - 920	415 - 545	G5A0373	699	713	736	798
	Visitor chair. Mesh upholstered backrest, fabric upholstered seat. White plastic backrest. Powder-coated steel swivel frame. Polished aluminium height adjustment mechanism. 4-star polished aluminium base.	670	670	790 - 920	415 - 545	G5A0374	710	724	750	813


	Description	W	D	H	SH	Code	Price, GBP (RRP)			
--	-------------	---	---	---	----	------	------------------	--	--	--


W - width
D - depth
H - height
SH - seat height


Glides: 1 0





Fabric:	Leather look / Fabric:	Leather look / Fabric:	Fabric:
Berta, Bondai, Era	Xtreme Plus, RNN, Austea, Step & Step Melange	Valencia C5, Velito, Synergy	Steelcut Trio 3
Mesh fabric: FM / FR			
Armrests: S2			
Metal: MAO1 MAO2 MAO3 MAO4			




	Visitor chair. Mesh upholstered backrest, fabric upholstered seat. Black plastic backrest. Powder-coated steel swivel frame. Black painted height adjustment mechanism. Black 5-star fiberglass reinforced plastic base. 65 mm castors.	680	680	830 - 950	450 - 570	G5A0378	621	639	658	724
--	---	-----	-----	-----------	-----------	---------	------------	------------	------------	------------





	Visitor chair. Mesh upholstered backrest, fabric upholstered seat. Black plastic backrest. Powder-coated steel swivel frame. Polished aluminium height adjustment mechanism. 5-star polished aluminium base. 65 mm castors.	700	700	830 - 950	450 - 570	G5A0379	717	739	761	828
---	---	-----	-----	-----------	-----------	---------	------------	------------	------------	------------

	Visitor chair. Mesh upholstered backrest, fabric upholstered seat. White plastic backrest. Powder-coated steel swivel frame. Polished aluminium height adjustment mechanism. White 5-star fiberglass reinforced plastic base. 65 mm castors.	680	680	830 - 950	450 - 570	G5A0381	654	673	691	758
--	--	-----	-----	-----------	-----------	---------	------------	------------	------------	------------

	Visitor chair. Mesh upholstered backrest, fabric upholstered seat. White plastic backrest. Powder-coated steel swivel frame. Polished aluminium height adjustment mechanism. 5-star polished aluminium base. 65 mm castors.	700	700	830 - 950	450 - 570	G5A0384	728	750	765	832
--	---	-----	-----	-----------	-----------	---------	------------	------------	------------	------------

	Description	W	D	H	SH	Code	Price, GBP (RRP)			
W - width D - depth H - height SH - seat height							Glides: 1 0			
							Fabric:	Leather look / Fabric:	Leather look / Fabric:	Fabric:
							Berta, Bondai, Era	Xtreme Plus, RNN, Austea, Step & Step Melange	Valencia C5, Velito, Synergy	Steelcut Trio 3
							Mesh fabric: FM / FR			
							Armrests: S2			
	Visitor chair. Mesh upholstered backrest, fabric upholstered seat. Black plastic backrest. Chromed steel cantilever frame.	630	555	835	455	G5A0283	484	499	521	588
	Visitor chair. Mesh upholstered backrest, fabric upholstered seat. White plastic backrest. Chromed steel cantilever frame.	630	555	835	455	G5A0285	495	506	532	595
	Visitor chair. Mesh upholstered backrest, fabric upholstered seat. Black plastic backrest. Chromed steel 4-leg frame.	630	550	835	455	G5A0287	488	503	525	591
	Visitor chair. Mesh upholstered backrest, fabric upholstered seat. White plastic backrest. Chromed steel 4-leg frame.	630	550	835	455	G5A0289	499	510	536	599

	Description	W	D	H	SH	Code	Price, GBP (RRP)			
W - width D - depth H - height SH - seat height							Fabric:	Leather look / Fabric:	Leather look / Fabric:	Fabric:
							Berta, Bondai, Era	Xtreme Plus, RNN, Austea, Step & Step Melange	Valencia C5, Velito, Synergy	Steelcut Trio 3
							Mesh fabric: FM / FR			
							Armrests: S2			
	Visitor chair. Mesh upholstered backrest, fabric upholstered seat. Black plastic backrest. Chromed steel swivel frame. Black painted height adjustment mechanism. 4-star black painted aluminium base.	670	670	790 - 920	415 - 545	G5A0291	702	717	739	802
	Visitor chair. Mesh upholstered backrest, fabric upholstered seat. Black plastic backrest. Chromed steel swivel frame. Polished aluminium height adjustment mechanism. 4-star polished aluminium base.	670	670	790 - 920	415 - 545	G5A0292	717	736	758	824
	Visitor chair. Mesh upholstered backrest, fabric upholstered seat. White plastic backrest. Chromed steel swivel frame. Polished aluminium height adjustment mechanism. 4-star polished aluminium base.	670	670	790 - 920	415 - 545	G5A0369	728	750	765	832

	Description	W	D	H	SH	Code	Price, GBP (RRP)			
							Castors: 1 O			
							Fabric:	Leather look / Fabric:	Leather look / Fabric:	Fabric:
							Berta, Bondai, Era	Xtreme Plus, RNN, Austeia, Step & Step Melange	Valencia C5, Velito, Synergy	Steelcut Trio 3
							Mesh fabric: FM / FR			
							Armrests: S2			
	Visitor chair. Mesh upholstered backrest, fabric upholstered seat. Black plastic backrest. Chromed steel swivel frame. Black painted height adjustment mechanism. Black 5-star fiberglass reinforced plastic base. 65 mm castors.	680	680	830 - 950	450 - 570	G5A0386	643	658	680	747
										
	Visitor chair. Mesh upholstered backrest, fabric upholstered seat. Black plastic backrest. Chromed steel swivel frame. Polished aluminium height adjustment mechanism. 5-star polished aluminium base. 65 mm castors.	700	700	830 - 950	450 - 570	G5A0376	739	758	780	846
										
	Visitor chair. Mesh upholstered backrest, fabric upholstered seat. White plastic backrest. Chromed steel swivel frame. Polished aluminium height adjustment mechanism. White 5-star fiberglass reinforced plastic base. 65 mm castors.	680	680	830 - 950	450 - 570	G5A0387	676	691	710	776
										
	Visitor chair. Mesh upholstered backrest, fabric upholstered seat. White plastic backrest. Chromed steel swivel frame. Polished aluminium height adjustment mechanism. 5-star polished aluminium base. 65 mm castors.	700	700	830 - 950	450 - 570	G5A0377	754	765	791	857
										

	Description	W	D	H	SH	Code	Price, GBP (RRP)			
--	-------------	---	---	---	----	------	------------------	--	--	--

W - width
D - depth
H - height
SH - seat height

Glides: 1 0

Fabric:	Leather look / Fabric:	Leather look / Fabric:	Fabric:
Berta, Bondai, Era	Xtreme Plus, RNN, Austea, Step & Step Melange	Valencia C5, Velito, Synergy	Steelcut Trio 3

Mesh fabric: **FK**

Armrests: **S2**

Metal: **MAO1 MAO2 MAO3 MAO4**



Visitor chair. Mesh upholstered backrest, fabric upholstered seat. Black plastic backrest. Powder-coated steel cantilever frame.

630 555 835 455 G5A0284

469 484 499 565



Visitor chair. Mesh upholstered backrest, fabric upholstered seat. White plastic backrest. Powder-coated steel cantilever frame.

630 555 835 455 G5A0286

473 492 503 569



Visitor chair. Mesh upholstered backrest, fabric upholstered seat. Black plastic backrest. Powder-coated steel 4-leg frame.

630 550 835 455 G5A0288




484 495 506 573



Visitor chair. Mesh upholstered backrest, fabric upholstered seat. White plastic backrest. Powder-coated steel 4-leg frame.

630 550 835 455 G5A0290

488 499 517 584





	Description	W	D	H	SH	Code	Price, GBP (RRP)			
W - width D - depth H - height SH - seat height							Fabric:	Leather look / Fabric:	Leather look / Fabric:	Fabric:
							Berta, Bondai, Era	Xtreme Plus, RNN, Austea, Step & Step Melange	Valencia C5, Velito, Synergy	Steelcut Trio 3
							Mesh fabric: FK			
							Armrests: S2			
							Metal: MA01 MA02 MA03 MA04			
	Visitor chair. Mesh upholstered backrest, fabric upholstered seat. Black plastic backrest. Powder-coated steel swivel frame. Black painted height adjustment mechanism. 4-star black painted aluminium base.	670	670	790 - 920	415 - 545	G5A0371	713	732	750	813
	Visitor chair. Mesh upholstered backrest, fabric upholstered seat. Black plastic backrest. Powder-coated steel swivel frame. Polished aluminium height adjustment mechanism. 4-star polished aluminium base.	670	670	790 - 920	415 - 545	G5A0373	732	750	772	839
	Visitor chair. Mesh upholstered backrest, fabric upholstered seat. White plastic backrest. Powder-coated steel swivel frame. Polished aluminium height adjustment mechanism. 4-star polished aluminium base.	670	670	790 - 920	415 - 545	G5A0374	739	758	780	846

	Description	W	D	H	SH	Code	Price, GBP (RRP)			
--	-------------	---	---	---	----	------	------------------	--	--	--

W - width
D - depth
H - height
SH - seat height

Glides: 1 0

Fabric:	Leather look / Fabric:	Leather look / Fabric:	Fabric:
Berta, Bondai, Era	Xtreme Plus, RNN, Austea, Step & Step Melange	Valencia C5, Velito, Synergy	Steelcut Trio 3
Mesh fabric: FK			
Armrests: S2			
Metal: MA01 MA02 MA03 MA04			

	Visitor chair. Mesh upholstered backrest, fabric upholstered seat. Black plastic backrest. Powder-coated steel swivel frame. Black painted height adjustment mechanism. Black 5-star fiberglass reinforced plastic base. 65 mm castors.	680	680	830 - 950	450 - 570	G5A0378	650	662	687	754
	Visitor chair. Mesh upholstered backrest, fabric upholstered seat. Black plastic backrest. Powder-coated steel swivel frame. Polished aluminium height adjustment mechanism. 5-star polished aluminium base. 65 mm castors.	700	700	830 - 950	450 - 570	G5A0379	754	772	791	857
	Visitor chair. Mesh upholstered backrest, fabric upholstered seat. White plastic backrest. Powder-coated steel swivel frame. Polished aluminium height adjustment mechanism. White 5-star fiberglass reinforced plastic base. 65 mm castors.	680	680	830 - 950	450 - 570	G5A0381	687	695	717	784
	Visitor chair. Mesh upholstered backrest, fabric upholstered seat. White plastic backrest. Powder-coated steel swivel frame. Polished aluminium height adjustment mechanism. 5-star polished aluminium base. 65 mm castors.	700	700	830 - 950	450 - 570	G5A0384	758	780	798	865

	Description	W	D	H	SH	Code	Price, GBP (RRP)			
--	-------------	---	---	---	----	------	------------------	--	--	--

W - width
D - depth
H - height
SH - seat height

Glides: **1 0**

Fabric:	Leather look / Fabric:	Leather look / Fabric:	Fabric:
Berta, Bondai, Era	Xtreme Plus, RNN, Austea, Step & Step Melange	Valencia C5, Velito, Synergy	Steelcut Trio 3
Mesh fabric: FK			
Armrests: S2			



Visitor chair. Mesh upholstered backrest, fabric upholstered seat. Black plastic backrest. Chromed steel cantilever frame.

630 555 835 455 G5A0283 506 525 554 617



Visitor chair. Mesh upholstered backrest, fabric upholstered seat. White plastic backrest. Chromed steel cantilever frame.

630 555 835 455 G5A0285 521 536 558 621






Visitor chair. Mesh upholstered backrest, fabric upholstered seat. Black plastic backrest. Chromed steel 4-leg frame.





630 550 835 455 G5A0287 510 532 558 621



Visitor chair. Mesh upholstered backrest, fabric upholstered seat. White plastic backrest. Chromed steel 4-leg frame.

630 550 835 455 G5A0289 525 540 565 632

	Description	W	D	H	SH	Code	Price, GBP (RRP)			
	W - width D - depth H - height SH - seat height						Fabric:	Leather look / Fabric:	Leather look / Fabric:	Fabric:
							Berta, Bondai, Era	Xtreme Plus, RNN, Austea, Step & Step Melange	Valencia C5, Velito, Synergy	Steelcut Trio 3
							Mesh fabric: FK			
							Armrests: S2			
	Visitor chair. Mesh upholstered backrest, fabric upholstered seat. Black plastic backrest. Chromed steel swivel frame. Black painted height adjustment mechanism. 4-star black painted aluminium base.	670	670	790 - 920	415 - 545	G5A0291	736	754	776	843
	Visitor chair. Mesh upholstered backrest, fabric upholstered seat. Black plastic backrest. Chromed steel swivel frame. Polished aluminium height adjustment mechanism. 4-star polished aluminium base.	670	670	790 - 920	415 - 545	G5A0292	754	765	791	857
	Visitor chair. Mesh upholstered backrest, fabric upholstered seat. White plastic backrest. Chromed steel swivel frame. Polished aluminium height adjustment mechanism. 4-star polished aluminium base.	670	670	790 - 920	415 - 545	G5A0369	758	776	798	865

	Description	W	D	H	SH	Code	Price, GBP (RRP)			
							Castors: 1 0			
							Fabric:	Leather look / Fabric:	Leather look / Fabric:	Fabric:
							Berta, Bondai, Era	Xtreme Plus, RNN, Austea, Step & Step Melange	Valencia C5, Velito, Synergy	Steelcut Trio 3
							Mesh fabric: FK			
							Armrests: S2			
	Visitor chair. Mesh upholstered backrest, fabric upholstered seat. Black plastic backrest. Chromed steel swivel frame. Black painted height adjustment mechanism. Black 5-star fiberglass reinforced plastic base. 65 mm castors.	680	680	830 - 950	450 - 570	G5A0386	673	687	702	769
	Visitor chair. Mesh upholstered backrest, fabric upholstered seat. Black plastic backrest. Chromed steel swivel frame. Polished aluminium height adjustment mechanism. 5-star polished aluminium base. 65 mm castors.	700	700	830 - 950	450 - 570	G5A0376	776	791	809	876
	Visitor chair. Mesh upholstered backrest, fabric upholstered seat. White plastic backrest. Chromed steel swivel frame. Polished aluminium height adjustment mechanism. White 5-star fiberglass reinforced plastic base. 65 mm castors.	680	680	830 - 950	450 - 570	G5A0387	699	724	739	802
	Visitor chair. Mesh upholstered backrest, fabric upholstered seat. White plastic backrest. Chromed steel swivel frame. Polished aluminium height adjustment mechanism. 5-star polished aluminium base. 65 mm castors.	700	700	830 - 950	450 - 570	G5A0377	787	798	813	880

TWIST&SIT chair family

Quality standard

- LST EN 16139:2013
- LST EN 16139:2013/AC:2013



TECHNICAL INFORMATION

Types

- Visitor & conference, high, lounge chairs and armchairs.

Seat and back

- Steel frame molded with polyurethane;
- Upholstered with fabric or leather look.

Armrests

- In one body with the backrest for visitor & conference chairs;
- Steel frame molded with polyurethane;
- Upholstered with same fabric or leather look as the backrest and seat.

Mechanism

- Fixed mechanism;
- Height adjustment with side lever;
- Polished or finished in black colour.

Gas lift

- Chromed or black colour;
- 130 mm run range.

Castors

- Rubber free wheel castors for hard floor, Ø65 mm;
- PA (polyamide) free wheel castors for soft floor, Ø65 mm;
- Rubber free wheel hollow castors for hard floor, Ø65 mm;
- PA (polyamide) free wheel hollow castors for soft floor, Ø65 mm.

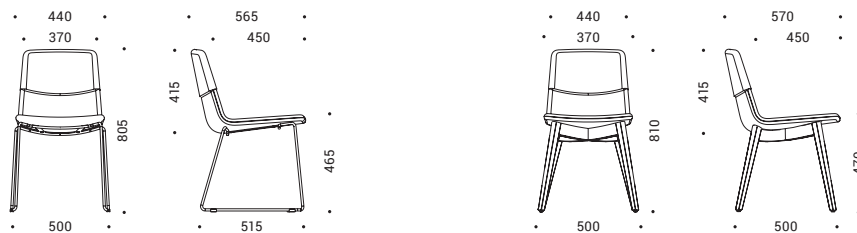
Bases

- Powder coated steel frame, Ø11 mm rod, plastic glides in black with or without felt for hard and soft floor (except lounge chairs);
- Wooden legs, lacquered and stained light grey or black ash solid wood, glued and fixed with metal fittings, felt or plastic pads for hard and soft floor, metal foot frame for high chairs;
- Four-star base, polished or black painted aluminium, external Ø780 mm for armchairs and Ø880 mm for lounge chairs;
- Five-star base, polished or black painted aluminium or black plastic with fiberglass, external Ø735 mm for visitor & conference chairs;
- Pyramid (four-star) base from bend Ø20 mm steel rod, external Ø710 mm, powder coated.

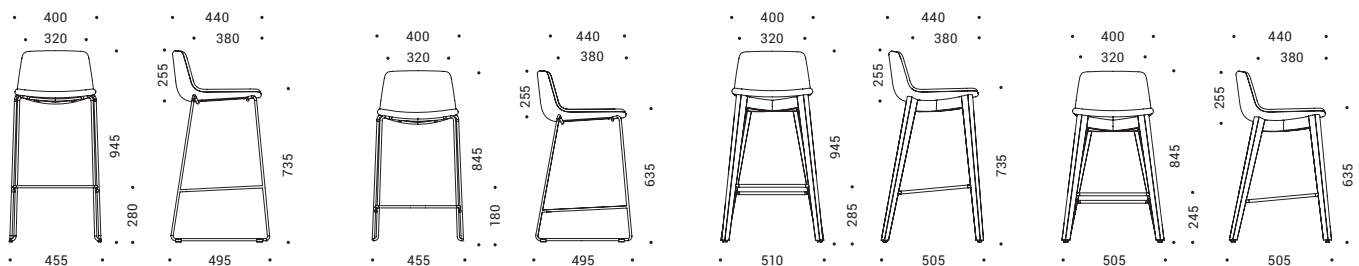
RANGE

Chairs

Visitor & conference

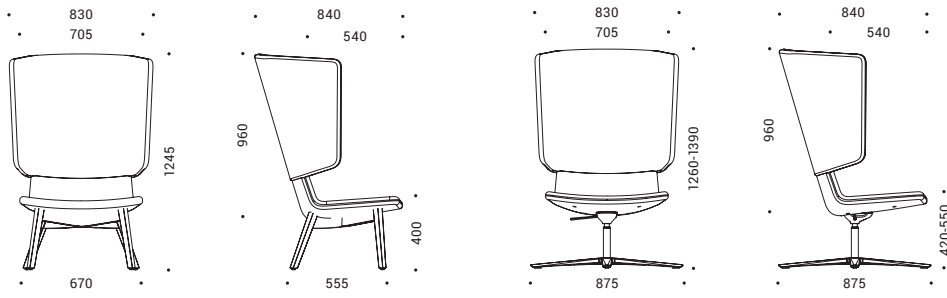


High

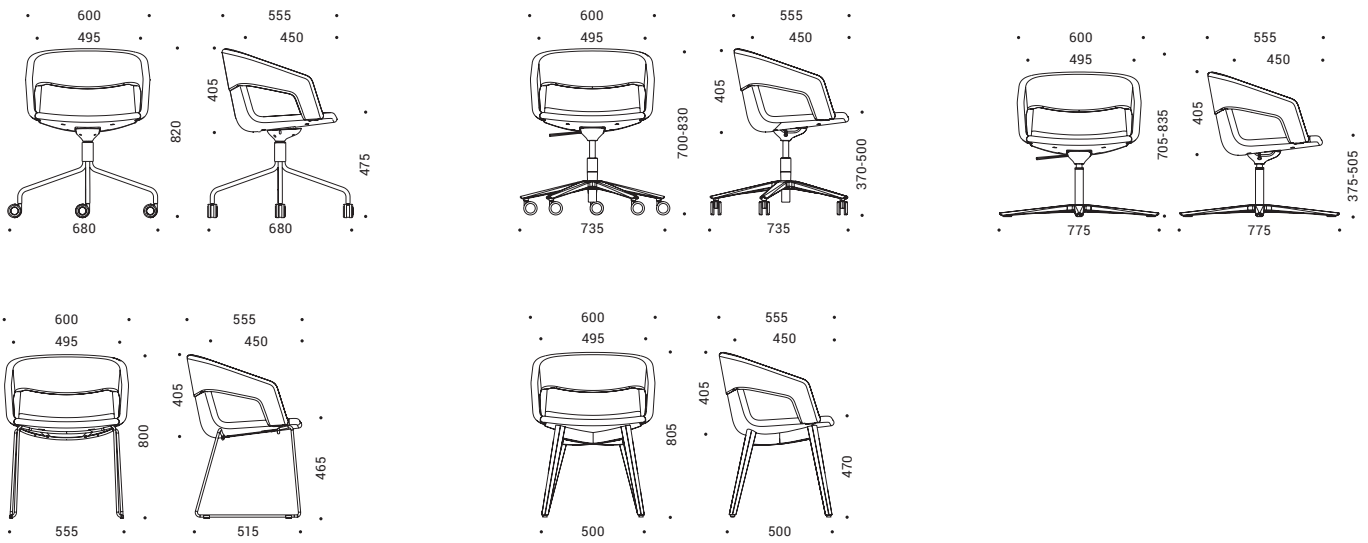


Lounge & soft furniture


Lounge chairs




Armchairs




Ordering example



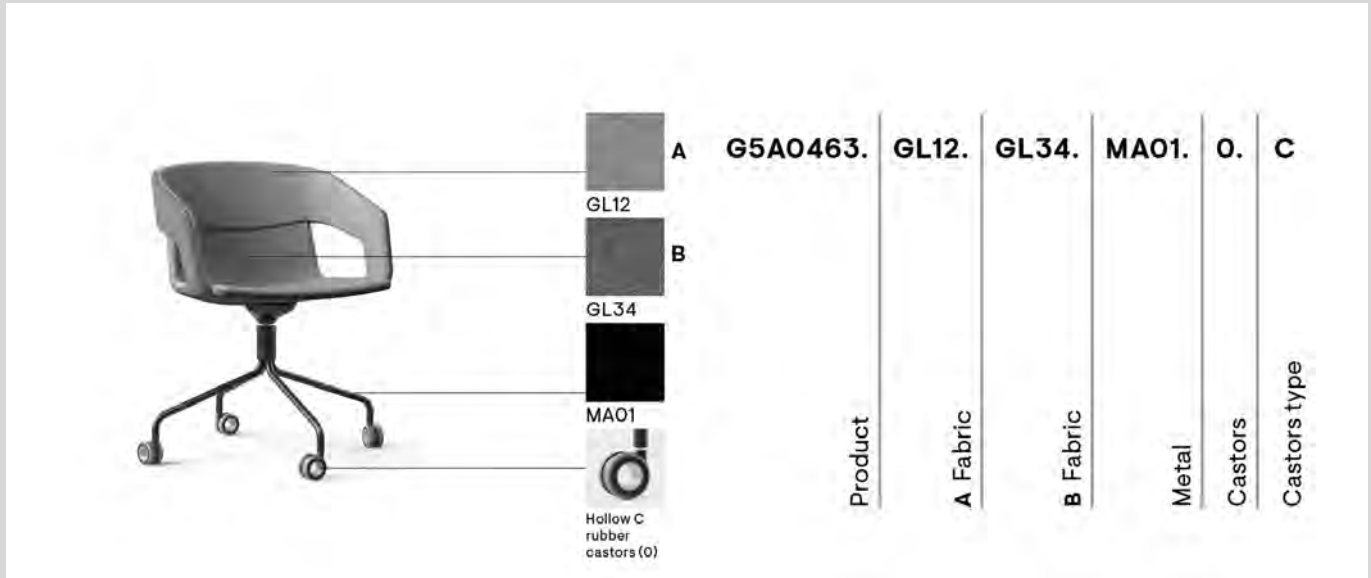
G5A0299.	GS17.	GS16.	MA01.	1
Product	A Fabric	B Fabric	Painted metal	Glides



G5A0297.	GS17.	GS16.	NB02.	MA01.	1
Product	A Fabric	B Fabric	Solid wood	Painted metal	Glides



G5A0319.	GS16.	GS17.	0
Product	A Fabric	B Fabric	Castors



Description	W	D	H	SH	Code	Price, GBP (RRP)					
-------------	---	---	---	----	------	------------------	--	--	--	--	--

W - width
D - depth
H - height
SH - seat height

Glides: 1 O

A Fabric:				A Leather look/Fabric:	A Fabric:
Berta	Era	Austea	Step & Step Melange	RNN, Era, Step & Step Melange	Dream
B Fabric:				B Leather look:	B Fabric:
Berta	Era	Austea	Step & Step Melange	RNN	Dream
Painted metal: MA01 MA02 MA03 MA04 MA05					



Conference chair. Steel framework. Entirely moulded in cold-cure polyurethane. Base: powder-coated wire steel frame on glides. Stackable (up to 5 chairs).

500	565	805	465	G5A0299	381	381	403	403	403	429
-----	-----	-----	-----	---------	------------	------------	------------	------------	------------	------------



Set of conference chairs (3 pcs. per box). Steel framework. Entirely moulded in cold-cure polyurethane. Base: powder-coated wire steel frame on glides. Stackable (up to 5 chairs).

500	565	805	465	G5A0305	1131	1131	1198	1198	1198	1275
-----	-----	-----	-----	---------	-------------	-------------	-------------	-------------	-------------	-------------

Description	W	D	H	SH	Code	Price, GBP (RRP)					
-------------	---	---	---	----	------	------------------	--	--	--	--	--

W - width
D - depth
H - height
SH - seat height



Conference chair. Steel framework. Entirely moulded in cold-cure polyurethane. Base: solid ash wood on glides.

500	570	810	470	G5A0308	543	543	577	577	577	606
-----	-----	-----	-----	---------	------------	------------	------------	------------	------------	------------

Glides: 1 O

A Fabric:				A Leather look/Fabric:	A Fabric:
Berta	Era	Austea	Step & Step Melange	RNN, Era, Step & Step Melange	Dream
B Fabric:				B Leather look:	B Fabric:
Berta	Era	Austea	Step/Step Melange	RNN	Dream
Solid wood: NB01 NB02					

Glides: 1 O



High chair. For 1050 mm height desks. Steel framework. Entirely moulded in cold-cure polyurethane. Powder-coated wire steel frame. Stackable (up to 3 chairs).

455	495	945	735	G5A0293	421	421	440	440	440	469
-----	-----	-----	-----	---------	------------	------------	------------	------------	------------	------------

A Fabric:				A Leather look/Fabric:	A Fabric:
Berta	Era	Austea	Step/Step Melange	RNN, Era, Step & Step Melange	
B Fabric:				B Leather look:	B Fabric:
Berta	Era	Austea	Step/Step Melange	RNN	
Painted metal: MA01 MA02 MA03 MA04 MA05					



Set of high chairs (3 pcs. per box). For 1050 mm height desks. Steel framework. Entirely moulded in cold-cure polyurethane. Powder-coated wire steel frame. Stackable (up to 3 chairs).

455	495	945	735	G5A0294	1253	1253	1308	1308	1308	1397
-----	-----	-----	-----	---------	-------------	-------------	-------------	-------------	-------------	-------------



High chair. For 900 mm height desks. Steel framework. Entirely moulded in cold-cure polyurethane. Powder-coated wire steel frame. Stackable (up to 3 chairs).

455	495	845	635	G5A0295	407	407	429	429	429	458
-----	-----	-----	-----	---------	------------	------------	------------	------------	------------	------------



Set of high chairs (3 pcs. per box). For 900 mm height desks. Steel framework. Entirely moulded in cold-cure polyurethane. Powder-coated wire steel frame. Stackable (up to 3 chairs).

455	495	845	635	G5A0296	1209	1209	1275	1275	1275	1364
-----	-----	-----	-----	---------	-------------	-------------	-------------	-------------	-------------	-------------

TWIST&SIT chair family

Description	W	D	H	SH	Code	Price, GBP (RRP)					
-------------	---	---	---	----	------	------------------	--	--	--	--	--

W - width
D - depth
H - height
SH - seat height

Glides: 1 O

A Fabric:				A Leather look/Fabric:	A Fabric:
Berta	Era	Austea	Step/Step Melange	RNN, Era, Step & Step Melange	Dream
B Fabric:				B Leather look:	B Fabric:
Berta	Era	Austea	Step/Step Melange	RNN	Dream
Painted metal: MA01 MA02 MA03 MA04 MA05					
Solid wood: NB01 NB02					



High chair. For 1050 mm height desks. Steel framework. Entirely moulded in cold-cure polyurethane. Base: solid ash wood with painted metal footring and glides.

510 505 945 735 G5A0297 **717 717 736 736 736 758**



High chair. For 900 mm height desks. Steel framework. Entirely moulded in cold-cure polyurethane. Base: solid ash wood with painted metal footring and glides.

505 505 845 635 G5A0298 **706 706 728 728 728 743**

Glides: 1 O

A Fabric:				A Leather look/Fabric:	A Fabric:
Berta	Era	Austea	Step & Step Melange	RNN, Era, Step & Step Melange	Dream
B Fabric:				B Leather look:	B Fabric:
Berta	Era	Austea	Step/Step Melange	RNN	Dream
Painted metal: MA01 MA02 MA03 MA04 MA05					



Armchair. Steel framework. Entirely moulded in cold-cure polyurethane. Base: powder-coated wire steel frame on glides.

600 555 800 465 G5A0309 **628 628 676 676 676 743**

W - width
D - depth
H - height
SH - seat height



Armchair. Steel framework. Entirely moulded in cold-cure polyurethane. Base: solid ash wood on glides.

600 555 805 470 G5A0316

Glides: 1 O					
A Fabric:				A Leather look/Fabric:	A Fabric:
Berta	Era	Austea	Step & Step Melange	RNN, Era, Step/Step Melange	Dream
B Fabric:				B Leather look:	B Fabric:
Berta	Era	Austea	Step/Step Melange	RNN	Dream
Solid wood: NB01 NB02					

846 846 898 898 898 965



Armchair. Steel framework. Entirely moulded in cold-cure polyurethane. Base: swivelling, pyramid type powder-coated wire steel with castors. The seat height is not adjustable.

680 680 785 475 G5A0643

Castors: 1 O					
Castors type: F					
A Fabric:				A Leather look/Fabric:	A Fabric:
Berta	Era	Austea	Step/Step Melange	RNN, Era, Step & Step Melange	Dream
B Fabric:				B Leather look:	B Fabric:
Berta	Era	Austea	Step/Step Melange	RNN	Dream
Painted metal: MA03 MA01 MA02 MA06 MA07					

787 787 857 857 857 928



Armchair. Steel framework. Entirely moulded in cold-cure polyurethane. Base: swivelling, pyramid type powder-coated wire steel with castors. The seat height is not adjustable.

680 680 785 475 G5A0643

Castors: 1 O					
Castors type: F					
A Fabric:				A Leather look/Fabric:	A Fabric:
Berta	Era	Austea	Step/Step Melange	RNN, Era, Step & Step Melange	Dream
B Fabric:				B Leather look:	B Fabric:
Berta	Era	Austea	Step/Step Melange	RNN	Dream
Painted metal: MA03 MA01 MA02 MA06 MA07					

832 832 894 894 894 968

Description	W	D	H	SH	Code	Price, GBP (RRP)					
-------------	---	---	---	----	------	------------------	--	--	--	--	--

W - width
D - depth
H - height
SH - seat height

Castors: 1 0



Armchair. Steel framework. Entirely moulded in cold-cure polyurethane. Base: swivelling, height adjustable, 5-star die-cast polished aluminium with 65 mm castors.

735 735 700 - 370 - 830 500 G5A0319

A Fabric:				A Leather look/Fabric:	A Fabric:
Berta	Era	Austea	Step/Step Melange	RNN, Era, Step & Step Melange	Dream
B Fabric:				B Leather look:	B Fabric:
Berta	Era	Austea	Step/Step Melange	RNN	Dream

846 846 898 898 898 965



Armchair. Steel framework. Entirely moulded in cold-cure polyurethane. Base: swivelling, height adjustable, 5-star black powder-coated aluminium with 65 mm castors.

735 735 700 - 370 - 830 500 G5A0328

680 680 732 732 732 802



Armchair. Steel framework. Entirely moulded in cold-cure polyurethane. Base: swivelling, height adjustable, 5-star black plastic with 65 mm castors.

735 735 700 - 370 - 830 500 G5A0324

636 636 680 680 680 754

A Fabric:				A Leather look/Fabric:	A Fabric:
Berta	Era	Austea	Step & Step Melange	RNN, Era, Step/Step Melange	Dream
B Fabric:				B Leather look:	B Fabric:
Berta	Era	Austea	Step & Step Melange	RNN	Dream



Armchair. Steel framework. Entirely moulded in cold-cure polyurethane. Swivel mechanism with height adjustment. 4-star base: polished die-cast aluminium on glides.

775 775 705 - 375 - 835 505 G5A0317

809 809 865 865 865 935

TWIST&SIT chair family



Armchair. Steel framework. Entirely moulded in cold-cure polyurethane. Swivel mechanism with height adjustment. 4-star base: black powder-coated aluminium on glides.

775 775 705 - 375 - 835 505 G5A0318

669 669 710 710 710 780

Description	W	D	H	SH	Code	Price, GBP (RRP)					
						A Fabric:				A Leather look/Fabric:	A Fabric:
						Berta	Era	Austea	Step & Step Melange	RNN, Era, Step/Step Melange	Dream
						B Fabric:				B Leather look:	B Fabric:
						Berta	Era	Austea	Step & Step Melange	RNN	Dream

W - width
D - depth
H - height
SH - seat height



High back lounge chair. Steel framework. Entirely moulded in cold-cure polyurethane. Swivel mechanism with height adjustment. 4-star base: polished die-cast aluminium on glides.

875	875	1260	420 - 550	G5A0326	1327	1327	1445	1445	1445	1604
-----	-----	------	-----------	---------	-------------	-------------	-------------	-------------	-------------	-------------



High back lounge chair. Steel framework. Entirely moulded in cold-cure polyurethane. Swivel mechanism with height adjustment. 4-star base: black powder-coated aluminium on glides.

875	875	1260	420 - 550	G5A0327	1157	1157	1271	1271	1271	1434
-----	-----	------	-----------	---------	-------------	-------------	-------------	-------------	-------------	-------------

Glides: 1 O

A Fabric:						A Leather look/Fabric:	A Fabric:
Berta	Era	Austea	Step & Step Melange			RNN, Era, Step/Step Melange	Dream
B Fabric:						B Leather look:	B Fabric:
Berta	Era	Austea	Step & Step Melange			RNN	Dream
Solid wood: NB01 NB02							



High back lounge chair. Steel framework. Entirely moulded in cold-cure polyurethane. Base: solid ash wood on glides.

830	840	1245	400	G5A0325	1368	1368	1486	1486	1486	1645
-----	-----	------	-----	---------	-------------	-------------	-------------	-------------	-------------	-------------

Description	W	D	H	SH	Code	Price, GBP (RRP)			
-------------	---	---	---	----	------	------------------	--	--	--

W - width
D - depth
H - height
SH - seat height

Glides: - +

A Leather look:	A Fabric:	A Fabric:	
Valencia C5	Cyber	Velito	Synergy
B Leather look:	B Leather look/Fabric:	B Leather look/Fabric:	
Valencia C5	Valencia C5, RNN, Cyber	Valencia C5, RNN, Velito	Valencia C5, RNN, Synergy
Painted metal: MA01 MA02 MA03 MA04 MA05			



Conference chair. Steel framework. Entirely moulded in cold-cure polyurethane. Base: powder-coated wire steel frame on glides. Stackable (up to 5 chairs).

500 565 805 465 G5A0299 **429 429 429 536**



Set of conference chairs (3 pcs. per box). Steel framework. Entirely moulded in cold-cure polyurethane. Base: powder-coated wire steel frame on glides. Stackable (up to 5 chairs).

500 565 805 465 G5A0305 **1275 1275 1275 1597**





Glides: - +

A Leather look:	A Fabric:	A Fabric:	
Valencia C5	Cyber	Velito	Synergy
B Leather look:	B Leather look/Fabric:	B Leather look/Fabric:	
Valencia C5	Valencia C5, RNN, Cyber	Valencia C5, RNN, Velito	Valencia C5, RNN, Synergy
Solid wood: NB01 NB02			




Conference chair. Steel framework. Entirely moulded in cold-cure polyurethane. Base: solid ash wood on glides.

500 570 810 470 G5A0308 **606 606 606 710**

Description	W	D	H	SH	Code	Price, GBP (RRP)																		
						Glides: - +																		
<p>W - width D - depth H - height SH - seat height</p>	<table border="1"> <tr> <td>A Leather look:</td> <td>A Fabric:</td> <td colspan="2">A Fabric:</td> </tr> <tr> <td>Valencia C5</td> <td>Cyber</td> <td>Velito</td> <td>Synergy</td> </tr> </table>		A Leather look:	A Fabric:	A Fabric:		Valencia C5	Cyber	Velito	Synergy	<table border="1"> <tr> <td>B Leather look:</td> <td>B Leather look/Fabric:</td> <td colspan="2">B Leather look/Fabric:</td> </tr> <tr> <td>Valencia C5</td> <td>Valencia C5, RNN, Cyber</td> <td>Valencia C5, RNN, Velito</td> <td>Valencia C5, RNN, Synergy</td> </tr> </table>		B Leather look:	B Leather look/Fabric:	B Leather look/Fabric:		Valencia C5	Valencia C5, RNN, Cyber	Valencia C5, RNN, Velito	Valencia C5, RNN, Synergy	Painted metal: MA01 MA02 MA03 MA04 MA05			
	A Leather look:	A Fabric:	A Fabric:																					
Valencia C5	Cyber	Velito	Synergy																					
B Leather look:	B Leather look/Fabric:	B Leather look/Fabric:																						
Valencia C5	Valencia C5, RNN, Cyber	Valencia C5, RNN, Velito	Valencia C5, RNN, Synergy																					
 <p>High chair. For 1050 mm height desks. Steel framework. Entirely moulded in cold-cure polyurethane. Powder-coated wire steel frame. Stackable (up to 3 chairs).</p>	455	495	945	735	G5A0293	469	469	469	554															
 <p>Set of high chairs (3 pcs. per box). For 1050 mm height desks. Steel framework. Entirely moulded in cold-cure polyurethane. Powder-coated wire steel frame. Stackable (up to 3 chairs).</p>	455	495	945	735	G5A0294	1397	1397	1397	1652															
 <p>High chair. For 900 mm height desks. Steel framework. Entirely moulded in cold-cure polyurethane. Powder-coated wire steel frame. Stackable (up to 3 chairs).</p>	455	495	845	635	G5A0295	458	458	458	543															
 <p>Set of high chairs (3 pcs. per box). For 900 mm height desks. Steel framework. Entirely moulded in cold-cure polyurethane. Powder-coated wire steel frame. Stackable (up to 3 chairs).</p>	455	495	845	635	G5A0296	1364	1364	1364	1619															

W - width
D - depth
H - height
SH - seat height


Description	W	D	H	SH	Code	Price, GBP (RRP)				
						Glides: - +				
						A Leather look: Valencia C5	A Fabric: Cyber	A Fabric: Velito Synergy		
						B Leather look: Valencia C5	B Leather look/Fabric: Valencia C5, RNN, Cyber	B Leather look/Fabric: Valencia C5, RNN, Velito Valencia C5, RNN, Synergy		
						Painted metal: MAO1 MAO2 MAO3 MAO4 MAO5				
						Solid wood: NB01 NB02				
	High chair. For 1050 mm height desks. Steel framework. Entirely moulded in cold-cure polyurethane. Base: solid ash wood with painted metal footring and glides.	510	505	945	735	G5A0297	758	758	758	843



	High chair. For 900 mm height desks. Steel framework. Entirely moulded in cold-cure polyurethane. Base: solid ash wood with painted metal footring and glides.	505	505	845	635	G5A0298	743	743	743	828
---	--	-----	-----	-----	-----	---------	------------	------------	------------	------------


Description	W	D	H	SH	Code	Price, GBP (RRP)			
						Glides: - +			
						A Leather look: Valencia C5	A Fabric: Cyber	A Fabric: Velito Synergy	
						B Leather look: Valencia C5	B Leather look/Fabric: Valencia C5, RNN, Cyber	B Leather look/Fabric: Valencia C5, RNN, Velito Valencia C5, RNN, Synergy	
						Painted metal: MAO1 MAO2 MAO3 MAO4 MAO5			



	Armchair. Steel framework. Entirely moulded in cold-cure polyurethane. Base: powder-coated wire steel frame on glides.	600	555	800	465	G5A0309	743	743	743	902
--	--	-----	-----	-----	-----	---------	------------	------------	------------	------------

W - width
D - depth
H - height
SH - seat height

Description	W	D	H	SH	Code	Price, GBP (RRP)				
						Glides: - +				
						A Leather look:	A Fabric:	A Fabric:		
						Valencia C5	Cyber	Velito	Synergy	
						B Leather look:	B Leather look/Fabric:	B Leather look/Fabric:		
						Valencia C5	Valencia C5, RNN, Cyber	Valencia C5, RNN, Velito	Valencia C5, RNN, Synergy	
						Solid wood: NB01 NB02				
	Armchair. Steel framework. Entirely moulded in cold-cure polyurethane. Base: solid ash wood on glides.	600	555	805	470	G5A0316	965	965	965	1127

Castors: 01										
Castors type: F										
							A Leather look:	A Fabric:	A Fabric:	
							Valencia C5	Cyber	Velito	Synergy
							B Leather look:	B Leather look / Fabric:	B Leather look / Fabric:	
							Valencia C5	Valencia C5, RNN, Cyber	Valencia C5, RNN, Velito	Valencia C5, RNN, Synergy
						Painted metal: MA01 MA02 MA03 MA06 MA07				
	Armchair. Steel framework. Entirely moulded in cold-cure polyurethane. Base: swivelling, pyramid type powder-coated wire steel with castors. The seat height is not adjustable.	680	680	785	475	G5A0643	928	928	928	1087

Description	W	D	H	SH	Code	Price, GBP (RRP)			
-------------	---	---	---	----	------	------------------	--	--	--

W - width
D - depth
H - height
SH - seat height

Castors: **O 1**

Castors type: **C**

A Leather look: Valencia C5	A Fabric: Cyber	A Fabric:	
		Velito	Synergy
B Leather look: Valencia C5	B Leather look / Fabric: Valencia C5, RNN, Cyber	B Leather look / Fabric:	
		Valencia C5, RNN, Velito	Valencia C5, RNN, Synergy

Painted metal: **MA01 MA02 MA03 MA06 MA07**



Armchair. Steel framework. Entirely moulded in cold-cure polyurethane. Base: swivelling, pyramid type powder-coated wire steel with castors. The seat height is not adjustable.

680 680 785 475 G5A0643 **968 968 968 1131**

Castors: **O 1**

A Leather look: Valencia C5	A Fabric: Cyber	A Fabric:	
		Velito	Synergy
B Leather look: Valencia C5	B Leather look / Fabric: Valencia C5, RNN, Cyber	B Leather look / Fabric:	
		Valencia C5, RNN, Velito	Valencia C5, RNN, Synergy

Painted metal: **MA01 MA02 MA03 MA04 MA05**



Armchair. Steel framework. Entirely moulded in cold-cure polyurethane. Base: swivelling, height adjustable, 5-star die-cast polished aluminium with 65 mm castors.

735 735 700 - 830 370 - 500 G5A0319 **965 965 965 1127**



Armchair. Steel framework. Entirely moulded in cold-cure polyurethane. Base: swivelling, height adjustable, 5-star black powder-coated aluminium with 65 mm castors.

735 735 700 - 830 370 - 500 G5A0328 **802 802 802 965**



Armchair. Steel framework. Entirely moulded in cold-cure polyurethane. Base: swivelling, height adjustable, 5-star black plastic with 65 mm castors.

735 735 700 - 830 370 - 500 G5A0324 **754 754 754 917**

W - width
D - depth
H - height
SH - seat height

Description	W	D	H	SH	Code	Price, GBP (RRP)			
						A Leather look: Valencia C5	A Fabric: Cyber	A Fabric: Velito Synergy	
						B Leather look: Valencia C5	B Leather look / Fabric: Valencia C5, RNN, Cyber	B Leather look / Fabric: Valencia C5, RNN, Velito Valencia C5, RNN, Synergy	



Armchair. Steel framework. Entirely moulded in cold-cure polyurethane. Swivel mechanism with height adjustment. 4-star base: polished die-cast aluminium on glides.

775 775 705 - 375 - G5A0317 **935 935 935 1094**
835 505



Armchair. Steel framework. Entirely moulded in cold-cure polyurethane. Swivel mechanism with height adjustment. 4-star base: black powder-coated aluminium on glides.

775 775 705 - 375 - G5A0318 **780 780 780 942**
835 505



High back lounge chair. Steel framework. Entirely moulded in cold-cure polyurethane. Swivel mechanism with height adjustment. 4-star base: polished die-cast aluminium on glides.

875 875 1260 - 420 - G5A0326 **1604 1604 1604 1815**
1390 550



High back lounge chair. Steel framework. Entirely moulded in cold-cure polyurethane. Swivel mechanism with height adjustment. 4-star base: black powder-coated aluminium on glides.

875 875 1260 - 420 - G5A0327 **1434 1434 1434 1645**
1390 550

Glides: - +

A Leather look: Valencia C5	A Fabric: Cyber	A Fabric: Velito Synergy	
B Leather look: Valencia C5	B Leather look / Fabric: Valencia C5, RNN, Cyber	B Leather look / Fabric: Valencia C5, RNN, Velito Valencia C5, RNN, Synergy	
Solid wood: NB01 NB02			



High back lounge chair. Steel framework. Entirely moulded in cold-cure polyurethane. Base: solid ash wood on glides.

830 840 1245 400 G5A0325 **1645 1645 1645 1855**

POLYTONE-C

visitor, conference & dining chairs

Quality standard

- EN 16139:2013



FEATURES

- Different bases available: plastic or wooden legs, steel pyramid base
- Available with plastic or upholstered seat

TECHNICAL INFORMATION

Types

- Visitor, conference & dining chairs.

Seat and back

- Seat and back made from high quality PP (polypropylene) plastic;
- Upholstered seat made from foam (density HR5050) 20 mm thick and upholstered with fabric or leather look.

Bases

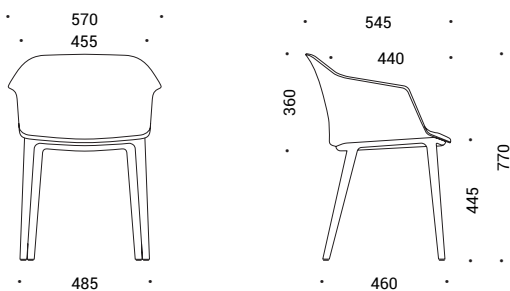
- Plastic base made from high quality PP (polypropylene) plastic, fixed with metal fittings, always black;
- Wooden legs, lacquered natural or lacquered and stained black ash solid wood, fixed with metal fittings, round plastic glides with or without felt;
- Pyramid (four-star) base from bend Ø20 mm steel rod, external Ø680 mm, powder coated, with castors.

Castors

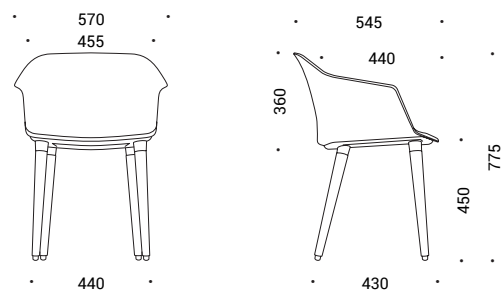
- Rubber free wheel castors for hard floor, Ø65 mm;
- PA (polyamide) free wheel castors for soft floor, Ø65 mm;
- Rubber free wheel hollow castors for hard floor, Ø65 mm;
- PA (polyamide) free wheel hollow castors for soft floor, Ø65 mm.

RANGE

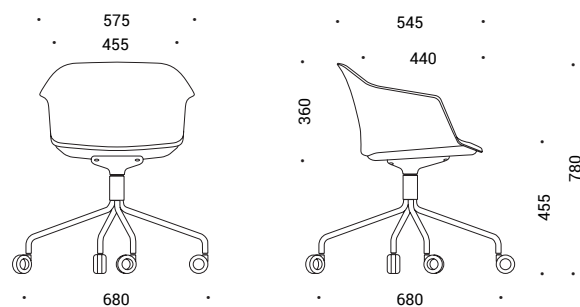
Chairs with plastic legs



Chairs with wooden legs




Chairs with pyramid base and castors



ORDERING EXAMPLE

Code structure



G5A0063.	GA03.	TC06.	NB01.	1
Product	Cushion	Plastic Seat	Wooden legs	Glides

	Description	W	D	H	SH	Code	Price, GBP (RRP)				
--	-------------	---	---	---	----	------	------------------	--	--	--	--

Fabric (cushion):

Without cushions	Berta, Era, Bondai	Xtreme Plus, RNN, Austea, Step & Step Melange	Valencia C5, Cyber, Dream, Velito, Synergy	Steelcut Trio 3
------------------	--------------------	---	--	-----------------

Plastic seat:

TC07 TC06 TC01 TC02 TC00

Painted metal base: TC01



Visitor chair. Plastic shell can be with or without upholstered seat pad. Nylon 4-leg base. Transparent soft plastic glides.

570	545	770	445	G5A0062	229	288	307	325	347
-----	-----	-----	-----	---------	------------	------------	------------	------------	------------

Glides: 1 0

Fabric (cushion):

Without cushions	Berta, Era, Bondai	Xtreme Plus, RNN, Austea, Step & Step Melange	Valencia C5, Cyber, Dream, Velito, Synergy	Steelcut Trio 3
------------------	--------------------	---	--	-----------------

Plastic seat:

TC07 TC06 TC01 TC02 TC00

Wood:

NB01 NB02



Visitor chair. Plastic shell can be with or without upholstered seat pad. Natural ash wood 4 leg base on glides.

570	545	775	450	G5A0063	366	418	440	458	477
-----	-----	-----	-----	---------	------------	------------	------------	------------	------------

Description	W	D	H	SH	Code	Price, GBP (RRP)				
-------------	---	---	---	----	------	------------------	--	--	--	--

Castors: 1 0

Castors type: F

Fabric (cushion):

Without cushions	Berta, Era, Bondai	Xtreme Plus, RNN, Austea, Step & Step Melange	Valencia C5, Cyber, Dream, Velito, Synergy	Steelcut Trio 3
------------------	--------------------	---	--	-----------------

Plastic seat:

TC07 TC06 TC01 TC02 TC00

Painted metal base:

MA01 MA02 MA3 MA06 MA07



Swivel visitor chair. Plastic shell can be with or without upholstered seat pad. Pyramid type powder-coated wire steel base with castors. The seat height is not adjustable.

680	680	780	455	G5A0065	484	540	554	577	595
-----	-----	-----	-----	---------	-----	-----	-----	-----	-----

Castors: 1 0

Castors type: C

Fabric (cushion):

Without cushions	Berta, Era, Bondai	Xtreme Plus, RNN, Austea, Step & Step Melange	Valencia C5, Cyber, Dream, Velito, Synergy	Steelcut Trio 3
------------------	--------------------	---	--	-----------------

Plastic seat:

TC07 TC06 TC01 TC02 TC00

Painted metal base:

MA01 MA02 MA3 MA06 MA07



Swivel visitor chair. Plastic shell can be with or without upholstered seat pad. Pyramid type powder-coated wire steel base with castors. The seat height is not adjustable.

680	680	780	455	G5A0065	517	577	599	617	639
-----	-----	-----	-----	---------	-----	-----	-----	-----	-----

POLYTONE-L

visitor, conference & dining chairs



FEATURES

- Stackable
- Different bases available: sled, 4-leg with glides, 4-leg with armrests and glides, 4-leg with castors, 4-leg with armrests and castors or high 4-leg stool
- Available with plastic or upholstered seat

QUALITY STANDARD

- LST EN 16139:2013

TECHNICAL INFORMATION

Types

- Visitor, conference & dining chairs
- High chairs

Seat and back

- Seat and back made from high quality PP (polypropylene) plastic;
- Upholstered seat made from foam (density HR5050) 20 mm thick and upholstered with fabric or leather look.

Castors

- Rubber free wheel castors for hard floor, Ø50 mm;
- PA (polyamide) free wheel castors for soft floor, Ø50 mm.

Accessories

- Right-hand folding table (for chairs with armrests only) – body made out of plastic, tabletop from 16 mm MFC (melamine) with ABS edging;
- Trolley for transporting chairs (except with high frame).
- Chair connectors available for both 4-leg and sled type bases.

Bases

- Powder coated 4-leg frame, Ø18 mm steel tube, plastic glides with or without felt;
- Powder coated 4-leg frame with armrests, Ø18 mm steel tube, plastic glides with or without felt, armrests from high quality PP (polypropylene) plastic, matching backrest colour;
- Powder coated 4-leg frame, Ø18 mm steel tube, castors for soft and hard floor;
- Powder coated 4-leg frame with armrests, Ø18 mm steel tube, castors for soft and hard floor, armrests from high quality PP (polypropylene) plastic, matching backrest colour;
- Powder coated sled frame, Ø11 mm steel rod, clear plastic glides with or without felt;

Stacking

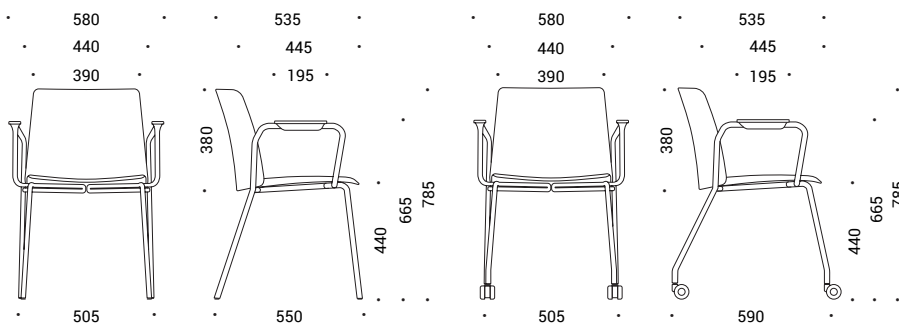
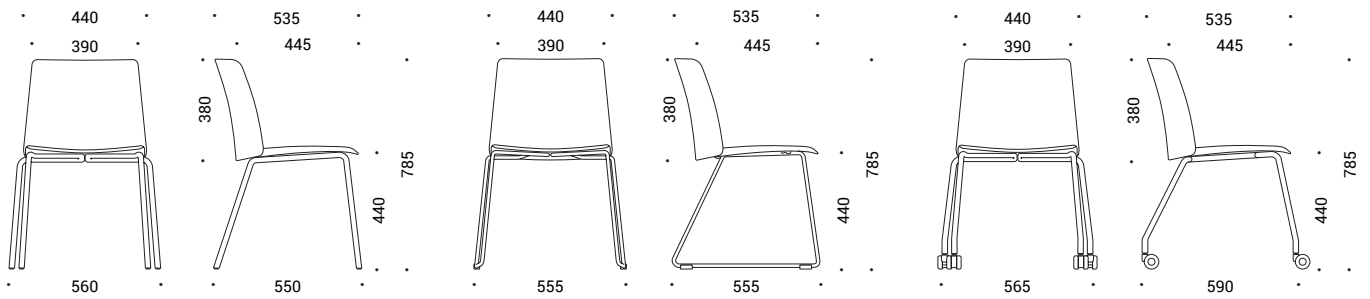
- Chairs with 4-leg frames can be stacked up to 6 pcs;
- Chairs with sled frames – up to 6 pcs;
- Chairs with castors – up to 6 pcs;
- Chairs with armrests – up to 5 pcs.
- Chairs with armrests and castors – up to 5 pcs.

Stacking with trolley

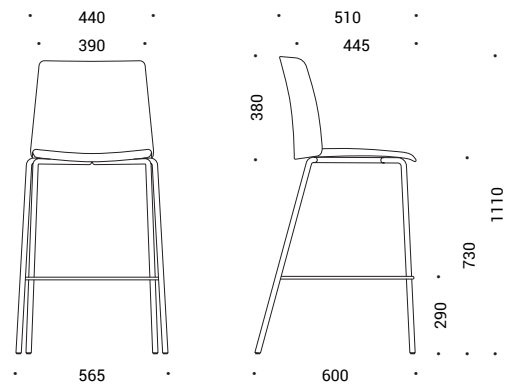
- Chairs with 4-leg frames can be stacked up to 10 pcs;
- Chairs with sled frames – up to 10 pcs;

RANGE

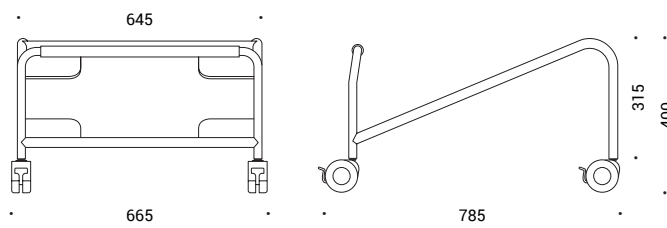
Visitor, conference & dining chairs



High chairs



Trolley



Optional



Connectors for 4-leg base chairs



Connectors for sled base chairs



Right-hand folding table for chairs with armrests

ORDERING EXAMPLE







Code structure



G5A0117.	GA03.	TC07 MA07	1
Product	Fabric	Seat and base colour	Castors



G5A0119.	GA03.	TC07MA07.	1
Product	Cushion	Seat and base	Glides

Description		W	D	H	SH	Code	Price, GBP (RRP)					
							Glides: 1 0					
							Fabric (cushion):					
							Without cushions	Berta, Era, Bondai	Xtreme Plus, RNN, Austea, Step & Step Melange	Valencia C5, Cyber, Dream, Velito, Synergy	Steelcut Trio 3	
							Seat and base:					
							TC07MA07	TC06MA06	TC01MA01	TC02MA02	TC00MA03	
	Conference chair. Plastic shell can be with or without upholstered seat pad. Powder-coated steel 4-leg frame on glides. Stackable (up to 6 chairs). With trolley (up to 10 chairs).	560	550	785	440	G5A0114	192	248	270	292	310	
	3 units G5A0114 per box	560	550	785	440	G5A0122	565	732	798	865	920	
	Conference chair with armrests. Plastic shell can be with or without upholstered seat pad. Powder-coated steel 4-leg frame with armrests on glides. Armrests with plastic finish. Stackable (up to 5 chairs).With trolley (up to 10 chairs).	580	550	785	440	G5A0115	333	392	410	436	455	
	3 units G5A0115 per box	580	550	785	440	G5A0123	987	1164	1220	1297	1353	
	Conference chair. Plastic shell can be with or without upholstered seat pad. Powder coated wire steel frame on glides. Stackable (up to 6 chairs). With trolley (up to 10 chairs).	555	555	785	440	G5A0116	218	277	296	314	333	
	3 units G5A0116 per box	555	555	785	440	G5A0124	643	821	876	931	987	

	Description	W	D	H	SH	Code	Price, GBP (RRP)				
--	-------------	---	---	---	----	------	------------------	--	--	--	--

Castors: 1 0

Fabric (cushion):



Conference chair with castors. Plastic shell can be with or without upholstered seat pad. Powder-coated steel 4-leg frame on castors. Stackable (up to 6 chairs). With trolley (up to 6 chairs).

565 590 785 440 G5A0117

Without cushions	Berta, Era, Bondai	Xtreme Plus, RNN, Austea, Step & Step Melange	Valencia C5, Cyber, Dream, Velito, Synergy	Steelcut Trio 3
------------------	--------------------	---	--	-----------------

Seat and base:

TC07MA07 TC06MA06 TC01MA01 TC02MA02 TC00MA03

288 340 362 381 399



3 units G5A0117 per box

565 590 785 440 G5A0125

854 1009 1076 1131 1186



Conference chair with armrests and castors. Plastic shell can be with or without upholstered seat pad. Powder-coated steel 4-leg frame with armrests on castors. Armrests with plastic finish. Stackable (up to 5 chairs). With trolley (up to 5 chairs).

580 590 785 440 G5A0118

370 425 444 469 488



3 units G5A0118 per box

580 590 785 440 G5A0126

1098 1264 1319 1397 1453

Glides: 1 0

Fabric (cushion):

Without cushions	Berta, Era, Bondai	Xtreme Plus, RNN, Austea, Step & Step Melange	Valencia C5, Cyber, Dream, Velito, Synergy	Steelcut Trio 3
------------------	--------------------	---	--	-----------------

Seat and base:

TC07MA07 TC06MA06 TC01MA01 TC02MA02 TC00MA03



High chair. Plastic shell can be with or without upholstered seat pad. Powder-coated steel 4-leg frame on glides. Stackable (up to 6 chairs).

565 600 1110 760 G5A0119




296 351 370 388 407



3 units G5A0119 per box

565 600 1110 760 G5A0127

876 1042 1098 1153 1209

	Description	W	D	H	SH	Code	Price, GBP (RRP)
							Accessories
	Trolley for transport and easy hanging of stackable chairs.	665	785	400		G5Z0001	399
	Connector, which allows linkage of the chairs to lines (only for models with wire steel frame)					G5Z0004	30
	Connectors, which allows linkage of the chairs to lines (only for models with steel 4-leg frame).					G5Z0005	30

POLYTONE-O

visitor, conference
& dining chairs



FEATURES

- Stackable
- Suitable for indoor-outdoor use
- Made from high quality plastic or recycled plastic
- Available with or without armrests

QUALITY STANDARD

- LST EN 16139:2013

TECHNICAL INFORMATION

Types

- Visitor, conference & dining chairs

Seat and back

- Seat and back made from high quality PP (polypropylene) plastic or recycled plastic;
- Chair possible with or without armrests in one colour, made from high quality PP (polypropylene) plastic or recycled plastic.

Bases

- 4 leg base, made out of high quality PP (polypropylene) plastic.

Glides

- Transparent soft plastic glides.

Accessories

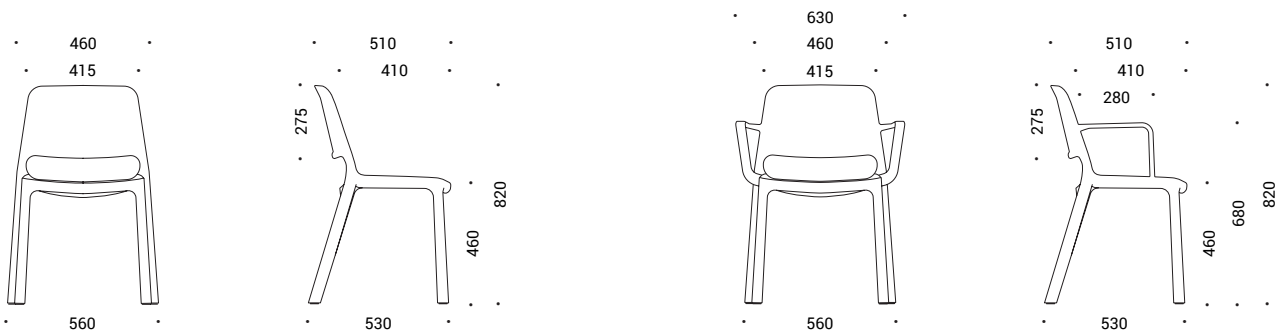
- Trolley for transporting chairs.

Stacking / Stacking with trolley

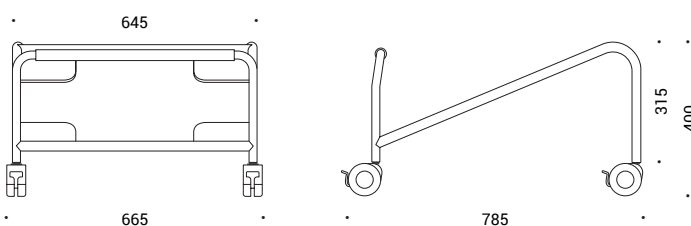
- Chairs without armrests can be stacked up to 10 pcs.;
- Chairs with armrests – up to 5 pcs.

RANGE

Visitor, conference & dining chairs



Trolley



ORDERING EXAMPLE

Code structure



SPO003. TB02

Product

Chair colour

	Description	W	D	H	SH	Code	Price, GBP (RRP)
--	-------------	---	---	---	----	------	------------------

Plastic:

TC07 TC06 TC00 TB02 TB03



4 legs plastic chair. Transparent soft plastic glides. Stackable (up to 10 chairs). With trolley (up to 10 chairs).

560 530 820 460 G5A0066

255



4 units G5A0066 per box

560 530 820 460 G5A0067

1005



4 legs plastic chair with armrests. Transparent soft plastic glides. Stackable (up to 5 chairs). With trolley (up to 5 chairs).

630 530 820 460 G5A0068

281



4 units G5A0068 per box

630 530 820 460 G5A0069

1109

Accessories



Trolley for transport and easy hanging of stackable chairs.

665 785 400 G5Z0001

399

CANNIE

Seat

Legs

Footrest

Glides



Technical information

Types

- High stool (1)
- Medium high stool (2)
- Stool (3)

Seat

- Seat outer cover made of 100% post industrial waste PA (nylon) plastic, reinforced with fiberglass;
- Upholstery plate made of 100% post industrial waste ABS (acrylonitrile butadiene styrene) plastic;
- Upholstered seat made of moulded polyurethane (PU) and upholstered with fabric or leather look.

Legs

- Wooden legs;
- Lacquered natural or lacquered and stained black ash solid wood;
- Fixed with metal fittings.


Footrest

- Fixed height, made of 100% post industrial waste PA (nylon) plastic, reinforced with fiberglass;
- Fixed with metal fittings.

Glides

- Round glides for soft and hard floors.


1



2

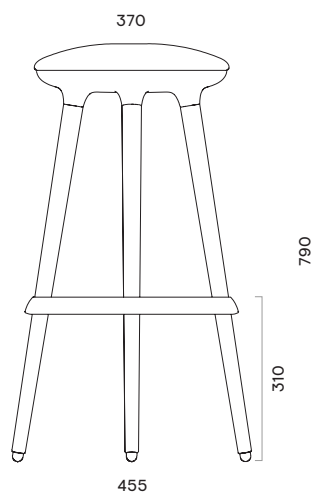


3

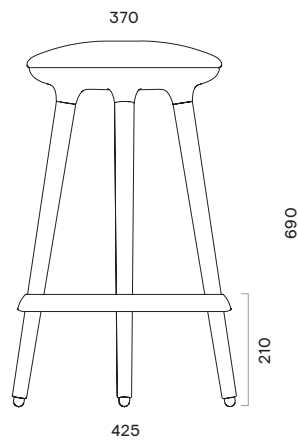


Range

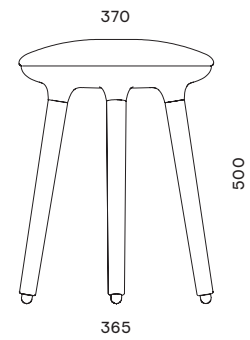
High stool*



Medium high stool*



Stool*



*Maximum load – 110 kg.

Ordering example

G5A0013.	GA01.	TB04.	NB01.	1
Product	Fabric	Seat shell and footring	Wooden legs	Glides

Description	W	D	H	Code	Price, GBP (RRP)				
					Fabric	Leather look/ Fabric	Leather look/ Fabric	Fabric	
Glides: 1 0									
					Berta, Era	Xtreme Plus, RNN, Austea, Step & Step Melange	Valencia C5, Cyber, Dream, Velito, Synergy	Steelcut Trio 3	
Recycled plastic seat shell and footring: TB04 TB05 TB06 TB07 TB08 TB09									
Solid wood legs: NB01 NB02									
	High stool. For 1050 mm height desks. Upholstered seat pad with plastic seat shell. Natural ash wood 4 leg base with plastic footring and glides.	455	455	790	G5A0013	370	377	388	403
	Medium high stool. For 900 mm height desks. Upholstered seat pad with plastic seat shell. Natural ash wood 4 leg base with plastic footring and glides.	425	425	690	G5A0020	351	359	370	384
	Stool. For 740 mm height desks. Upholstered seat pad with plastic seat shell. Natural ash wood 4 leg base on glides.	370	370	500	G5A0021	292	299	310	325

WAIT chair family



TECHNICAL INFORMATION

Types

- Visitor, conference & dining chairs
- High chairs

Seat and back

- Seat made of high quality plastic (PP - polypropilene), covered with foam (density (H5050). Upholstered with fabric or leather;
- Back made of high quality plastic PP.

Trolley

- Capacity for 4-legs base frame chairs 10 pcs.
- Capacity for sled base frame chairs 16 pcs.

Bases

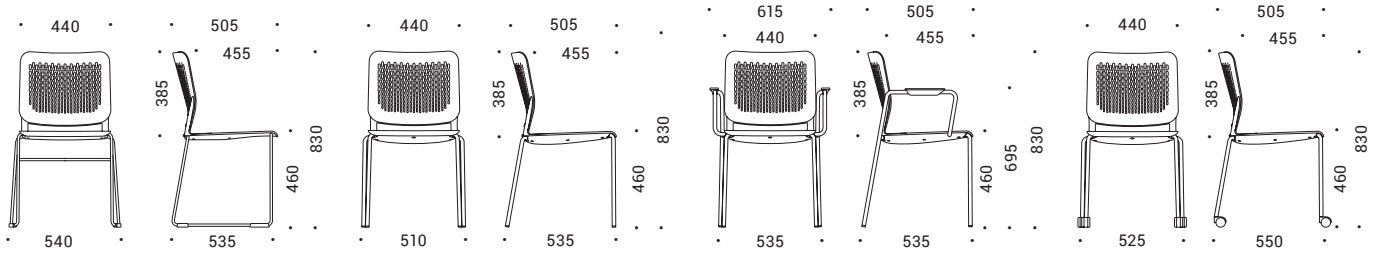
- Chromed-plated sled frame, Ø11 mm;
- Four-leg chromed steel frame, Ø18 mm;
- Four-leg chromed steel frame Ø18 mm with Ø18 mm integrated armrests on the frame with plastic finish (PP – polypropilene pad);
- Four-leg chromed steel frame, Ø18 mm with castors.

Castors

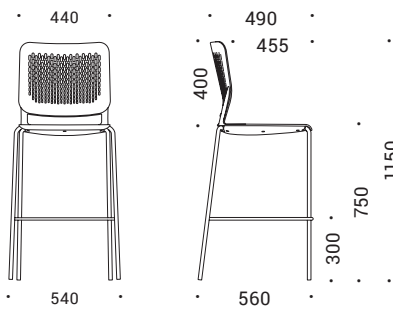
- PA (polyamide) free wheel castors for soft floor, Ø50 mm (G5A0303 only).

RANGE

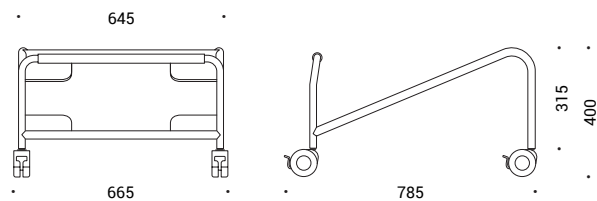
Visitor, conference & dining chairs




High chairs



Trolley



Optional



Right-hand folding table



Connectors

ORDERING EXAMPLE

Code structure



G5A0312.

GE02.

TC00

Product

Fabric

Plastic

	Description	W	D	H	SH	Code	Price, GBP (RRP)
--	-------------	---	---	---	----	------	------------------

W - width
D - depth
H - height
SH - seat height

Plastic:
TC00 TC01 TC02 TC03 TC04
TC05



Conference chair. Plastic seat and backrests, chrome-plated four-leg steel frame. Stackability: 6 units.

510 535 830 460 G5A0300

192

3 units G5A0300 per box

510 535 830 460 G5A0410

565



Conference chair with armrests. Plastic seat and backrests, chrome-plated four-leg steel frame. Stackability: 6 units.

535 535 830 460 G5A0301

274

3 units G5A0301 per box

535 535 830 460 G5A0411

809



Conference chair. Plastic seat and backrests, chrome-plated wire steel frame. Stackability: 10 units.

540 535 830 460 G5A0302

192

3 units G5A0302 per box

540 535 830 460 G5A0412

565



Conference chair. Plastic seat and backrests, chrome-plated four-leg steel frame with castors.

525 550 830 460 G5A0303

207

3 units G5A0303 per box

525 550 830 460 G5A0241






610










High chair. Plastic seat and backrest, chrome-plated four-leg steel frame. Stackability: 6 units.

540 560 1150 750 G5A0304

303

	Description	W	D	H	SH	Code	Price, GBP (RRP)					
W - width D - depth H - height SH - seat height							Fabric:	Leather look/ Fabric:	Fabric:			
							Bondai, Berta, Era	RNN, Xtreme Plus, Step/Step Melange	Velito, Synergy			
							Plastic (backrest):					
							TC00	TC01	TC02	TC03	TC04	TC05
	Conference chair. Upholstered seat, plastic backrests, chrome-plated four-leg steel frame, stackable. Stackability: 6 units.	510	535	830	460	G5A0310	218	222	233	233		
	3 units of G5A0310 per box	510	535	830	460	G5A0414	643	654	687	687		
	Conference chair with armrests. Upholstered seat, plastic backrests, chrome-plated four-leg steel frame. Stackability: 6 units.	535	535	830	460	G5A0311	307	310	325	325		
	3 units G5A0311 per box	535	535	830	460	G5A0415	909	920	965	965		
	Conference chair. Upholstered seat, plastic backrests, chrome-plated wire steel frame. Stackability: 10 units.	540	535	850	460	G5A0312	218	222	233	233		
	3 units G5A0312 per box	540	535	850	460	G5A0416	643	654	687	687		
	Conference chair. Upholstered seat, plastic backrests, chrome-plated four-leg steel frame with castors.	525	550	830	460	G5A0313	225	229	244	244		
	3 units G5A0313 per box	525	550	830	460	G5A0238	665	676	721	721		
	High chair. Upholstered seat, plastic backrests, chrome-plated four-leg steel frame. Stackability: 6 units.	540	550	1150	750	G5A0314	325	329	347	347		

	Description	W	D	H	SH	Code	Price, GBP (RRP)					
							Fabric:	Leather look/ Fabric:	Fabric:			
							Bondai, Berta, Era	RNN, Xtreme Plus, Step/Step Melange	Velito, Synergy			
							Plastic parts:					
							TC00	TC01	TC02	TC03	TC04	TC05
	Conference chair with armrests. Upholstered seat and backrest, chrome-plated four-leg steel frame. Stackability: 6 units.	435	535	830	460	G5A0321	329	344	377			
	3 units G5A0321 per box	435	535	830	460	G5A0419	976	1020	1120			
	Conference chair. Upholstered seat and backrest, chrome-plated wire steel frame, stackable. Stackability: 10 units.	540	535	830	460	G5A0322	248	266	296			
	3 units G5A0322 per box	540	535	830	460	G5A0420	732	787	876			
	Conference chair. Upholstered seat and backrest, chrome-plated four-leg steel frame with castors.	525	550	830	460	G5A0323	255	274	303			
	3 units G5A0323 per box	525	550	830	460	G5A0239	754	809	898			
	Conference chair. Upholstered seat and backrest, chrome-plated four-leg steel frame, stackable. Stackability: 6 units.	510	535	830	460	G5A0320	248	266	296			
	3 units G5A0320 per box	510	535	830	460	G5A0418	732	787	876			

	Description	W	D	H	SH	Code	Price, GBP (RRP)
							Accessories
W - width D - depth H - height SH - seat height							
	Trolley for transport and easy hanging of stackable chairs.	665	785	400		G5Z0001	399
	Right - hand folding table (available only on chairs with armrests).	250	356	616		G5Z0002	107
	Connectors, which allows linkage of the chairs to lines (only for models with wire steel frame G5A0302, G5A0312, G5A0322)					G5Z0003	18

GAMA visitor, conference & dining chairs

QUALITY STANDARD

- EN 16139:2013 including correction
- EN 16139:2013/AC:2013



TECHNICAL INFORMATION

Types

- Visitor, conference & dining chairs

Seat

- Lower part made of PP (polypropylene);
- Foam made of cut foam (density H5050);
- Upholstered with fabric or leather.

Back

- Frame made of black plastic;
- Foam made of cut foam (density H5050) (fabric upholstery);
- Upholstered with fabric, leather or mesh.

Armrests

- Integrated armrests with plastic pads.

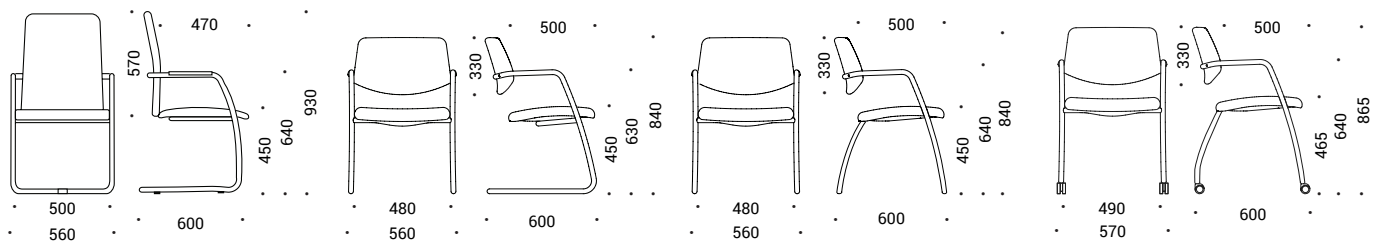
Bases

- 4-leg chromed or powder-coated steel frame with plastic glides, Ø25 mm;
- 4-leg chromed or powder-coated steel frame with castors, Ø25 mm;
- Cantilever chromed or powder-coated steel frame with plastic glides, Ø25 mm.

Castors

- Rubber free wheel castors for hard floor, Ø50 mm;
- PA (polyamide) free wheel castors for soft floor, Ø50 mm

RANGE








ORDERING EXAMPLE

Code structure



G5A0146.	GS84.	FG01.	MB01.	1
Product	Fabric	Mesh	Metal	Castors

W - width
D - depth
H - height
SH - seat height

Description		W	D	H	SH	Code	Price, GBP (RRP)				
							Fabric:	Leather look/ Fabric:	Fabric:	Fabric:	Genuine leather:
							Berta, Bond-ai, Era	Xtreme Plus, RNN, Austea, Step & Step Melange	Valencia C5, Cyber, Dream, Velito, Synergy	Steelcut Trio 3	DNN
							Metal part: MA01 MA02 MB01				
	Four - legged visitor chair. Steel frame can be chromed or powder-coated. Integrated armrests with plastic finish. Stackable (up to 6 chairs).	560	600	840	450	G5A0141	299	314	340	384	455
	2 units of G5A0141 per box.	560	600	840	450	G5A0401	591	621	673	761	902
	Cantilever visitor chair. Steel frame can be chromed or powder-coated. Integrated armrests with plastic finish. Stackable (up to 6 chairs).	560	600	840	450	G5A0140	299	314	340	384	455
	2 units of G5A0140 per box.	560	600	840	450	G5A0400	591	621	673	761	902
	Cantilever visitor chair. Steel frame can be chromed or powder-coated. Integrated armrests with plastic finish. Stackable (up to 6 chairs).	560	600	930	450	G5A0142	340	370	425	492	584
	2 units of G5A0142 per box.	560	600	930	450	G5A0404	673	732	843	976	1161
							Castors: 1 0				
							Fabric:	Leather look/ Fabric:	Fabric:	Fabric:	Genuine leather:
							Berta, Bond-ai, Era	Xtreme Plus, RNN, Austea, Step & Step Melange	Valencia C5, Cyber, Dream, Velito, Synergy	Steelcut Trio 3	DNN
							Metal part: MA01 MA02 MB01				
	Visitor chair. Four legged with castors. Steel frame can be chromed or powder-coated. Integrated armrests with plastic finish.	570	600	865	465	G5A0147	314	329	370	407	484
	Four - legged visitor chair. Seat upholstered with fabric, backrest with mesh. Steel frame can be chromed or powder-coated. Integrated armrests with plastic finish. Stackable (up to 6 chairs).	560	600	840	450	G5A0145	307	314	340	359	377
	2 units of G5A0145 per box.	560	600	840	450	G5A0402	606	621	673	710	747

W - width
D - depth
H - height
SH - seat height

Description	W	D	H	SH	Code	Price, GBP (RRP)				
-------------	---	---	---	----	------	------------------	--	--	--	--

Fabric:	Leather look / Fabric:	Fabric:	Fabric:	Genuine leather:
Berta, Bond-ai, Era	Xtreme Plus, RNN, Austea, Step & Step Melange	Valencia C5, Cyber, Dream, Velito, Synergy	Steelcut Trio 3	DNN

Mesh: **FG01 FG02 FP01 FP02 FP03**

Metal part: **MA01 MA02 MB01**



Cantilever visitor chair. Seat upholstered with fabric, back-rest with mesh. Steel frame can be chromed or powder-coated. Integrated armrests with plastic finish. Stackable (up to 6 chairs).

560	600	840	450	G5A0144	307	314	340	359	377
-----	-----	-----	-----	---------	------------	------------	------------	------------	------------

2 units of G5A0144 per box.

560	600	840	450	G5A0403	606	621	673	710	747
-----	-----	-----	-----	---------	------------	------------	------------	------------	------------

Castors: **1 0**

Fabric:	Leather look / Fabric:	Fabric:	Fabric:	Genuine leather:
Berta, Bond-ai, Era	Xtreme Plus, RNN, Austea, Step & Step Melange	Valencia C5, Cyber, Dream, Velito, Synergy	Steelcut Trio 3	DNN

Mesh: **FG01 FG02 FP01 FP02 FP03**

Metal part: **MA01 MA02 MB01**



Visitor chair. Four legged with castors. Seat upholstered with fabric, back-rest with mesh. Steel frame can be chromed or powder-coated. Integrated armrests with plastic finish.

570	600	865	465	G5A0146	325	329	347	366	418
-----	-----	-----	-----	---------	------------	------------	------------	------------	------------

MYAMI

Backrest
with armrests

Seat

Back cushion

Side cushion



Glides

Base

Technical information

Types

- Lounge chair (1)
- Two-seater sofa (2)
- Three-seater sofa (3)

1



2



3



Seat

- Single-piece construction;
- Solid pine wood with 15 mm plywood components;
- Steel zigzag springs;
- Two layers of HR foam with different densities: HR4030 40 kg/m³ + HR3030 30 kg/m³ and one layer of polyester wadding (regular option);
- Upholstered with fabric without gluing;
- Seat connected to the backrest with armrests using metal fittings.

Backrest with armrests

- Single-piece construction;
- 15 mm chipboard, 15 mm plywood and cardboard components;
- One layer of HR foam HR4250 with a density of 42 kg/m³ and one layer of polyester wadding (regular option);
- Upholstered with fabric without gluing.

Back cushions

- One layer of HR foam HR2313 with a density of 23 kg/m³ and two layers of polyester wadding (regular option);
- Upholstered with fabric without gluing.
- Not attached to the backrest.

Side cushions

- One layer of HR foam HR2313 with a density of 23 kg/m³ and two layers of polyester wadding (regular option);
- Upholstered with fabric without gluing.
- Not attached to the armrests.

Bases

- Powder-coated metal legs from Ø30 mm steel tube, welded to 4 mm thick metal plates and equipped with glides. (1) Glides for soft or hard floors must be specified before ordering.
- Powder-coated metal sled legs made from bent 8x40 mm steel flat bars, welded to 6 mm thick metal plates, and equipped with double-sided glides. (2)
- Solid ash wood legs from Ø60 mm lacquered and stained in light grey or black, with 4 mm thick black powder-coated metal plates and double-sided glides; (3)
- Solid ash wood frame with 40x40 mm legs, lacquered and stained in light grey or black, with 2 mm thick black powder-coated connecting metal plates and double-sided glides; (4)
- The double-sided glides are reversible and can be adjusted during assembly or afterward to suit either soft or hard flooring.

Base type

1



2



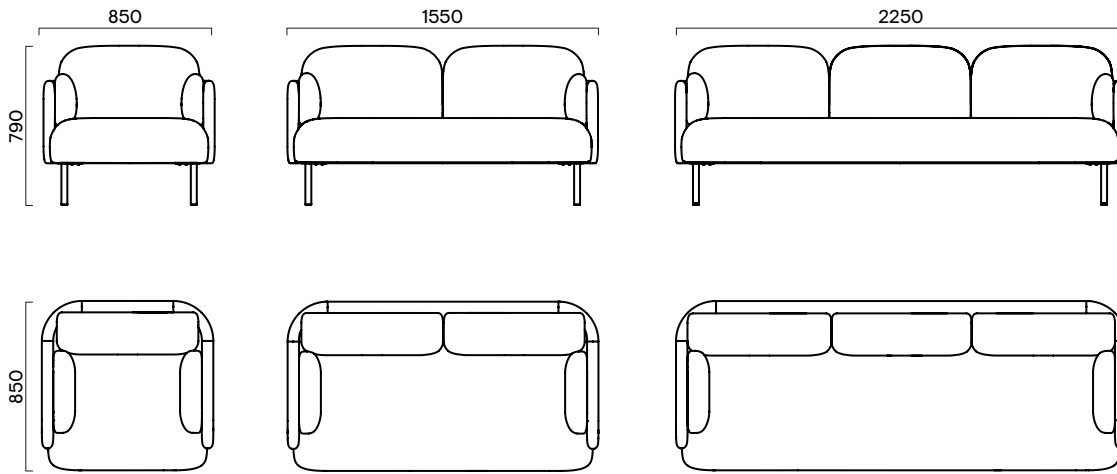
3



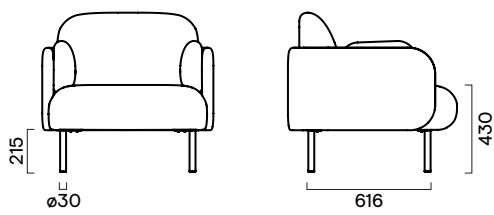
4



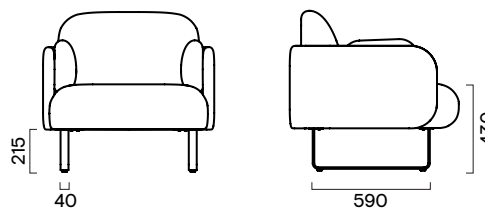
Range



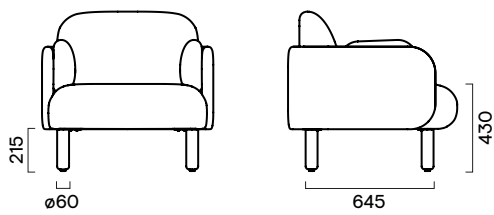
Powder-coated metal legs



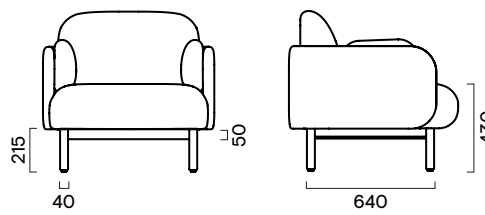
Powder-coated metal sled legs



Solid ash wood legs



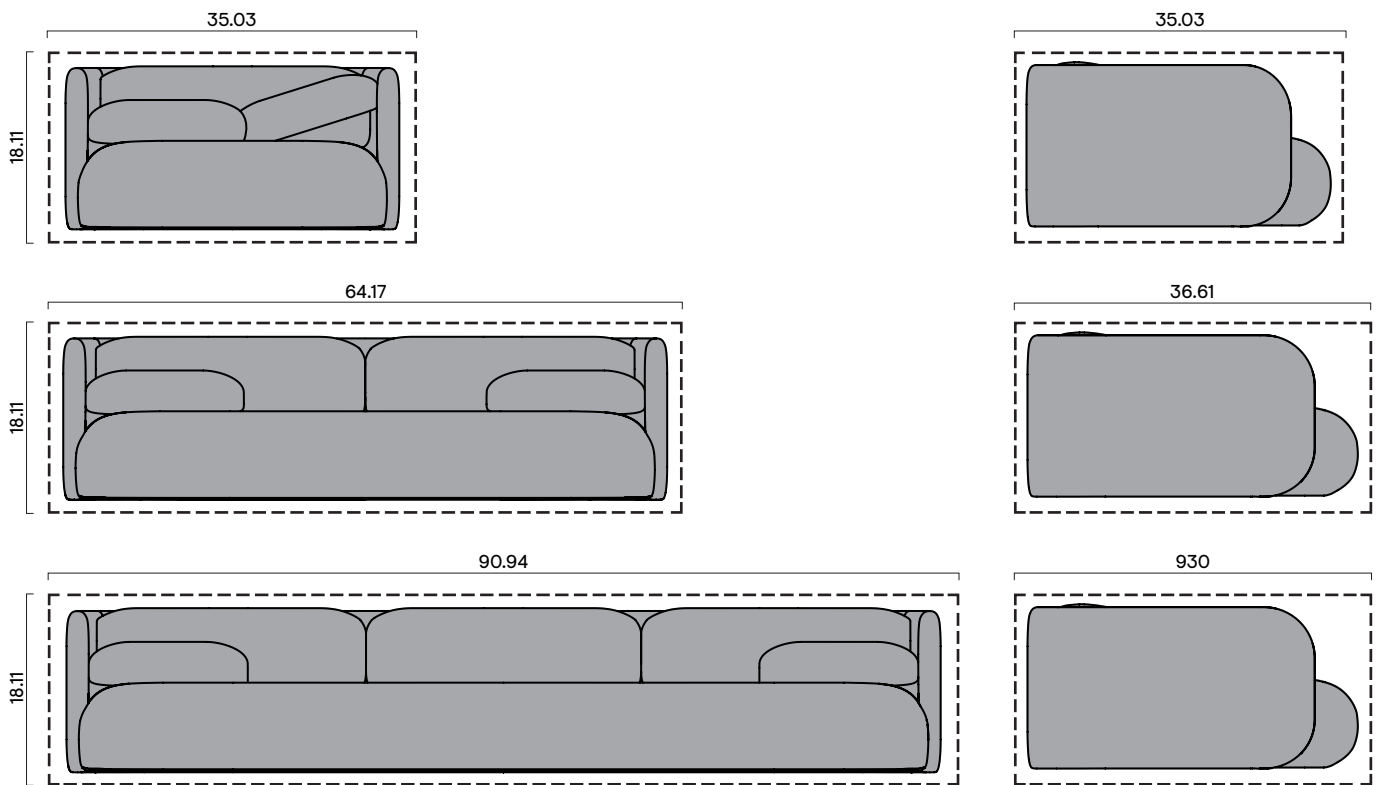
Solid ash wood frame with legs




Additional information

The maximum functional load per one seat is 110 kg.
Soft parts and bases are delivered in two separate packages.
Solid ash wood legs with the frame require on-site assembly.
All bases must be securely attached to the soft part during assembly.

The soft parts packaging:



Ordering example



GQ04
 MA01
 Felt glides (0)

SDM001.	GQ04.	MA01.	0
Product	Fabric	Metal	Glides




GQ04
 MA05

SDM011.	GQ04.	MA05
Product	Fabric	Metal



GQ04
 NB01

SDM021.	GQ04.	NB01
Product	Fabric	Wood



GQ04
 NB01

SDM031.	GQ04.	NB01
Product	Fabric	Wood

Description	W	D	H	SH	Code	Price, GBP (RRP)			
						Fabric	Leather look/Fabric	Fabric	Fabric
						Berta	Austea, Step & Step Melange	Cyber, Dream, Velito, Synergy	Steelcut Trio 3
Metal part: MA01, MA05, MA04, MA02, MA03						Glides: 1, 0			



Lounge chair. Base: powder-coated metal legs with glides.

850 850 790 430 SDM001 **1346 1538 1693 2273**



Two-seater sofa. Base: powder-coated metal legs with glides.

1550 850 790 430 SDM002 **1922 2211 2421 3401**



Three-seater sofa. Base: powder-coated metal legs with glides.

2250 850 790 430 SDM003 **2576 2942 3212 4491**

Fabric	Leather look/Fabric	Fabric	Fabric
Berta	Austea, Step & Step Melange	Cyber, Dream, Velito, Synergy	Steelcut Trio 3
Metal part: MA01, MA05, MA04, MA02, MA03			



Lounge chair. Base: powder-coated metal sled legs with double-sided glides.

850 850 790 430 SDM011 **1401 1593 1748 2328**









Two-seater sofa. Base: powder-coated metal sled legs with double-sided glides.

1550 850 790 430 SDM012 **1977 2266 2476 3456**



Three-seater sofa. Base: powder-coated metal sled legs with double-sided glides.

2250 850 790 430 SDM013 **2631 2997 3267 4546**

Description	W	D	H	SH	Code	Price, GBP (RRP)				
						Fabric	Leather look/Fabric	Fabric	Fabric	
						Berta	Austea, Step & Step Melange	Cyber, Dream, Velito, Synergy	Steelcut Trio 3	
						Wood part: NB01, NB02				
 Lounge chair. Base: solid ash wood legs with double-sided glides.	850	850	790	430	SDM021	1460	1652	1807	2387	
 Two-seater sofa. Base: solid ash wood legs with double-sided glides.	1550	850	790	430	SDM022	2036	2325	2535	3515	
 Three-seater sofa. Base: solid ash wood legs with double-sided glides.	2250	850	790	430	SDM023	2690	3056	3326	4605	
 Lounge chair. Base: solid ash wood frame with legs and double-sided glides.	850	850	790	430	SDM031	1538	1730	1885	2465	
 Two-seater sofa. Base: solid ash wood frame with legs and double-sided glides.	1550	850	790	430	SDM032	2191	2480	2690	3670	
 Three-seater sofa. Base: solid ash wood frame with legs and double-sided glides.	2250	850	790	430	SDM033	2960	3326	3596	4875	

SANDIE



Technical information

Types

- Low-back lounge chair (1)
- High-back lounge chair (2)
- Ottoman (3)


1



2



3



Low-back lounge chair

Seat and back

- Steel frame moulded in polyurethane;
- Upholstered with fabric or leather.

Seat cushion

- Made of polyurethane;
- Upholstered with fabric or leather;
- Attached with Velcro.

Mechanism (only with 4-star base)

- Fixed mechanism;
- Polished or black;
- Height adjustment by side lever (finished in chrome).

Gas lift (only with 4-star base)

- Chromed or black;
- 100 mm adjustment range;
- Maximum load of up to 110 kg*.

*Tested according to standard EN 16139, which certifies that the lounge chair can withstand a load of up to 110 kg. Exceeding this limit or improper use may cause damage or injury.

Base

- Powder-coated steel frame, Ø12 mm rod, with plastic glides for soft floors or glides with felt pads for hard floors;
- Swivel 4-star base, polished or black powder-coated aluminium, external Ø875 mm;
- Swivel pyramid-type wooden base with polished or black powder-coated aluminium joint, external Ø845 mm, with plastic glides for soft floors or glides with felt pads for hard floors;
- Solid ash wood base with plastic glides for soft floors or glides with felt pads for hard floors.

Ottoman

Top cushion

- Plywood insert moulded in polyurethane;
- Assembled using metal fittings;
- Upholstered with fabric or leather;
- Maximum load of up to 110 kg*.

*Tested according to standard EN 16139, which certifies that the ottoman can withstand a load of up to 110 kg. Exceeding this limit or improper use may cause damage or injury.

High-back lounge chair

Backrest

- Steel frame moulded in polyurethane;
- Upholstered with fabric or leather.

Seat

- Insert moulded in polyurethane;
- Rigid polyurethane bottom cover;
- Upholstered with fabric or leather.

Mechanism

- Hidden inside the seat;
- Weight-sensitive synchro-mechanism;
- Three locking positions adjusted by side lever (finished in chrome);
- Maximum backrest tilt angle: 16°;
- Backrest connection part made of steel;
- Mechanism made of aluminium.

Cylinder

- Fixed-height cylinder with damping effect;
- Chromed or black.

Base

- Swivel 4-star base, polished or black powder-coated aluminium, external Ø875 mm;
- Swivel pyramid-type wooden base with polished or black powder-coated aluminium joint, external Ø845 mm, with plastic glides for soft floors or glides with felt pads for hard floors.

Cylinder

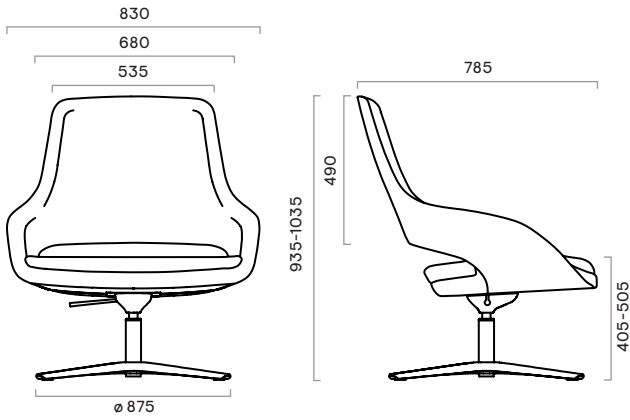
- Fixed-height cylinder with damping effect;
- Chromed or black.

Base

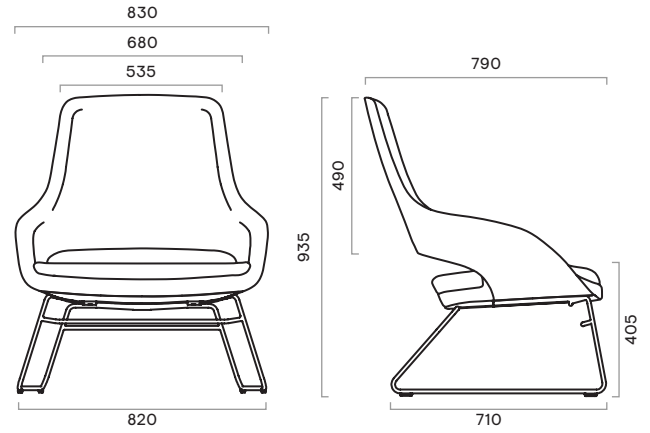
- Swivel 4-star base, polished or black powder-coated aluminium, external Ø775 mm;
- Swivel pyramid-type wooden base with polished or black powder-coated aluminium joint, external Ø740 mm, with plastic glides for soft floors or glides with felt pads for hard floors.

Range

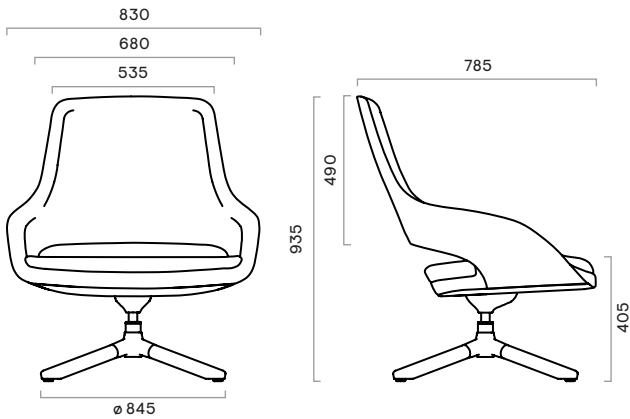
Low-back lounge chair 4-star base



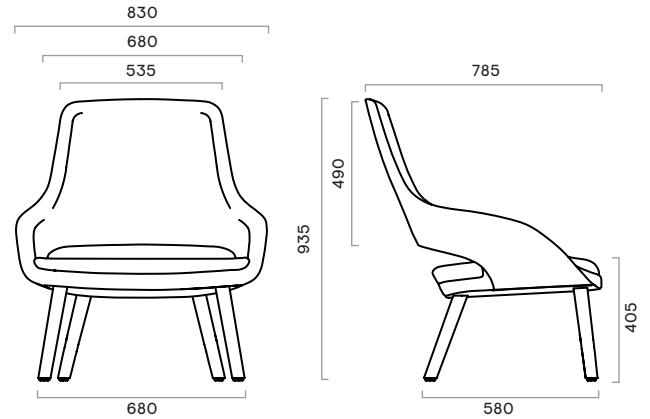
Wire steel frame with glides



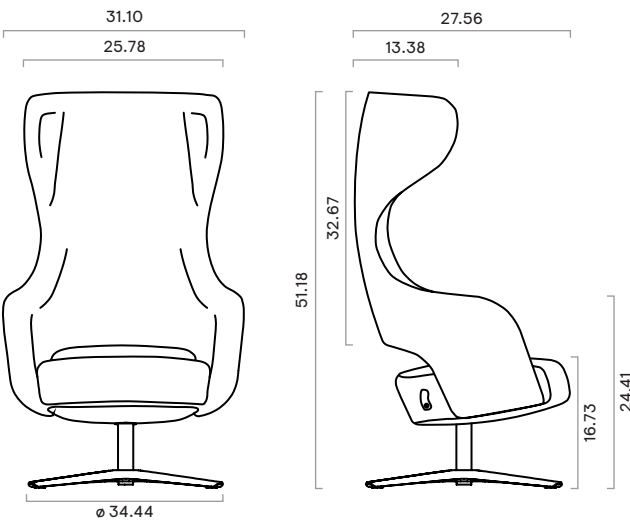
Pyramid-type wooden base



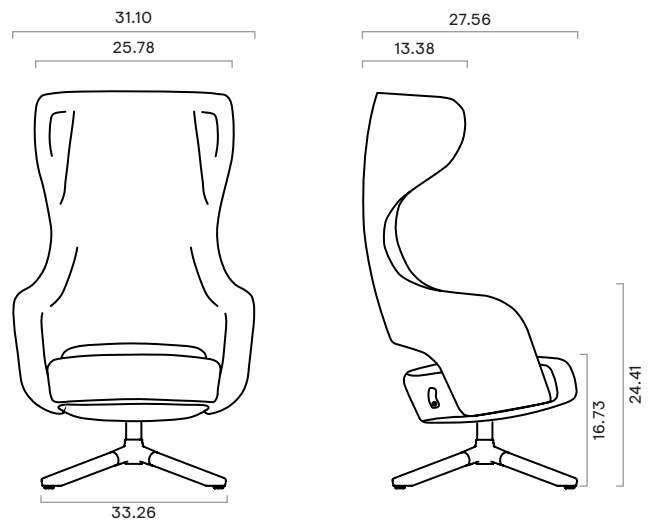
Solid ash wood base



High-back lounge chair 4-star base

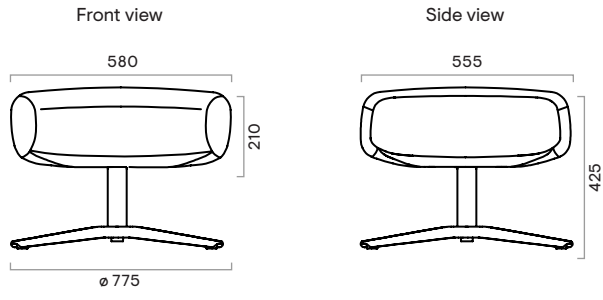


Pyramid-type wooden base

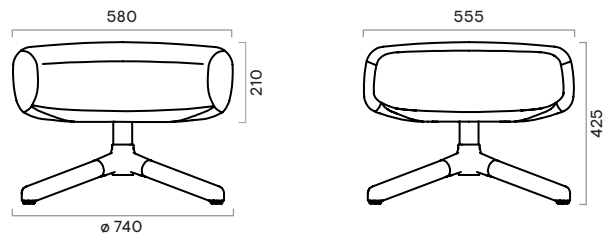


Ottoman

4-star base

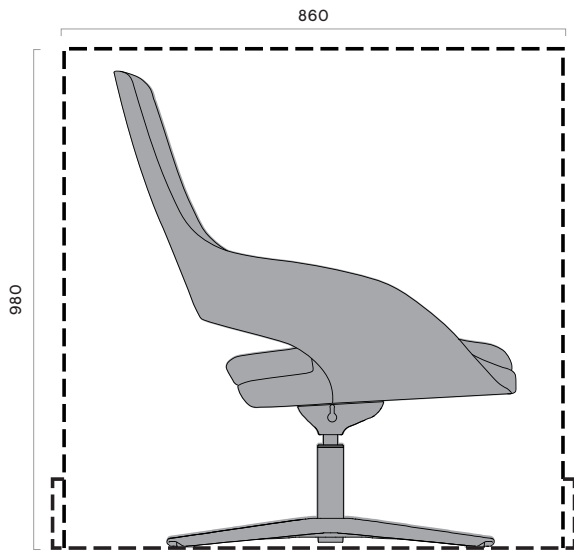


Pyramid-type wooden base

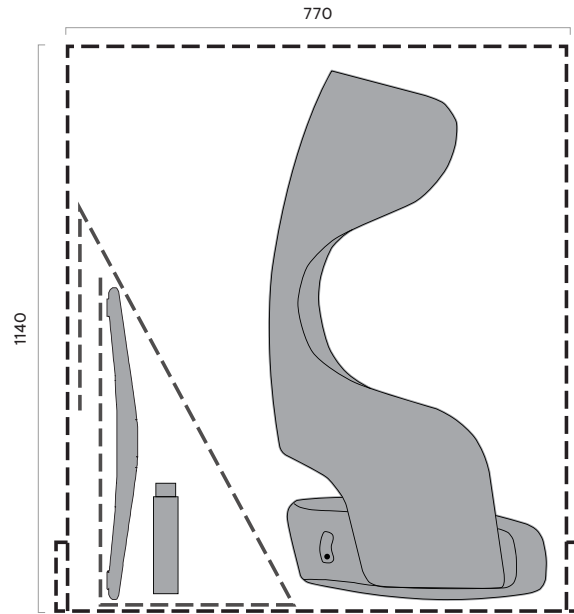


Additional information

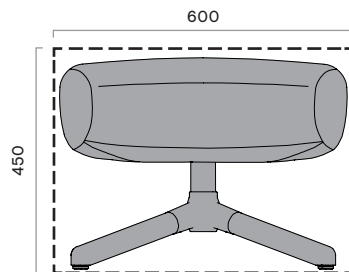
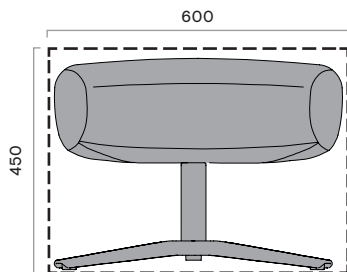
The low-back lounge chair, **with all base options** (steel frame, 4-star base, pyramid-type wooden base, solid ash wood base), is supplied fully assembled.



The high-back lounge chair, **with all base options** (4-star base, pyramid-type wooden base), is supplied partly assembled. The base and gas lift are supplied separately and require on-site assembly.



Ottoman with all base options (4-star base and pyramid-type wooden base) is supplied fully assembled.



Ordering example




GT04

MA01

Glides for soft floor (1)

G5R0125.	GT04.	MA01.	1
Product	Fabric	Painted metal	Glides



GT04

NB01

Glides double sided for soft floor (1)


G5R0130.	GT04.	NB01.	1
Product	Fabric	Solid wood	Glides



GT04

MA01

G5R0124.	GT04	MA01
Product	Fabric	Metal



GT04

MA01

NB01

Glides double sided for soft floor (1)

G5R0129.	GT04.	MA01.	NB01.	1
Product	Fabric	Metal	Solid wood	Glides



G5R0127. GT07. MA01

Product
Fabric
Metal



G5R0132. GT07. MA01. NB01. 1

Product
Fabric
Metal
Solid wood
Glides





G5R0134. GT07. MA01


Product
Fabric
Metal



G5R0136. GT07. MA01


Product
Fabric
Metal




Description	W	D	H	SH	Code	Price, GBP (RRP)				
						Fabric	Leather look/ Fabric	Fabric	Fabric	Genuine leather
						Berta	RNN, Austea, Step Melange	Cyber, Dream, Velito, Synergy	Steelcut Trio 3	DNN
 Low-back lounge chair. Swivel mechanism with height adjustment. 4-star die-cast polished aluminium base with glides.	875	875	935-1035	405-505	G5R0123	1382	1534	1608	1903	2199
 Low-back lounge chair. Swivel mechanism with height adjustment. 4-star black powder-coated aluminium base with glides.	875	875	935-1035	405-505	G5R0124	1323	1475	1552	1848	2144



Description	W	D	H	SH	Code	Price, GBP (RRP)				
						Fabric	Leather look/ Fabric	Fabric	Fabric	Genuine leather
						Berta	RNN, Austea, Step Melange	Cyber, Dream, Velito, Synergy	Steelcut Trio 3	DNN
 Low-back lounge chair. Powder-coated wire steel frame with glides.	830	790	935	405	G5R0125	1249	1401	1475	1774	2070

Metal part: **MA01 MA02 MA03 MA04 MA05**



Glides: **1 0**

Description	W	D	H	SH	Code	Price, GBP (RRP)				
						Fabric	Leather look/ Fabric	Fabric	Fabric	Genuine leather
						Berta	RNN, Austea, Step Melange	Cyber, Dream, Velito, Synergy	Steelcut Trio 3	DNN
 High-back lounge chair. Weight-sensitive synchro mechanism with 3 locking positions. 4-star die-cast polished aluminium base with glides.	790	700	1300	425	G5R0126	1929	2118	2232	2606	2827
 High-back lounge chair. Weight-sensitive synchro mechanism with 3 locking positions. 4-star black powder-coated aluminium base with glides.	790	700	1300	425	G5R0127	1874	2062	2177	2547	2772

Description	W	D	H	SH	Code	Price, GBP (RRP)					
						Fabric	Leather look/ Fabric	Fabric	Fabric	Genuine leather	
						Berta	RNN, Austea, Step Melange	Cyber, Dream, Velito, Synergy	Steelcut Trio 3	DNN	
Solid wood: NB01 (W2) / NB02 (W3)						Glides:					
	Low-back lounge chair. Swivel mechanism without height adjustment. Pyramid-type wooden base with polished aluminium joint with glides.	845	845	935	405	G5R0128	1489	1641	1719	2014	2310
	Low-back lounge chair. Swivel mechanism without height adjustment. Pyramid-type wooden base with a black powder-coated aluminium joint with glides.	845	845	935	405	G5R0129	1471	1623	1700	1996	2292
	Low-back lounge chair. Solid ash wood base with glides.	830	790	935	405	G5R0130	1397	1549	1626	1922	2218

Description	W	D	H	SH	Code	Price, GBP (RRP)					
						Fabric	Leather look/ Fabric	Fabric	Fabric	Genuine leather	
						Berta	RNN, Austea, Step Melange	Cyber, Dream, Velito, Synergy	Steelcut Trio 3	DNN	
Metal part: MA01 MA02 MA03 MA04 MA05						Glides: 1 0					
	High-back lounge chair. Weight-sensitive synchro mechanism with 3 locking positions. 4-star die-cast polished aluminium base with glides.	790	700	1300	425	G5R0126	1929	2118	2232	2606	2827
	High-back lounge chair. Weight-sensitive synchro mechanism with 3 locking positions. 4-star black powder-coated aluminium base with glides.	790	700	1300	425	G5R0127	1874	2062	2177	2547	2772

Description	W	D	H	SH	Code	Price, GBP (RRP)				
						Fabric	Leather look/ Fabric	Fabric	Fabric	Genuine leather
						Berta	RNN, Austea, Step Melange	Cyber, Dream, Velito, Synergy	Steelcut Trio 3	DNN
						Solid wood: NB01 (W2) / NB02 (W3)				
						Glides: 10				
 High-back lounge chair. Weight-sensitive synchro mechanism with 3 locking positions. Swivel mechanism without height adjustment. Pyramid-type wooden base with polished aluminium joint with glides.	845	845	1300	425	G5R0131	2040	2229	2343	2713	2938
 High-back lounge chair. Weight-sensitive synchro mechanism with 3 locking positions. Swivel mechanism without height adjustment. Pyramid-type wooden base with a black powder-coated aluminium joint with glides.	845	845	1300	425	G5R0132	2022	2210	2325	2694	2920
						Fabric	Leather look/ Fabric	Fabric	Fabric	Genuine leather
						Berta	RNN, Austea, Step & Step Melange	Cyber, Dream, Velito, Synergy	Steelcut Trio 3	DNN
 Ottoman. Swivel mechanism without height adjustment. 4-star die-cast polished aluminium base with glides.	775	775	425	425	G5R0133	684	721	758	906	1053
 Ottoman. Swivel mechanism without height adjustment. 4-star black powder-coated aluminium base with glides.	775	775	425	425	G5R0134	628	665	702	850	998

Description	W	D	H	SH	Code	Price, GBP (RRP)					
						Fabric	Leather look/ Fabric	Fabric	Fabric	Genuine leather	
						Berta	RNN, Austea, Step Melange	Cyber, Dream, Velito, Synergy	Steelcut Trio 3	DNN	
Solid wood: NB01 (W2) / NB02 (W3)											
Glides: 10											
	Ottoman. Swivel mechanism without height adjustment. Pyramid-type wooden base with polished aluminium joint with glides.	740	740	425	425	G5R0135	721	758	795	942	1090
	Ottoman. Swivel mechanism without height adjustment. Pyramid-type wooden base with a black powder-coated aluminium joint with glides.	740	740	425	425	G5R0136	702	739	776	924	1072

TWIST&SIT Soft lounge & soft furniture



FEATURES

- Lounge seating system in three different sizes for one, two and three seating places;
- All versions possible in two different backrest types – low-back and high-back;
- Fully assembled, except for version with four-star base;
- Two types of accessories available for high-back version furniture.

QUALITY STANDARD

- LST EN 16139:2013

TECHNICAL INFORMATION

Types

- Lounge chairs and sofas.

Seat and back

- Steel frame molded with polyurethane;
- Possible in low-back or high-back versions and three sizes – one-seater, two-seater and three-seater;
- Upholstered with fabric or leather look, available in two colours (outside and inside).

Mechanism

- Fixed mechanism;
- Height adjustment with side lever;
- Polished or finished in black colour;
- Only for one-seater version.

Gas lift

- Chromed or finished in black colour;
- 130 mm run range;
- Only for one-seater version.

One-seater bases

- Powder coated steel legs from Ø25 mm pipe, plastic glides in black, with or without felt for hard and soft floor;
- Wooden legs, lacquered and stained light grey or black ash solid wood, glued and fixed with metal fittings, plastic glides* in black, double sided, with or without felt for hard and soft floor;
- Four-star base, polished or black painted aluminium, external Ø880 mm.

Two-seater and three-seater bases

- Powder coated steel legs from Ø32 mm pipe, plastic glides in black, with or without felt for hard and soft floor;
- Wooden legs, lacquered and stained light grey or black ash solid wood, glued and fixed with metal fittings, plastic glides in black, with or without felt for hard and soft floor.

*For one-seater with wooden legs glides are two sided and can be mounted and dismounted with screwdriver depending on the floor type – one side is for soft and other side is for hard floor.

Armrests

- In one body with the backrest, connected to the seat with steel plates;
- Steel frame molded with polyurethane;
- Upholstered with same fabric or leather look as the backrest and seat.

Two-seater and three-seater bases frames

- Frame for metal legs: made from rectangular pipes 40x20 mm, assembled under seat and legs connected with metal fittings;
- Frame for wooden legs: made from rectangular pipes 50x25 mm, assembled under seat and legs connected with metal fittings. Frame is covered with lacquered and stained light grey or black ash solid wood covers.

Wooden knob

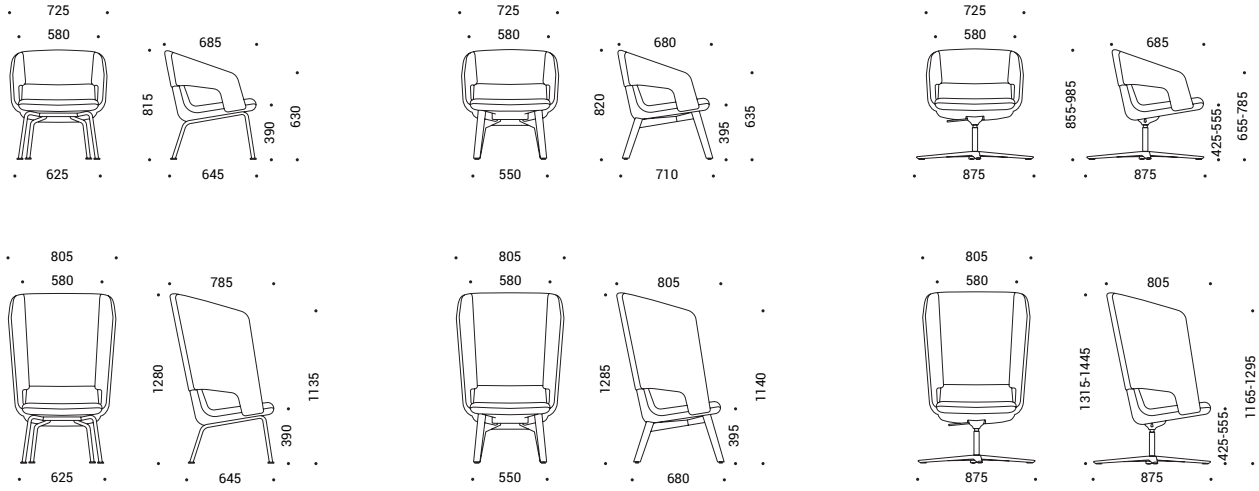
- Mounting place for accessories;
- Made from lacquered natural or lacquered and stained black ash solid wood with metal fittings;
- Mounted 1060 mm from the ground;
- Suitable only for high-back lounge chairs and sofas;
- Accessories cannot be fitted on furniture that was not prepared for mounting.

Swivel plywood table

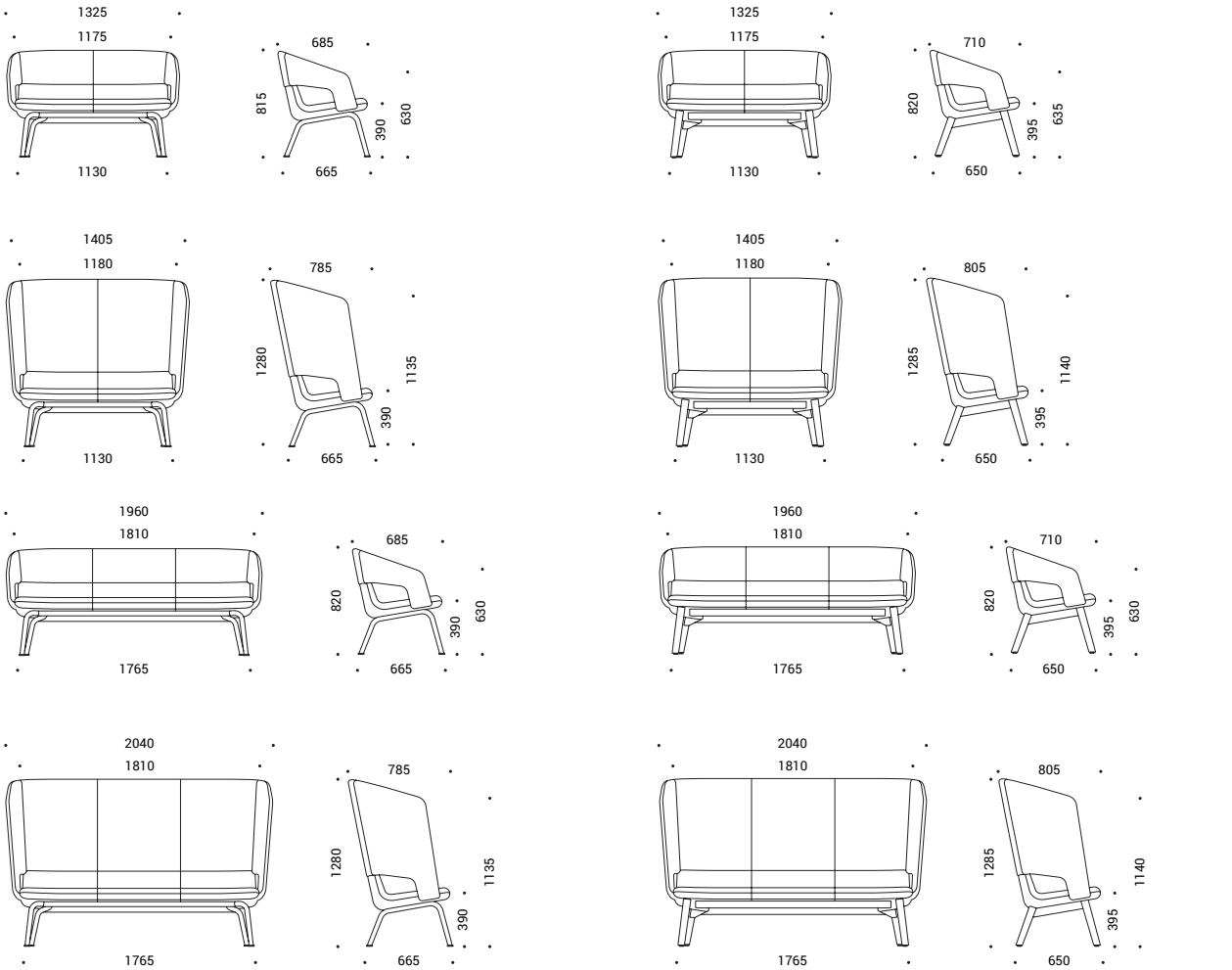
- Table can be ordered L/H or R/H;
- Made from 15 mm plywood covered in wood veneer and lacquered edges;
- Swivel mechanism made from 3D printed PP plastic and metal black powder coated parts;
- Mounting bracket made from 3 mm metal sheet, black powder coated and fixed with bolts covered with black plastic (PE) caps;
- Mounted 665 mm from the ground;
- Suitable only for high-back lounge chairs and sofas;
- Accessories cannot be fitted on furniture that was not prepared for mounting.

RANGE

Lounge chairs



Sofas



Optional



Wooden knob*



Swivel plywood table*

*Suitable only for high-back lounge chairs and sofas.

ORDERING EXAMPLE

Code structure



G5A0450.	GS84.	DZ05.	NB01.	00.	00.	0
Product	A Fabric	B Leather look	Wooden legs	Mounting place for swivel table	Mounting place for knob	Glides

Description	W	D	H	SH	Code	Price, GBP (RRP)						
W - width D - depth H - height SH - seat height						Glides: 1 0						
						A Fabric:				A Leather look/Fabric:	A Leather look:	
						Berta	Era	Austea	Step & Step Melange	RNN, Era, Step/Step Melange	Dream	
						B Fabric:				B Leather look:	B Leather look:	
						Berta	Era	Austea	Step & Step Melange	RNN	Dream	
						Painted metal: MA03 MA01 MA02 MA04 MA05						
	One-seater low back lounge chair. Steel framework. Entirely moulded in cold-cure polyurethane. Base: powder-coated wire steel frame on glides.	725	685	815	390	G5A0435	1212	1212	1301	1301	1301	1334
	Two-seater low back sofa. Steel framework. Entirely moulded in cold-cure polyurethane. Base: powder-coated wire steel frame on glides.	1325	685	815	390	G5A0436	2395	2395	2580	2580	2580	2661
	Three-seater low back sofa. Steel framework. Entirely moulded in cold-cure polyurethane. Base: powder-coated wire steel frame on glides.	1960	685	815	390	G5A0438	3267	3267	3496	3496	3496	3611

						Glides: 1 0					
						A Fabric:				A Leather look/Fabric:	A Leather look:
						Berta	Era	Austea	Step & Step Melange	RNN, Era, Step/Step Melange	Dream
						B Fabric:				B Leather look:	B Leather look:
						Berta	Era	Austea	Step & Step Melange	RNN	Dream
						Painted metal: MA03 MA01 MA02 MA04 MA05					

	One-seater low back lounge chair. Steel framework. Entirely moulded in cold-cure polyurethane. Base: solid ash wood on glides.	725	710	820	395	G5A0439	1556	1556	1641	1641	1641	1671
---	--	-----	-----	-----	-----	---------	-------------	-------------	-------------	-------------	------	-------------

Description	W	D	H	SH	Code	Price, GBP (RRP)					
-------------	---	---	---	----	------	------------------	--	--	--	--	--

W - width
D - depth
H - height
SH - seat height

Glides: 1 0

A Fabric:				A Leather look/Fabric:	A Leather look:
Berta	Era	Austea	Step & Step Melange	RNN, Era, Step/Step Melange	Dream
B Fabric:				B Leather look:	B Leather look:
Berta	Era	Austea	Step & Step Melange	RNN	Dream
Painted metal: MAO3 MAO1 MAO2 MAO4 MAO5					



Two-seater low back sofa. Steel framework. Entirely moulded in cold-cure polyurethane. Base: solid ash wood on glides.

1325 710 820 395 G5A0440 **2802 2802 2972 2972 2972 3034**



Three-seater low back sofa. Steel framework. Entirely moulded in cold-cure polyurethane. Base: solid ash wood on glides.

1960 710 820 395 G5A0442 **3663 3663 3896 3896 3896 3977**

A Fabric:				A Leather look/Fabric:	A Leather look:
Berta	Era	Austea	Step & Step Melange	RNN, Era, Step/Step Melange	Dream
B Fabric:				B Leather look:	B Leather look:
Berta	Era	Austea	Step & Step Melange	RNN	Dream



One-seater low back lounge chair. Steel framework. Entirely moulded in cold-cure polyurethane. Swivel mechanism with height adjustment. 4-star base: polished die-cast aluminium on glides.

875 875 855-985 425-555 G5A0526 **1338 1338 1427 1427 1427 1460**



One-seater low back lounge chair. Steel framework. Entirely moulded in cold-cure polyurethane. Swivel mechanism with height adjustment. 4-star base: black powder-coated aluminium on glides.

875 875 855-985 425-555 G5A0443 **1268 1268 1345 1345 1345 1386**

Description	W	D	H	SH	Code	Price, GBP (RRP)					
-------------	---	---	---	----	------	------------------	--	--	--	--	--

W - width
D - depth
H - height
SH - seat height

Glides: 1 0

A Fabric:				A Leather look/Fabric:	A Leather look:
Berta	Era	Austea	Step & Step Melange	RNN, Era, Step/Step Melange	Dream
B Fabric:				B Leather look:	B Leather look:
Berta	Era	Austea	Step & Step Melange	RNN	Dream

Painted metal: MA03 MA01 MA02 MA04 MA05

Mounting place for swivel table:

00 (no table) 01 (table on L/H)

10 (table on R/H) 11 (table on both sides)*

Mounting place for knob:

00 (no knob) 01 (knob on L/H)

10 (knob on R/H) 11 (knob on both sides)*



One-seater high back lounge chair. Steel framework. Entirely moulded in cold-cure polyurethane. Base: powder-coated wire steel frame on glides.

805 785 1280 390 G5A0444 **1841** **1841** **2014** **2014** 2014 **2118**



Two-seater high back sofa. Steel framework. Entirely moulded in cold-cure polyurethane. Base: powder-coated wire steel frame on glides.

1405 785 1280 390 G5A0446 **3175** **3175** **3489** **3489** 3489 **3674**






Three-seater high back sofa. Steel framework. Entirely moulded in cold-cure polyurethane. Base: powder-coated wire steel frame on glides.

2040 785 1280 390 G5A0447 **5219** **5219** **5747** **5747** 5747 **6043**



*Only 1 swivel table is allowed for one seater armchair SDH100.

! Wooden knob or swivel table must be ordered as a separate product.

Description	W	D	H	SH	Code	Price, GBP (RRP)						
W - width D - depth H - height SH - seat height	Glides: 1 0											
						A Fabric:				A Leather look/Fabric:	A Leather look:	
						Berta	Era	Austea	Step & Step Melange	RNN, Era, Step/Step Melange	Dream	
						B Fabric:				B Leather look:	B Leather look:	
						Berta	Era	Austea	Step & Step Melange	RNN	Dream	
Solid wood: NB01 NB02												
Mounting place for swivel table: 00 (no table) 01 (table on L/H) 10 (table on R/H) 11 (table on both sides)*												
Mounting place for knob: 00 (no knob) 01 (knob on L/H) 10 (knob on R/H) 11 (knob on both sides)*												
	One-seater high back lounge chair. Steel framework. Entirely moulded in cold-cure polyurethane. Base: solid ash wood on glides.	805	805	1285	395	G5A0448	2110	2110	2277	2277	2277	2365
	Two-seater high back sofa. Steel framework. Entirely moulded in cold-cure polyurethane. Base: solid ash wood on glides.	1405	805	1285	395	G5A0450	3729	3729	4036	4036	4036	4202
	Three-seater high back sofa. Steel framework. Entirely moulded in cold-cure polyurethane. Base: solid ash wood on glides.	2040	805	1285	395	G5A0451	5954	5954	6483	6483	6483	6764

*Only 1 swivel table is allowed for one seater armchair SDH101.

! Wooden knob or swivel table must be ordered as a separate product.

Description	W	D	H	SH	Code	Price, GBP (RRP)						
W - width D - depth H - height SH - seat height						Glides: 1 0						
						A Fabric:				A Leather look/Fabric:	A Leather look:	
	Berta	Era	Austea	Step & Step Melange		RNN, Era, Step/Step Melange	Dream					
						B Fabric:				B Leather look:	B Leather look:	
	Berta	Era	Austea	Step & Step Melange		RNN	Dream					
						Mounting place for swivel table: 00 (no table) 01 (table on L/H) 10 (table on R/H) 11 (table on both sides)*						
						Mounting place for knob: 00 (no knob) 01 (knob on L/H) 10 (knob on R/H) 11 (knob on both sides)*						
	One-seater high back lounge chair. Steel framework. Entirely moulded in cold-cure polyurethane. Swivel mechanism with height adjustment. 4-star base: polished die-cast aluminium on glides.	875	875	1315- 1445	425- 555	G5A0525	1885	1885	2044	2044	2044	2140
	One-seater high back lounge chair. Steel framework. Entirely moulded in cold-cure polyurethane. Swivel mechanism with height adjustment. 4-star base: black powder-coated aluminium on glides.	875	875	1315- 1445	425- 555	G5A0452	1807	1807	1974	1974	1974	2062

*Only 1 swivel table is allowed for one seater armchairs SDH030 and SDHA020.

! Wooden knob or swivel table must be ordered as a separate product.

Description	W	D	H	SH	Code	Price, GBP (RRP)			
						Glides: - +			
W - width D - depth H - height SH - seat height	A Leather look:		A Fabric:		A Fabric:				
	Valencia C5		Cyber		Velito		Synergy		
B Leather look:		B Leather look/Fabric:		B Leather look/Fabric:					
Valencia C5		Valencia C5, RNN, Cyber		Valencia C5, RNN, Velito		Valencia C5, RNN, Synergy			
Painted metal: MA01 MA02 MA03 MA04 MA05									



One-seater low back lounge chair. Steel framework. Entirely moulded in cold-cure polyurethane. Base: powder-coated wire steel frame on glides.

725 685 815 390 G5A0435 **1334 1334 1334 1497**



Two-seater low back sofa. Steel framework. Entirely moulded in cold-cure polyurethane. Base: powder-coated wire steel frame on glides.

1325 685 815 390 G5A0436 **2661 2661 2661 2909**



Three-seater low back sofa. Steel framework. Entirely moulded in cold-cure polyurethane. Base: powder-coated wire steel frame on glides.

1960 685 815 390 G5A0438 **3611 3611 3611 3977**



One-seater low back lounge chair. Steel framework. Entirely moulded in cold-cure polyurethane. Base: solid ash wood on glides.

725 710 820 395 G5A0439 **1671 1671 1671 1833**

Glides: - +					
A Leather look:		A Fabric:		A Fabric:	
Valencia C5		Cyber		Velito Synergy	
B Leather look:		B Leather look/Fabric:		B Leather look/Fabric:	
Valencia C5		Valencia C5, RNN, Cyber		Valencia C5, RNN, Velito Valencia C5, RNN, Synergy	
Solid wood: NB01 NB02					

Description	W	D	H	SH	Code	Price, GBP (RRP)			
						Glides: - +			
						A Leather look:	A Fabric:	A Fabric:	
						Valencia C5	Cyber	Velito	Synergy
						B Leather look:	B Leather look/Fabric:	B Leather look/Fabric:	
						Valencia C5	Valencia C5, RNN, Cyber	Valencia C5, RNN, Velito	Valencia C5, RNN, Synergy
						Solid wood: NB01 NB02			

Two-seater low back sofa. Steel framework. Entirely moulded in cold-cure polyurethane. Base: solid ash wood on glides.



1325 710 820 395 G5A0440 **3034 3034 3034 3282**

Three-seater low back sofa. Steel framework. Entirely moulded in cold-cure polyurethane. Base: solid ash wood on glides.



1960 710 820 395 G5A0442 **3977 3977 3977 4346**

						Glides: - +			
						A Leather look:	A Fabric:	A Fabric:	
						Valencia C5	Cyber	Velito	Synergy
						B Leather look:	B Leather look/Fabric:	B Leather look/Fabric:	
						Valencia C5	Valencia C5, RNN, Cyber	Valencia C5, RNN, Velito	Valencia C5, RNN, Synergy

One-seater low back lounge chair. Steel framework. Entirely moulded in cold-cure polyurethane. Swivel mechanism with height adjustment. 4-star base: polished die-cast aluminium on glides.



875 875 855-985 425-555 G5A0526 **1460 1460 1460 1623**

One-seater low back lounge chair. Steel framework. Entirely moulded in cold-cure polyurethane. Swivel mechanism with height adjustment. 4-star base: black powder-coated aluminium on glides.



875 875 855-985 425-555 G5A0443 **1386 1386 1386 1549**

Description	W	D	H	SH	Code	Price, GBP (RRP)				
						Glides: - +				
						A Leather look:	A Fabric:	A Fabric:		
						Valencia C5	Cyber	Velito	Synergy	
						B Leather look:	B Leather look/Fabric:	B Leather look/Fabric:		
						Valencia C5	Valencia C5, RNN, Cyber	Valencia C5, RNN, Velito	Valencia C5, RNN, Synergy	
						Painted metal: MA01 MA02 MA03 MA04 MA05				
						Mounting place for swivel table: 00 (no table) 01 (table on L/H) 10 (table on R/H) 11 (table on both sides)*				
						Mounting place for knob: 00 (no knob) 01 (knob on L/H) 10 (knob on R/H) 11 (knob on both sides)*				

W - width
D - depth
H - height
SH - seat height



One-seater high back lounge chair. Steel framework. Entirely moulded in cold-cure polyurethane. Base: powder-coated wire steel frame on glides.

805 785 1280 390 G5A0444 **2118** **2118** **2118** **2421**



Two-seater high back sofa. Steel framework. Entirely moulded in cold-cure polyurethane. Base: powder-coated wire steel frame on glides.

1405 785 1280 390 G5A0446 **3674** **3674** **3674** **4169**





Three-seater high back sofa. Steel framework. Entirely moulded in cold-cure polyurethane. Base: powder-coated wire steel frame on glides.

2040 785 1280 390 G5A0447 **6043** **6043** **6043** **6705**



*Only 1 swivel table is allowed for one seater armchair SDH100.

! Wooden knob or swivel table must be ordered as a separate product.

Description	W	D	H	SH	Code	Price, GBP (RRP)			
W - width D - depth H - height SH - seat height						Glides: - +			
						A Leather look: Valencia C5	A Fabric: Cyber	A Fabric: Velito Synergy	
						B Leather look: Valencia C5	B Leather look/Fabric: Valencia C5, RNN, Cyber	B Leather look/Fabric: Valencia C5, RNN, Velito Valencia C5, RNN, Synergy	
						Solid wood: NB01 NB02			
						Mounting place for swivel table: 00 (no table) 01 (table on L/H) 10 (table on R/H) 11 (table on both sides)*			
						Mounting place for knob: 00 (no knob) 01 (knob on L/H) 10 (knob on R/H) 11 (knob on both sides)*			
 One-seater high back lounge chair. Steel framework. Entirely moulded in cold-cure polyurethane. Base: solid ash wood on glides.	805	805	1285	395	G5A0448	2365	2365	2365	2669
 Two-seater high back sofa. Steel framework. Entirely moulded in cold-cure polyurethane. Base: solid ash wood on glides.	1405	805	1285	395	G5A0450	4202	4202	4202	4698
 Three-seater high back sofa. Steel framework. Entirely moulded in cold-cure polyurethane. Base: solid ash wood on glides.	2040	805	1285	395	G5A0451	6764	6764	6764	7425

*Only 1 swivel table is allowed for one seater armchair SDH101.

! Wooden knob or swivel table must be ordered as a separate product.

Description	W	D	H	SH	Code	Price, GBP (RRP)				
W - width D - depth H - height SH - seat height						Glides: - +				
						A Leather look: Valencia C5	A Fabric: Cyber	A Fabric: Velito Synergy		
						B Leather look: Valencia C5	B Leather look/Fabric: Valencia C5, RNN, Cyber	B Leather look/Fabric: Valencia C5, RNN, Velito Valencia C5, RNN, Synergy		
						Mounting place for swivel table*: 00 (no table) 01 (table on L/H) 10 (table on R/H)				
						Mounting place for knob: 00 (no knob) 01 (knob on L/H) 10 (knob on R/H) 11 (knob on both sides)*				
	One-seater high back lounge chair. Steel framework. Entirely moulded in cold-cure polyurethane. Swivel mechanism with height adjustment. 4-star base: polished die-cast aluminium on glides.	875	875	1315-1445	425-555	G5A0525	2140	2140	2140	2443
	One-seater high back lounge chair. Steel framework. Entirely moulded in cold-cure polyurethane. Swivel mechanism with height adjustment. 4-star base: black powder-coated aluminium on glides.	875	875	1315-1445	425-555	G5A0452	2062	2062	2062	2369

*Only 1 swivel table is allowed for one seater armchairs SDH030 and SDHA020.

! Wooden knob or swivel table must be ordered as a separate product.

Description	W	D	H	SH	Code	Price, GBP (RRP)
-------------	---	---	---	----	------	------------------

Solid wood: **NB01 NB02**

Suitable only for high-back lounge chairs and sofas: G5A0444, G5A0446, G5A0447, G5A0448, G5A0450, G5A0451, G5A0525, G5A0452.

! Mounting place for accessories must be chosen while ordering high back lounge chairs or sofas



Wooden knob (for R/H or L/H side) Ø 70 36 G5Z0007

74

Veneer: **NA01**

Painted metal: **MA01**



Swivel plywood table (R/H) with painted metal housing. Tabletop height - 665 mm from the ground 295 365 128 G5Z0008

440



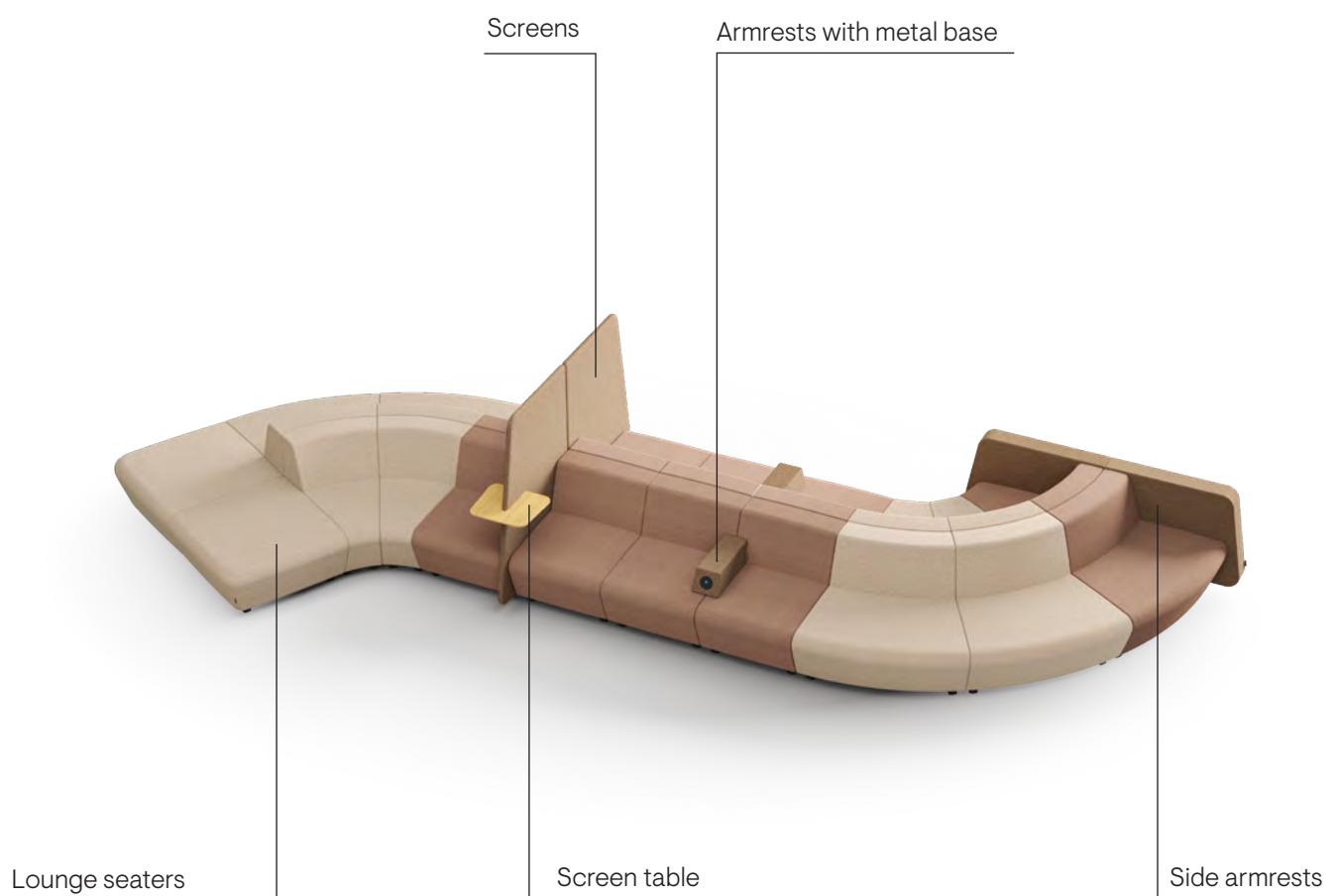
Swivel plywood table (L/H) with painted metal housing. Tabletop height - 665 mm from the ground 295 365 128 G5Z0009

440

SOFT ROCK

Quality standard

LST EN 16139:2013 (level 2)
EN 1023-1:1998
EN 1023-2:2000
EN 1023-3:2000
LST EN ISO 354:2004
LST EN ISO 11654:1998



Technical information


Types

- Lounge chairs (1)
- Modular system (2)

1



2



Lounge seaters

- Black plastic feet with plastic glides (PP), height 63 mm, 4 pcs (felted glides adds extra 3 mm);
- Internal frames made from 15 mm chipboard;
- Curved internal frames made from 15 mm chipboard and 15 mm bent plywood;
- Backrest fixed to the internal frame with powder coated metal tubes 40x30 mm;
- Bottom plate made from 25 mm MFC (melamine) with 2 mm ABS edging;
- Bottom plate fixed to the internal frame with powder coated connectors from metal tube 60x60 mm;
- Bottom plates have ability to install linking brackets, which allows linkage of the seaters into modular combinations;
- Maximum functional load 110 kg;
- Preassembled connectors (metal) for side armrests or screens for quick mounting;
- Seats made from molded polyurethane foam (density: 55 kg/m³);
- Backrests made from molded polyurethane foam (density: 55 kg/m³);
- Sides and backs softened with foam VB3842 (density: 36-39 kg/m³);
- Upholstered with fabric or RNN, without gluing.

Side armrests

- Internal frame made from 12 mm, 25 mm chipboard, 3 mm HDF and 3 mm flexible plywood;
- Preassembled connectors (plastic) for quick mounting to lounge seaters;
- Covered with foam VB3842 (density: 36-39 kg/m³);
- 1 AC power socket 100 – 230 V (EU, UK, FR, CH, US) or USB fast charger (USB Type A+C, max 5A), cable ends with connector GST18i3 male, length – 0,3 m;
- Upholstered with fabric or RNN.

Armrests with metal base

- Internal frame made from 12 mm chipboard and 3 mm HDF;
- Covered with foam VB3842 (36-39 kg/m³);
- 1 AC power socket 100 – 230 V (EU, UK, FR, CH, US) or USB fast charger (USB Type A+C, max 5A), cable ends with connector GST18i3 male, length – 0,6 m;
- Bottom base, for positioning between seaters, made from 3 mm metal sheet, black powder coated;
- Upholstered with fabric or RNN.

Screens

- Made from 16 mm chipboard;
- Covered with 10 mm acoustic foam;
- Preassembled connectors for quick mounting to lounge seaters;
- Upholstered with fabric or RNN.

Screen table

- Made from 18 mm birch plywood, covered in veneer with sloping edges;
- All edges are rounded: R1 mm;
- Mounting brackets made from 4 mm metal sheet, black powder coated;
- Mounted 700 mm from the ground (300 mm from the seat);
- Bolts covered with black plastic (PE) caps.

Linking brackets for lounge seaters

- Brackets are made from black powder coated metal tube 50x15 mm.

Cable management (optional)

Power supply cables

- AC plug – GST18i3 female connector;
- AC plug standards: EU, UK, FR, CH, US;
- Cable lengths: 1 m and 3 m;
- Cable core: 1,5mm² (EU, FR, UK, CH);
- Inline Overcurrent Protection (OCP 10A) (CH);
- Inline Overcurrent Protection fulfills statutory requirements: in the USA for more than 3 sockets, in Switzerland for more than 1 socket;
- Black color.

Distributor blocks

- GST18i3 1-2 block (1 IN (male), 2 OUT (female)), black color;



- GST18i3 1-3 block (1 IN (male), 3 OUT (female)), black color;



Extension cables

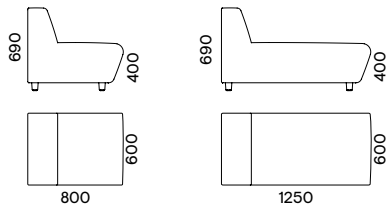
- GST18i3 female connector – GST18i3 male connector;
- Cable lengths: 1 m, 2 m and 3 m;
- Cable core: 1,5 mm² (EU, FR, UK, CH);
- Black color.

- GST18i3 1-5 block (1 IN (male), 5 OUT (female)), black color.



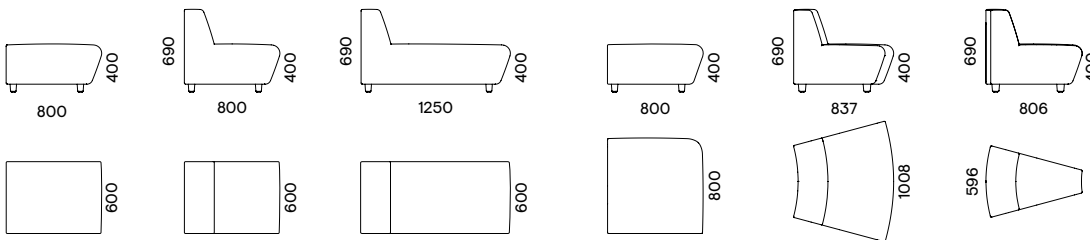
Range

Lounge chairs

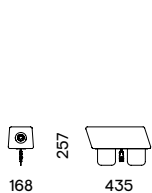


Modular system

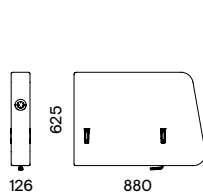
Seaters



Armrest Side armrest



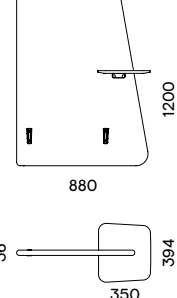
Screens



Screen with a coffee




table




Additional information

Ordering linking brackets for lounge seaters

- Linking brackets can be used to connect lounge seaters through sides or back;



- Current combination, below, consists of: G5R0121.000 – 3 pcs., G5R0122.000 – 3 pcs., G9A0022 – 6 pcs.:
- For modularity, like this below, is enough to connect every second or every third back with G9A0022: G5R0118.000 – 10 pcs., G9A0022 – 11 pcs.



Preassembled connectors on lounge seaters

- Depending on modularity, lounge seaters can be ordered with factory preassembled connectors for faster side armrest and screens assembly;

Metal connector preassembled on lounge seaters



Plastic connectors preassembled on screens or side armrests

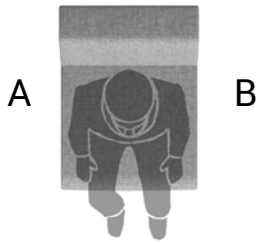
Metal connector preassembled on lounge seater



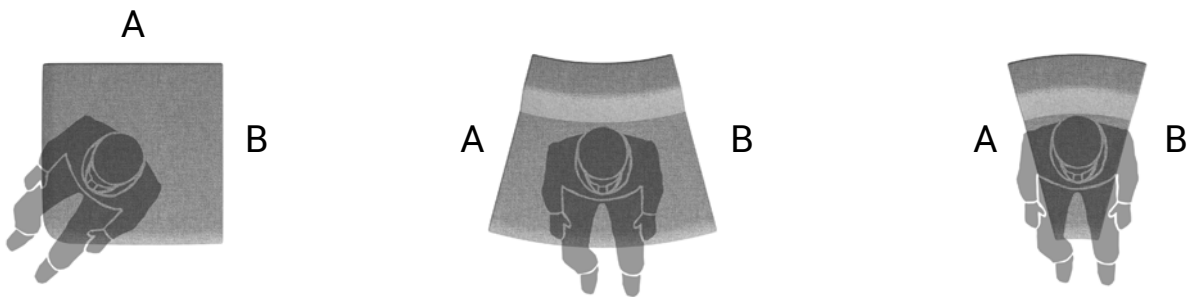
Plastic connector preassembled on screen



- Seaters G5R0117, G5R0118 and G5R0119 can have factory preassembled metal connectors for 2 sides: R/H (A) and L/H (B);



- Seaters G5R0120, G5R0121 and G5R0122 can have factory preassembled metal connectors for 2 sides: R/H (A) and L/H (B);



Screens or side armrests connections

- Center versions of side armrests or screens have preassembled connectors on both sides and two separate seaters combines into one. **In this case G9A0022 cannot be used;**
- Current combination consists of: G5R0118.001 – 2 pcs., G5R0118.100 – 2 pcs., G5E0102 – 2 pcs., G9A0022 – 2 pcs.



!

Not recommended combinations

✗




• G5R0122 cannot stand alone;

✗



• G5R0122 cannot stand alone with armrest (-s) or screen (-s);

✗



✗



• G5R0122 cannot stand in the middle between G5R0119;

✗



• G5R0117 cannot stand alone with armrest or screen from one side;

✗



• Armrests G5E0109, G5E0110, G5E0111 or G5E0115 have metal base and can only be placed between two seaters.

✓



ORDERING EXAMPLE

Code structure



G5R0118.	GS56.	0.	000
Product	Fabric	Glide type	Brackets position



G5E0115.	GS56.	EU
Product	Fabric	Power standard



G5E0114.	GS56.	EU
Product	Fabric	Power standard

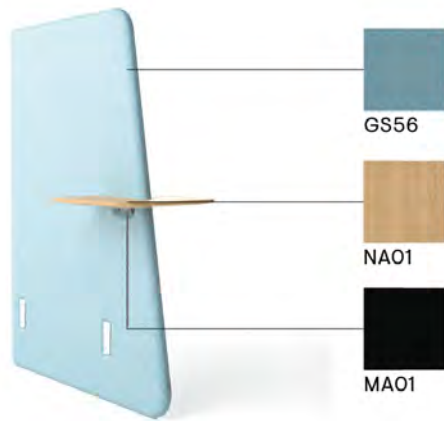
Code structure



G4D0033. **GS56**

Product

Fabric



SRS407.

GS56.

NA01.

MA01

Product

Fabric

Veneer

Metal

	Description	W	D	H	SH	Code	Price, GBP (RRP)			
--	-------------	---	---	---	----	------	------------------	--	--	--

W - width
D - depth
H - height
SH - seat height

Glides: 1 0

Fabric:	Leather look/ Fabric	Leather look/ Fabric	Fabric
Berta, Era	Xtreme Plus, RNN, Austea, Step & Step Melange	Valencia C5, Dream, Velito, Synergy	Steelcut Trio 3
Pressed brackets: 000 001100101			



Lounge seater

600 800 400* 400* G5R0117

606 676 750 854



Lounge seater with
backrest

600 800 690* 400* G5R0118

832 917 994 1124



Lounge seater with
backrest (long)

600 1250 690* 400* G5R0119

1083 1198 1312 1482

Castors: 1 0

Fabric:	Leather look/ Fabric	Leather look/ Fabric	Fabric
Berta, Era	Xtreme Plus, RNN, Austea, Step & Step Melange	Valencia C5, Dream, Velito, Synergy	Steelcut Trio 3
Pressed brackets: 00 011011			



Corner lounge seater
(90°)

800 800 400* 400* G5R0120

750 839 935 1064



Curved lounge seater
with backrest (+30°)

1008 837 690* 400* G5R0121











1349 1441 1530 1685






Curved lounge seater
with backrest (-30°)

596 806 690* 400* G5R0122

1016 1090 1153 1268


	Description	W	D	H	Code	Price, GBP (RRP)			
						Painted metal: MA01			
	Set of linking parts for lounge seaters	204	50	15	G9A0022	22			
						Fabric:	Leather look/ Fabric	Leather look/ Fabric	Fabric
						Berta, Era	Xtreme Plus, RNN, Austea, Step & Step Melange	Valencia C5, Dream, Velito, Synergy	Steelcut Trio 3
	Side armrest (R/H)	880	126	625 (688)*	G5E0100	318	403	503	614
	Side armrest (L/H)	880	126	625 (688)*	G5E0101	318	403	503	614
	Side armrest (Center)	880	126	625 (688)*	G5E0102	325	410	510	621
						Fabric:	Leather look/ Fabric	Leather look/ Fabric	Fabric
						Berta, Era	Xtreme Plus, RNN, Austea, Step & Step Melange	Valencia C5, Dream, Velito, Synergy	Steelcut Trio 3
						USB fast charger / Power socket: US			
	Side armrest (R/H) with 1 USB fast charger (type A+C). Power supply cable must be ordered seperately	880	126	625 (688)*	G5E0103	739	828	924	1035
	Side armrest (L/H) with 1 USB fast charger (type A+C). Power supply cable must be ordered seperately	880	126	625 (688)*	G5E0104	739	828	924	1035
	Side armrest (Center) with 1 USB fast charger (type A+C). Power supply cable must be ordered seperately	880	126	625 (688)*	G5E0105	750	835	935	1046
	Side armrest (R/H) with 1 power socket. Power supply cable must be ordered seperately	880	126	625 (688)*	G5E0106	451	536	632	743
	Side armrest (L/H) with 1 power socket. Power supply cable must be ordered seperately	880	126	625 (688)*	G5E0107	451	536	632	743
	Side armrest (center) with 1 power socket Power supply cable must be ordered seperately	880	126	625 (688)*	G5E0108	458	543	639	750

*Height from the ground

	Description	W	D	H	SH	Code	Price, GBP (RRP)			
							Fabric:	Leather look/ Fabric	Leather look/ Fabric	Fabric
							Berta, Era	Xtreme Plus, RNN, Austea, Step & Step Melange	Valencia C5, Dream, Velito, Synergy	Steelcut Trio 3
	Armrest with metal base	435	168	145 (257)*	G5E0109	166	185	211	248	
							Fabric:	Leather look/ Fabric	Leather look/ Fabric	Fabric
							Berta, Era	Xtreme Plus, RNN, Austea, Step & Step Melange	Valencia C5, Dream, Velito, Synergy	Steelcut Trio 3
							USB fast charger / Power socket: US			
	Armrest with metal base and 1 USB fast charger (type A+C). Power supply cable must be ordered seperately.	435	168	145 (257)*	G5E0110	588	610	636	669	
	Armrest with metal base and 1 power socket. Power supply cable must be ordered seperately.	435	168	145 (257)*	G5E0111	296	318	347	381	

*Height with metal base

							Fabric:	Leather look/ Fabric	Leather look/ Fabric	Fabric
							Berta, Era	Xtreme Plus, RNN, Austea, Step & Step Melange	Valencia C5, Dream, Velito, Synergy	Steelcut Trio 3
	Low screen (R/H)	880	36	650 (713)*	G4D0031	233	262	292	355	
	Low screen (L/H)	880	36	650 (713)*	G4D0032	233	262	292	355	
	Low screen (Center)	880	36	650 (713)*	G4D0033	244	274	303	366	
	High screen (R/H)	880	36	1200 (1263)*	G4D0034	392	447	506	632	
	High screen (L/H)	880	36	1200 (1263)*	G4D0035	392	447	506	632	
	High screen (Center)	880	36	1200 (1263)*	G4D0036	399	455	514	639	

	Description	W	D	H	Code	Price, GBP (RRP)			
						Fabric:	Leather look/ Fabric	Leather look/ Fabric	Fabric
						Berta, Era	Xtreme Plus, RNN, Austea, Step & Step Melange	Dream, Velito, Synergy	Steelcut Trio 3
						Veneer: NA01			
						Painted metal: MA01			
	Screen (Center) with plywood table (350x394, H=18 mm). Tabletop height - 700 mm from the ground	880	36	1200 (1263)*	SRS407	525	577	636	758

ARCIPELAGO

Quality standard

LST EN 16139:2013/AC:2013 (level 1)



Technical information

Types

- Lounge chairs (1)
- Sofas (2)
- Modular system (3)
- Poufs (4)

1



2



3



4



Base frames

- One seater base frame 640x640x80 mm;
- Two seater base frame 1280x640x80 mm;
- Three seater base frame 1920x640x80 mm;
- One seater curved base frame 45°, 1020x690x80 mm;
- Base frames are made from metal tubes 70x20x2 mm and 50x20x2 mm;
- Outer side of base frames are softened with foam HR5050 (48-51 kg/m³);
- Upholstery to the base frame attached with “Velcro” straps.

Legs

- Round wooden legs, lacquered and stained light grey or black ash solid wood, Ø48x256 mm with height adjustable plastic feet, (+10 mm). Seat height 420 mm (pricelist standard);
- Metal tube legs Ø30x263 mm with height adjustable plastic feet, (+10 mm). Seat height 420 mm (pricelist standard);
- Metal tube legs Ø30x293 mm with height adjustable plastic feet, (+10 mm). Seat height 450 mm (optional change).

Connecting brackets

- Armrest and backrest connecting brackets made of metal sheet (8 mm);
- Base frames connecting brackets (“U” shape) made of metal sheet (8 mm);
- Metal brackets for table connection (“L” shape) made of metal sheet (8 mm);
- High back sides connecting brackets made from plastic (PA66+15GF).

Seat cushion

- One seater square seat cushion 650x650x130 mm;
- One seater curved seat cushion 45°, 1030x710x130 mm;
- Made from PU foam (65-70 kg/m³);
- Upholstered with fabric;
- Sewed with soft round “Velcro” pads on the bottom;
- Seat cushions placed on MFC board, stuck with hard “Velcro” pads.

Back cushion

- One seater straight back cushion 650x420x200 mm;
- One seater curved 45° seat cushion 1070x420x200 mm;
- Made from PU foam (50 kg/m³);
- Upholstered with fabric;
- Back side sewed with soft “Velcro” strap.

Side armrests and backrests

- Internal metal frame molded with PU foam (70 kg/m³);
- Upholstered with fabric;
- Backrests with hard Velcro strap in front to bind with back cushion.

High back sides

- Internal metal frame molded with PU foam (100 kg/m³);
- Upholstered with fabric;
- Connected with zippers on the sides.

Armrest with power socket or USB charger

- Internal frame made of 15 mm chipboard;
- Covered with foam VB3842 (36-39 kg/m³); VB2240 (20-23 kg/m³);
- Upholstered with fabric;
- 1 AC power socket 100 – 230 V or USB fast charger (USB Type A+C, max 5,6A) (EU, UK, FR, US, CH), cable length - 3 m;
- Bottom base for positioning between seat cushions from metal sheet (3 mm).

Integrated tables

- Frame made of 18 mm MFC (melamine) with 1 mm ABS edging (640x640x200 mm);
- Height (above the ground) – 420 mm (the same as the seat cushion);
- 1 AC power socket 100 – 230 V or USB fast charger (USB Type A+C, max 5,6A) (EU, UK, FR, US, CH), cable length - 3 m; (integrated table with double power socket or USB fast charger).

Mobile table

- Table top - 16 mm MFC (500x400 mm) with 1 mm ABS edging;
- Under the table top - 8 mm metal plate;
- Vertical column tube (40x40x2) from powder coated metal;
- 8 mm metal base with 4 adhesive felt glides.

Must be ordered to complete the combination

Connecting brackets (2 pcs.) (1)

Must be ordered for each connection of two seaters in modular system combination.

Set of legs (2 pcs.) (2)

One set must be ordered for modular system combination. *

*If demanded seat height is 450 mm product must be ordered via customer support service. Only metal legs available:

G3E0011 (4 pcs.), G3E0012 (2 pcs.).

Optional

Integrated table with power socket or USB fast charger (1)

Armrest with power socket or USB fast charger (2)

MOBI or other coffee tables (3)

1



2



1



2

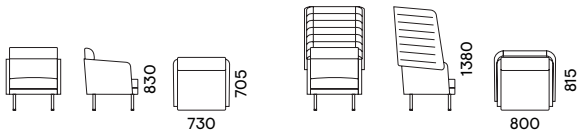


3

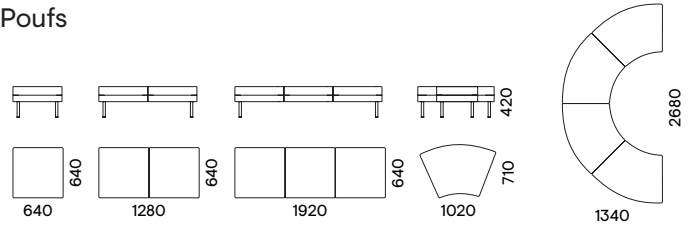


Range

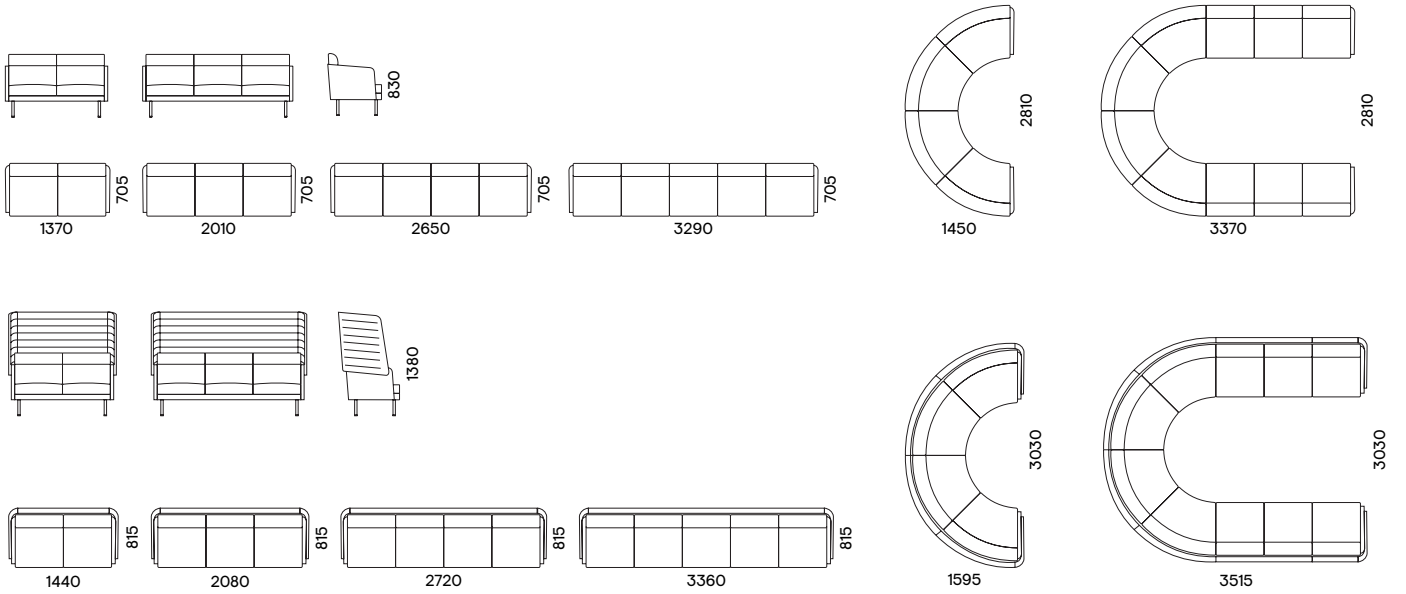
Lounge chairs



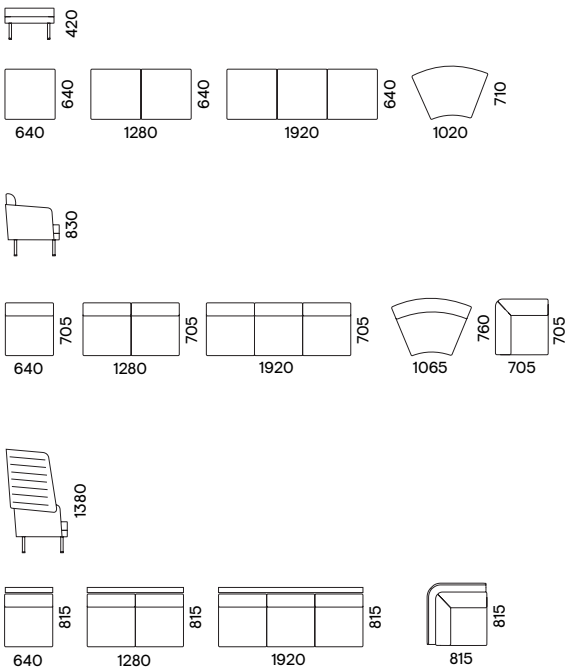
Poufs



Sofas

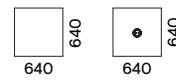


Modular system

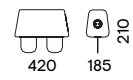


Accessories

Integrated table



Armrest



Additional information

For combinations of poufs and low back seater segments:

- There are separate low back seater segments for the left side, right side, 90° corner and the centre. Poufs are universal and can be put on either side or in the middle.



right sided



left sided



central



90° corner



universal

- Poufs and low back seaters can be combined in any order. Combination can be ended or interrupted with a pouf.

- When ordering tables G2A0911, G2A0604, G2A0605, an additional set of legs must be ordered for each table.



- !
- Tables G2A0911, G2A0604, G2A0605 can be mounted only between two seaters, not at the end of the combination.

- !
- Two or more tables cannot be connected. There must be a seater segment between the tables.



- !
- When connecting curved segments only, at least 4 segments should be connected.



For combinations made of high back seater segments:

- There are separate high back seater segments for left side, right side, 90° corner and the centre.



right sided



left sided



90° corner



central

! _____

- High back combination must always end with two side segments (left and right).

! _____

- Tables G2A0911, G2A0604, G2A0605 are not compatible with high back combinations.



! _____

- Low back segments or poufs cannot be used in combination with high back units.



! _____

- High back curved combination must always end with two side segments (left and right) and have at least 4 of them in total.



Ordering legs and connecting brackets

- Additional set of legs (2 pcs.) need to be ordered:
 - To finish every combination;
 - For every table G2A0911, G2A0604, G2A0605 used in the combination;
 - If demanded seat height is 450 mm product must be ordered via customer support service, only metal legs available: G3E0011 (4 pcs.), G3E0012 (2 pcs.).



- A set of connecting brackets (2 pcs.) must be ordered for each connection between seater segments.



- Connecting brackets for accessories do not have to be ordered separately, all necessary connecting brackets are added to the accessory package.

ORDERING EXAMPLE













Code structure










SHA102.	GS48.	NB01
Product	Fabric	Legs



SHA103.	GS48.	GS32.	NB01
Product	A Fabric	B Fabric	Legs

Description	W	D	H	SH	Code	Price, GBP (RRP)							
						Fabric				Leather look/Fabric		Fabric	
W - width D - depth H - height SH - seat height	Berta		RNN, Austea, Step & Step Melange		Valencia C5, Cyber, Dream, Synergy		Steelcut Trio 3						
	Metal/Wood (legs):												
	MA03 MA01 MA02	NB01 NB02	MA03 MA01 MA02	NB01 NB02	MA03 MA01 MA02	NB01 NB02	MA03 MA01 MA02	NB01 NB02	MA03 MA01 MA02	NB01 NB02			
Metal legs													
 One seater pouf	640	640		420	SHA100	514	537	603	670				
 Two seater pouf	1280	640		420	SHA200	854	898	1028	1154				
 Three seater pouf	1920	640		420	SHA300	1201	1291	1419	1626				
 One seater curved pouf	1020	710		420	SHA101	698	766	831	928				
 Four seater curved pouf (180°)	2680	1340		420	SHA400	2834	2986	3308	3592				
 One seater sofa	730	705	830	420	SHA102	1682	1805	1970	2238				
 Two seater sofa	1370	705	830	420	SHA201	2473	2651	2931	3354				
 Three seater sofa	2010	705	830	420	SHA301	3164	3438	3758	4331				
 Four seater sofa	2650	705	830	420	SHA401	4647	4984	5460	6158				
 Five seater sofa	3290	705	830	420	SHA500	5334	5797	6280	7424				
 Four seater curved sofa	2810	1450	830	420	SHA402	6712	7153	8010	8726				
 Ten seater curved sofa	2810	3370	830	420	SHA010	12708	13623	15054	16504				








If demanded seat height is 17,72" - product will be only with metal legs and must be ordered via customer support service.
 G codes for these legs: G3E011M (4 pcs.) and G3E012M (2 pcs.). Price remains the same as for product with shorter standard legs.

Description	W	D	H	SH	Code	Price, GBP (RRP)				
						A	B	Fabric:		
W - width D - depth H - height SH - seat height						Berta Austea, Step & Step Melange Cyber, Dream, Synergy Steelcut Trio 3				
						Metal (legs): MA03 MA01 MA02				
	One seater highback sofa	800	815	1380	420	SHA103	2798	2954	3235	3515
	Two seater highback sofa	1440	815	1380	420	SHA203	3840	4077	4480	5122
	Three seater highback sofa	2080	815	1380	420	SHA302	4745	5134	5577	6496
	Four seater highback sofa	2720	815	1380	420	SHA403	6801	7257	7919	9124
	Five seater highback sofa	3360	815	1380	420	SHA501	7699	8296	9011	10489
	Four seater highback curved sofa	3030	1595	1380	420	SHA404	9968	10655	11744	13437
	Ten seater highback curved sofa	3030	3515	1380	420	SHA011	17834	19099	20942	24247












If demanded seat height is 17,72" - product will be only with metal legs and must be ordered via customer support service.
 G codes for these legs: G3E011M (4 pcs.) and G3E012M (2 pcs.). Price remains the same as for product with shorter standard legs.

Description	W	D	H	SH	Code	Price, GBP (RRP)			
						A	B	Fabric:	
						Berta	Austea, Step & Step Melange	Cyber, Dream, Synergy	Steelcut Trio 3
						Wood (legs): NB01 NB02			
W - width D - depth H - height SH - seat height									
Wooden legs									
 One seater pouf	640	640		420	SHA100	639	662	728	795
 Two seater pouf	1280	640		420	SHA200	979	1023	1153	1279
 Three seater pouf	1920	640		420	SHA300	1326	1416	1544	1751
 One seater curved pouf	1020	710		420	SHA101	823	891	956	1053
 Four seater curved pouf (180°)	2680	1340		420	SHA400	3143	3295	3617	3901
 One seater sofa	730	705	830	420	SHA102	1807	1930	2095	2363
 Two seater sofa	1370	705	830	420	SHA201	2598	2776	3056	3479
 Three seater sofa	2010	705	830	420	SHA301	3289	3563	3883	4456
 Four seater sofa	2650	705	830	420	SHA401	4897	5234	5710	6408
 Five seater sofa	3290	705	830	420	SHA500	5584	6047	6530	7674
 Four seater curved sofa	2810	1450	830	420	SHA402	7021	7462	8319	9035
 Ten seater curved sofa	2810	3370	830	420	SHA010	13267	14182	15613	17063



If demanded seat height is 17,72" - product will be only with metal legs and must be ordered via customer support service.
G codes for these legs: G3E011M (4 pcs.) and G3E012M (2 pcs.). Price remains the same as for product with shorter standard legs.







Description	W	D	H	SH	Code	Price, GBP (RRP)			
						A	B	Fabric:	
W - width D - depth H - height SH - seat height									
						Berta	Austea, Step & Step Melange	Cyber, Dream, Synergy	Steelcut Trio 3
						Wood (legs): NB01NB02			
 One seater highback sofa	800	815	1380	420	SHA103	2923	3079	3360	3640
 Two seater highback sofa	1440	815	1380	420	SHA203	3965	4202	4605	5247
 Three seater highback sofa	2080	815	1380	420	SHA302	4870	5259	5702	6621
 Four seater highback sofa	2720	815	1380	420	SHA403	7051	7507	8169	9374
 Five seater highback sofa	3360	815	1380	420	SHA501	7949	8546	9261	10739
 Four seater highback curved sofa	3030	1595	1380	420	SHA404	10277	10964	12053	13746
 Ten seater highback curved sofa	3030	3515	1380	420	SHA011	18393	19658	21501	24806

If demanded seat height is 17,72" - product will be only with metal legs and must be ordered via customer support service.
G codes for these legs: G3E011M (4 pcs.) and G3E012M (2 pcs.). Price remains the same as for product with shorter standard legs.




Description	W	D	H	SH	Code	Price, GBP (RRP)							
						Fabric				Leather look/Fabric		Fabric	
W - width D - depth H - height SH - seat height	Berta		RNN, Austea, Step & Step Melange		Valencia C5, Cyber, Dream, Synergy		Steelcut Trio 3						
	Metal/Wood (legs):												
	MAO3 MAO1 MAO2	NB01 NB02	MAO3 MAO1 MAO2	NB01 NB02	MAO3 MAO1 MAO2	NB01 NB02	MAO3 MAO1 MAO2	NB01 NB02	MAO3 MAO1 MAO2	NB01 NB02			
 One seater segment with 2 legs (for combinations)	640	640		420	SHA104	499		522		588		655	
 Two seater segment with 2 legs (for combinations)	1280	640		420	SHA204	839		883		1013		1139	
 Three seater segment with 2 legs (for combinations)	1920	640		420	SHA303	1186		1276		1404		1611	
 One seater curved segment with 2 legs (for combinations)	1020	710		420	SHA105	683		751		816		913	
 Right side one seater segment with 2 legs (for combinations)	685	705	830	420	SHA1R0	1371		1494		1627		1838	
 Left side one seater segment with 2 legs (for combinations)	685	705	830	420	SHA1L0	1371		1494		1627		1838	
 Middle angular (90°) one seater segment with 2 legs (for combinations)	705	705	830	420	SHA1M4	1770		1886		2029		2266	
 Middle one seater segment with 2 legs (for combinations)	640	705	830	420	SHA1M0	1057		1136		1261		1402	
 Middle two seater segment with 2 legs (for combinations)	1280	705	830	420	SHA2M0	1852		1989		2225		2485	
 Middle three seater segment with 2 legs (for combinations)	1920	705	830	420	SHA3M0	2539		2802		3045		3751	
 Right side curved one seater segment with 2 legs (for combinations)	1080	760	830	420	SHA1R1	1821		1971		2184		2484	






If demanded seat height is 17,72" - product will be only with metal legs and must be ordered via customer support service.
G codes for these legs: G3E011M (4 pcs.) and G3E012M (2 pcs.). Price remains the same as for product with shorter standard legs.

Description	W	D	H	SH	Code	Price, GBP (RRP)									
						Fabric				Leather look/Fabric		Fabric			
W - width D - depth H - height SH - seat height	Berta		RNN, Austea, Step & Step Melange		Valencia C5, Cyber, Dream, Synergy		Steelcut Trio 3								
	Metal/Wood (legs):														
	MA03	MA01	NB01	NB02	MA03	MA01	MA02	MA03	MA01	MA02	MA03	MA01	MA02	NB01	NB02
 Left side curved one seater segment with 2 legs (for combinations)	1080	760	830	420	SHA1L1	1821		1971		2184		2484			
 Middle curved one seater segment with 2 legs (for combinations)	1065	760	830	420	SHA1M1	1507		1649		1817		1996			









Description	W	D	H	SH	Code	A B Fabric:									
						Berta		Austea, Step & Step Melange		Cyber, Dream, Synergy		Steelcut Trio 3			
	Metal (legs): MA03 MA01 MA02														
 Highback right side one seater segment with 2 legs (for combinations)	720	815	1380	420	SHA1R2	2152		2308		2532		2906			
 Highback left side one seater segment with 2 legs (for combinations)	720	815	1380	420	SHA1L2	2152		2308		2532		2906			
 Highback middle angular (90°) one seater segment with 2 legs (for combinations)	815	815	1380	420	SHA1M5	2642		2825		2982		3385			
 Highback middle one seater segment with 2 legs (for combinations)	640	815	1380	420	SHA1M2	1456		1557		1712		1967			
 Highback middle two seater seater with 2 legs (for combinations)	1280	815	1380	420	SHA2M1	2494		2698		2968		3512			
 Highback middle three seater segment with 2 legs (for combinations)	1920	815	1380	420	SHA3M1	3392		3737		4060		4877			

If demanded seat height is 17,72" - product will be only with metal legs and must be ordered via customer support service.
G codes for these legs: G3E011M (4 pcs.) and G3E012M (2 pcs.). Price remains the same as for product with shorter standard legs.










Description	W	D	H	SH	Code	Price, GBP (RRP)			
						A B Fabric:			
						Berta	Austea, Step & Step Melange	Cyber, Dream, Synergy	Steelcut Trio 3
						Metal (legs): MA03 MA01 MA02			
 Highback right side curved one seater segment with 2 legs (for combinations)	1160	875	1380	420	SHA1R3	2875	3114	3410	3984
 Highback left side curved one seater segment with 2 legs (for combinations)	1160	875	1380	420	SHA1L3	2875	3114	3410	3984
 Highback middle curved one seater segment with 2 legs (for combinations)	1140	875	1380	420	SHA1M3	2172	2355	2571	3016

Description	W	D	H	SH	Code	Fabric		Leather look/Fabric	Fabric	
						Berta		RNN, Austea, Step & Step Melange	Valencia C5, Cyber, Dream, Synergy	Steelcut Trio 3
						MA03 MA01 MA02	NB01 NB02	MA03 MA01 MA02	NB01 NB02	MA03 MA01 MA02
Metal/Wood (legs):										
Wooden legs										
 One seater segment with 2 legs (for combinations)	640	640		420	SHA104	558	581	647	714	
 Two seater segment with 2 legs (for combinations)	1280	640		420	SHA204	898	942	1072	1198	
 Three seater segment with 2 legs (for combinations)	1920	640		420	SHA303	1245	1335	1463	1670	
 One seater curved segment with 2 legs (for combinations)	1020	710		420	SHA105	742	810	875	972	
 Right side one seater segment with 2 legs (for combinations)	685	705	830	420	SHA1R0	1430	1553	1686	1897	

If demanded seat height is 17,72" - product will be only with metal legs and must be ordered via customer support service.
G codes for these legs: G3E01M (4 pcs.) and G3E012M (2 pcs.). Price remains the same as for product with shorter standard legs.

Description	W	D	H	SH	Code	Price, GBP (RRP)							
						Fabric				Leather look/Fabric		Fabric	
						Berta		RNN, Austea, Step & Step Melange		Valencia C5, Cyber, Dream, Synergy		Steelcut Trio 3	
Metal/Wood (legs):								MA03 MA01 MA02	NB01 NB02	MA03 MA01 MA02	NB01 NB02	MA03 MA01 MA02	NB01 NB02
 Left side one seater segment with 2 legs (for combinations)	685	705	830	420	SHA1LO	1430		1553		1686		1897	
 Middle angular (90°) one seater segment with 2 legs (for combinations)	705	705	830	420	SHA1M4	1829		1945		2088		2325	
 Middle one seater segment with 2 legs (for combinations)	640	705	830	420	SHA1MO	1116		1195		1320		1461	
 Middle two seater segment with 2 legs (for combinations)	1280	705	830	420	SHA2MO	1911		2048		2284		2544	
 Middle three seater segment with 2 legs (for combinations)	1920	705	830	420	SHA3MO	2598		2861		3104		3810	
 Right side curved one seater segment with 2 legs (for combinations)	1080	760	830	420	SHA1R1	1880		2030		2243		2543	
 Left side curved one seater segment with 2 legs (for combinations)	1080	760	830	420	SHA1L1	1880		2030		2243		2543	
 Middle curved one seater segment with 2 legs (for combinations)	1065	760	830	420	SHA1M1	1566		1708		1876		2055	

W - width
D - depth
H - height
SH - seat height

Description	W	D	H	SH	Code	Price, GBP (RRP)			
						A	B	Fabric:	
						Berta	Austea, Step & Step Melange	Cyber, Dream, Synergy	Steelcut Trio 3
						Wood (legs): NB01 NB02			
 Highback right side one seater segment with 2 legs (for combinations)	720	815	1380	420	SHA1R2	2211	2367	2591	2965
 Highback left side one seater segment with 2 legs (for combinations)	720	815	1380	420	SHA1L2	2211	2367	2591	2965
 Highback middle angular (90°) one seater segment with 2 legs (for combinations)	815	815	1380	420	SHA1M5	2701	2884	3041	3444
 Highback middle one seater segment with 2 legs (for combinations)	640	815	1380	420	SHA1M2	1515	1616	1771	2026
 Highback middle two seater segment with 2 legs (for combinations)	1280	815	1380	420	SHA2M1	2553	2757	3027	3571
 Highback middle three seater segment with 2 legs (for combinations)	1920	815	1380	420	SHA3M1	3451	3796	4119	4936
 Highback right side curved one seater segment with 2 legs (for combinations)	1160	875	1380	420	SHA1R3	2934	3173	3469	4043
 Highback left side curved one seater segment with 2 legs (for combinations)	1160	875	1380	420	SHA1L3	2934	3173	3469	4043
 Highback middle curved one seater segment with 2 legs (for combinations)	1140	875	1380	420	SHA1M3	2231	2414	2630	3075

Description	W	D	H	SH	Code	Price, GBP (RRP)			
						Fabric		Leather look/ Fabric	Fabric

W - width
D - depth
H - height
SH - seat height

Berta	Rnn, Austea, Step & Step Melange	Valencia C5, Cyber, Dream Synergy	Steelcut Trio 3
-------	----------------------------------	-----------------------------------	-----------------

Power socket/USB fast charger: **US**



Upholstered armrest with power socket

185	420	210	G5H0701	565	591	636	706
-----	-----	-----	---------	------------	------------	------------	------------



Upholstered armrest with USB fast charger

185	420	210	G5H0702	798	832	872	946
-----	-----	-----	---------	------------	------------	------------	------------



Set of legs, 2 pcs. (for seat height 420 mm). Must be ordered to complete the combination

G3E0002	26	85
---------	-----------	-----------



Connecting brackets for combinations (2 pcs.)

G6F0359	52
---------	-----------



Table (mounted between the settees; with connections)

640	640	200	G2A0911	355	407	554
-----	-----	-----	---------	------------	------------	------------



Table with integrated power socket (mounted between the settees; with connections)

640	640	200	G2A0604	614	650	754
-----	-----	-----	---------	------------	------------	------------

Melamine:		Veneer:
PA06 PA07 PA01 PA03 PA02	PA09 PA10 PA08 PA04 PA05	NA01 NA03 NA04

Power socket/USB fast charger: **US**

Description	W	D	H	SH	Code	Price, GBP (RRP)		
						PA06 PA07 PA01 PA03 PA02	PA09 PA10 PA08 PA04 PA05	NA01 NA03 NA04

W - width
D - depth
H - height
SH - seat height

Melamine:

Veneer:

Power socket/USB fast charger: **US**



Table with integrated USB fast charger (mounted between the settees; with connections)

640	640	200	G2A0605	798	828	942
-----	-----	-----	---------	------------	------------	------------

Description	W	D	H	SH	Code	Price, GBP (RRP)		
						PA06 PA07 PA01 PA03 PA02	PA09 PA10 PA08 PA04 PA05	NA01 NA03 NA04

Melamine:

Veneer:

Metal: **MA03 MA01 MA02**



Mobile table with metal base

400	500	620	SHD041	418	429	447
-----	-----	-----	--------	------------	------------	------------

JAZZ Chill Out lounge & soft furniture



FEATURES

- Easily transformed pouf system – very convenient for its design and shape simplicity

QUALITY STANDARD

- LST EN 16139-2013/AC:2013

TECHNICAL INFORMATION

Type

- Modular system and poufs.

Frame

- Made from 15 mm plywood and 15 mm chipboard, poufs with backrest also has 40x30x2 mm metal tube;
- Backrest frame made from 15 mm plywood, 25 mm chipboard and 25x25x1,5 mm metal tube.

Seat

- Black painted rectangular metal base (50x20x1,5 mm) with 4 plastic supports (5 mm);
- Ability to order linking parts (2 pcs.), which allow linkage of the poufs to lines.

Padding

- Frame top coated by foam HR5050 (density: 48-51 kg/m³), lower layer of the foam HR3030 (density: 28-32 kg/m³); frame sides coated by foam HR3030 (density: 28-32 kg/m³);
- Backrest frame coated by foam VB3842 (density: 36-39 kg/m³).

Power outlet

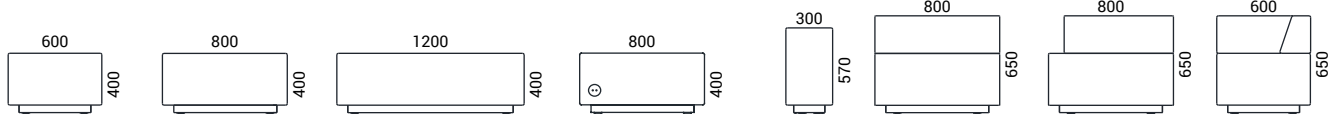
- 1 AC power socket 100 – 230 V or USB fast charger (USB Type A+C, max 5,6A), (EU, UK, FR, US, CH);
- Cable length - 3 m;

RANGE

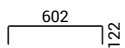
Poufs



Modular system



Table



Optional



Metal table placed on the pouf (black or white colour)



Linking parts (2 pcs.)





ORDERING EXAMPLE

Code structure



SGA103.	GV15.	GV05
Product	A Fabric	B Fabric

W - width
D - depth
H - height
SH - seat height

Description	W	D	H	SH	Code	Price, GBP (RRP)				
						Fabric:	Leather look/ Fabric:	Leather look/Fabric:	Fabric:	Genuine leather:
						Berta, Era	Xtreme Plus, RNN, Step & Step Melange	Valencia C5, Velito, Synergy	Steelcut trio 3	DNN
 Pouf. Base - black painted metal.	600	600	400	400	G5R0001	444	469	532	639	784
 Pouf. Base - black painted metal.	800	600	400	400	G5R0002	602	639	710	876	1064
 Pouf. Base - black painted metal.	1200	600	400	400	G5R0003	758	806	946	1079	1438
 Pouf. Base - black painted metal.	300	600	570	570	G5R0004	407	447	532	621	806

A B Fabric/ Leather look:

	Berta	Era	Xtreme Plus	RNN	Step & Step Melange
--	--------------	------------	--------------------	------------	--



Pouf with backrest (800x200, H=250).
Base - black painted rectangular metal tube/frame.

800 600 650 SGA103 **810 810 853 853 853**



Pouf with right side backrest (700x200, H=250).
Base - black painted metal.

800 600 650 SGA104 **747 747 827 827 827**



Pouf with left side backrest (700x200, H=250).
Base - black painted metal.





800 600 650 SGA105 **747 747 827 827 827**









Pouf with angular backrest (600x600, H=250).
Base - black painted metal.

600 600 650 SGA106 **799 799 861 861 861**

W - width
D - depth
H - height
SH - seat height

Description	W	D	H	SH	Code	Price, GBP (RRP)				
						A Fabric:		Fabric A /Leather look A /Fabric A		
						Berta	Era	Xtreme Plus	RNN	Step & Step Melange
						B Fabric:		Fabric B /Leather look B /Fabric B		
						Berta	Era	Xtreme Plus	RNN	Step & Step Melange
 Pouf with backrest (800x200, H=250). Base - black painted rectangular metal tube/frame.	800	600	650		SGA103	976	976	976	1193	1467
 Pouf with right side backrest (700x200, H=250). Base - black painted metal.	800	600	650		SGA104	954	954	954	1182	1397
 Pouf with left side backrest (700x200, H=250). Base - black painted metal.	800	600	650		SGA105	954	954	954	1182	1397
 Pouf with angular backrest (600x600, H=250). Base - black painted metal.	600	600	650		SGA106	961	961	961	1142	1788

Description	W	D	H	SH	Code	Price, GBP (RRP)				
						Fabric:	Leather look/ Fabric:	Leather look/Fabric:	Fabric:	Genuine leather:
						Berta, Era	Xtreme Plus, RNN, Step & Step Melange	Valencia C5, Velito, Synergy	Steelcut trio 3	DNN
 Pouf with power socket on left hand side. Base - black painted metal.	800	600	400		G5R0015	743	784	850	1016	1375
 Pouf with power socket on right hand side. Base - black painted metal.	800	600	400		G5R0016	743	784	850	1016	1375
 Pouf with USB fast charger on left hand side. Base - black painted metal.	800	600	400		G5R0115	928	961	1035	1198	1523
 Pouf with USB fast charger on right hand side. Base - black painted metal.	800	600	400		G5R0116	928	961	1035	1198	1523
						Painted metal: MA01MA03				
 Metal table placed on the pouf	602	400	122		G2Z0035			174		
						Painted metal: MA01				
 Linking parts (2 pcs.), which allow linkage of the poufs to lines	40	45	113		G6F0322			33		

GIRO poufs



FEATURES

- Easy to move and transport due to its light weight

TECHNICAL INFORMATION

Frame

- Made from 15 mm chipboard and 3 mm flexible plywood;
- Maximum functional load 110 kg.

Padding

- Upper frame part is foam coated HR5050 (density: 48-51 kg/m³);
- Frame sides are foam coated HR3030 (density: 28-32 kg/m³).

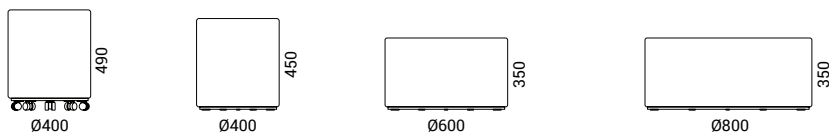
Base

- 12 mm black MFC (melamine) round base with 1 mm ABS edging;
- Bottom finish - 5 plastic glides (H = 5 mm) or 5 castors (H = 45 mm).

Castors





- PU tread coated black wheel castors for hard floor, Ø37 mm;
- PA6 black wheel castors for soft floor, Ø37 mm.

RANGE



Ordering example

G5R0011.	GV21.	0
Product	Fabric	Castors

Description	W	D	H	Code	Price, GBP (RRP)					
Castors: 1 0										
					Fabric: Berta, Era	Leather look/Fabric: RNN, Austea, Step & Step Melange	Leather look/Fabric: Dream, Valencia C5, Velito, Synergy	Fabric: Steelcut trio 3	Genuine leather: DNN	
 Round pouf (Ø400 mm) with black melamine base and castors	Ø400		490	G5R0011	225	237	281	373	488	
					Fabric: Berta, Era	Leather look/Fabric: RNN, Austea, Step & Step Melange	Leather look/Fabric: Dream, Valencia C5, Velito, Synergy	Fabric: Steelcut trio 3	Genuine leather: DNN	
 Round pouf (Ø400 mm) with black melamine base and plastic supports	Ø400		450	G5R0012	181	192	255	347	444	
 Round pouf (Ø600 mm) with black melamine base and plastic supports	Ø600		350	G5R0013	281	299	340	495	639	
 Round pouf (Ø800 mm) with black melamine base and plastic supports	Ø800		350	G5R0014	403	421	488	665	928	

TULA armchairs

Quality standard

- LST EN 16139:2013
- LST EN 16139:2013/AC:2013



TECHNICAL INFORMATION

Frame and padding

- Steel framework molded in polyurethane;
- Round plywood plate Ø240 mm, 12 mm thickness on the bottom of shell.

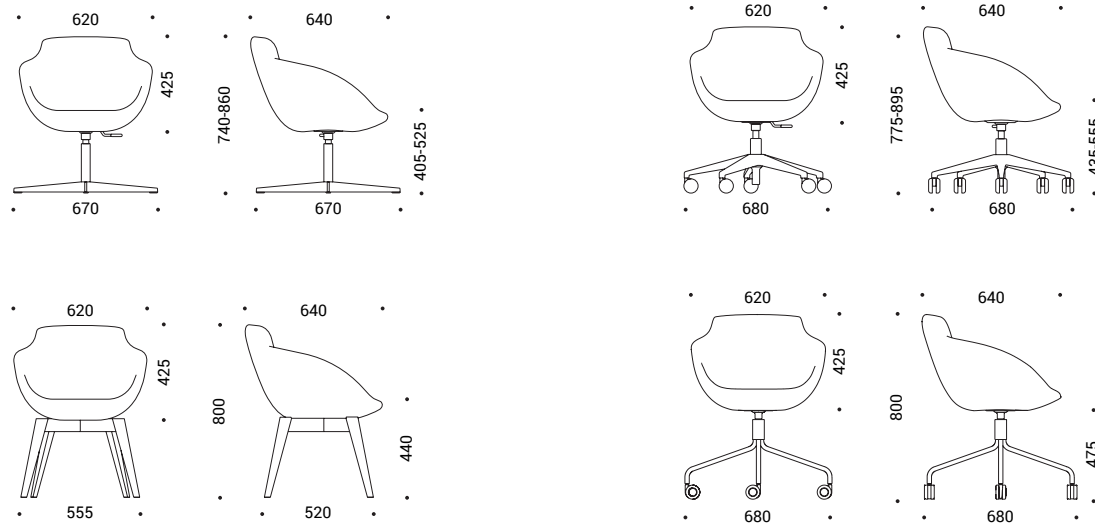
Base options

- Four-star aluminium base with 120 mm run range gas lift;
- Five-star aluminium base with 65 mm castors (for soft or hard floor), 120 mm run range gas lift;
- Four-leg lacquered and stained light grey or black ash solid wood base;
- Pyramid (four-star) base from bend Ø20 mm steel rod, external Ø680mm, powder coated.

Castors:

- Rubber free wheel castors for hard floor, Ø65 mm;
- PA (polyamide) free wheel castors for soft floor, Ø65 mm;
- Rubber free wheel hollow castors for hard floor, Ø65 mm;
- PA (polyamide) free wheel hollow castors for soft floor, Ø65 mm.

RANGE



Ordering example

Diagram of a blue office chair with callouts for fabric options A (light blue) and B (dark blue), and rubber castors (0).

G5R0205.	GS63.	GS62.	0
Product	A Fabric	B Fabric	Castors

Diagram of a blue office chair with callouts for fabric options A (light blue) and B (dark blue), metal base MA01, and hollow C rubber castors (0).

G5R0206.	GS63.	GS62.	MA01	0.	C
Product	A Fabric	B Fabric	Metal	Castors	Castors type

W - width
D - depth
H - height
SH - seat height

Description	W	D	H	SH	Code	Price, GBP (RRP)				
						A Fabric:			A Leather look/ Fabric:	A Fabric:
						Berta	Era	Step/ Step Melange	RNN, Era, Step/Step Melange	Austea
						B Fabric:	B Fabric:		B Leather look:	B Fabric:
						Berta	Era, Step/Step Melange		RNN	Austea



Armchair. Entirely moulded in cold-cure polyurethane. Steel framework. Base: swivelling, height adjustable, polished aluminium.

670	670	740 - 860	405 - 525	G5R0203	736	736	739	739	739
-----	-----	-----------	-----------	---------	------------	------------	------------	------------	------------



Armchair. Entirely moulded in cold-cure polyurethane. Steel framework. Base: ash solid wood.

620	640	800	440	G5R0021	795	795	802	802	802
-----	-----	-----	-----	---------	------------	------------	------------	------------	------------



Armchair. Entirely moulded in cold-cure polyurethane. Steel framework. Base: swivelling, height adjustable, 5 star die-cast polished aluminium with castors.

680	680	775 - 895	435 - 555	G5R0205	724	724	750	750	750
-----	-----	-----------	-----------	---------	------------	------------	------------	------------	------------

A Fabric:			A Leather look/ Fabric:	A Fabric:
Berta	Era	Step/ Step Melange	RNN, Era, Step/Step Melange	Austea
B Fabric:	B Fabric:		B Leather look:	B Fabric:
Berta	Era, Step/Step Melange		RNN	Austea
Solid Wood: NB01 NB02				

Castors: O1				
A Fabric:			A Leather look/ Fabric:	A Fabric:
Berta	Era	Step/ Step Melange	RNN, Era, Step/Step Melange	Austea
B Fabric:	B Fabric:		B Leather look:	B Fabric:
Berta	Era, Step/Step Melange		RNN	Austea

W - width
D - depth
H - height
SH - seat height

Description	W	D	H	SH	Code	Price, GBP (RRP)				
						Castors: 01				
						Castors type: F				
						A Fabric:			A Leather look/ Fabric:	A Fabric:
Berta	Era	Step/Step Melange	RNN, Era, Step/Step Melange	Austea						
B Fabric:	B Fabric:			B Leather look:	B Fabric:					
Berta	Era, Step/Step Melange			RNN	Austea					
						Metal: MA01 MA02 MA03 MA06 MA07				



Armchair. Steel framework. Entirely moulded in cold-cure polyurethane. Base: swivelling, pyramid type powder-coated wire steel with castors. The seat height is not adjustable.

680 680 800 475 G5R0210 **743 743 754 754 754**

						Castors: 01				
						Castors type: C				
						A Fabric:			A Leather look/ Fabric:	A Fabric:
Berta	Era	Step/Step Melange	RNN, Era, Step/Step Melange	Austea						
B Fabric:	B Fabric:			B Leather look:	B Fabric:					
Berta	Era, Step/Step Melange			RNN	Austea					
						Metal: MA01 MA02 MA03 MA06 MA07				



Armchair. Steel framework. Entirely moulded in cold-cure polyurethane. Base: swivelling, pyramid type powder-coated wire steel with castors. The seat height is not adjustable.

680 680 800 475 G5R0210 **787 787 795 795 795**

W - width
D - depth
H - height
SH - seat height

Description	W	D	H	SH	Code	Price, GBP (RRP)				
						A Fabric:				
						Era, Step & Step Melange	Cyber, Synergy, Velito	Dream	Steelcut Trio 3	
Armchair. Entirely moulded in cold-cure polyurethane. Steel framework. Base: swivelling, height adjustable, polished aluminium.	670	670	740 - 860	405 - 525	G5R0203	B Fabric:	B Leather look/ Fabric:	B Fabric:		
						Velito, Synergy	Era, Step & Step Melange	RNN, Cyber, Velito, Synergy	Dream	Steelcut Trio 3
						761	761	795	795	898



Description	W	D	H	SH	Code	Price, GBP (RRP)				
						A Fabric:				
						Era, Step & Step Melange	Cyber, Synergy, Velito	Dream	Steelcut Trio 3	
Armchair. Entirely moulded in cold-cure polyurethane. Steel framework. Base: ash solid wood.	620	640	800	440	G5R0021	B Fabric:	B Leather look/ Fabric:	B Fabric:		
						Velito, Synergy	Era, Step & Step Melange	RNN, Cyber, Velito, Synergy	Dream	Steelcut Trio 3
						839	839	872	872	976



Description	W	D	H	SH	Code	Price, GBP (RRP)				
						A Fabric:				
						Era, Step & Step Melange	Cyber, Synergy, Velito	Dream	Steelcut Trio 3	
Armchair. Entirely moulded in cold-cure polyurethane. Steel framework. Base: swivelling, height adjustable, 5 star die-cast polished aluminium with castors.	680	680	775 - 895	435 - 555	G5R0205	B Fabric:	B Leather look/ Fabric:	B Fabric:		
						Velito, Synergy	Era, Step & Step Melange	RNN, Cyber, Velito, Synergy	Dream	Steelcut Trio 3
						780	780	809	809	917



Description	W	D	H	SH	Code	Price, GBP (RRP)				
-------------	---	---	---	----	------	------------------	--	--	--	--

W - width
D - depth
H - height
SH - seat height

Castors: 1 **O**

Castors type: **F**

A Fabric:

Era, Step & Step Melange	Cyber, Synergy, Velito		Dream	Steelcut Trio 3
B Fabric:	B Leather look/ Fabric:		B Fabric:	
Velito, Synergy	Era, Step & Step Melange	RNN, Cyber, Velito, Synergy	Dream	Steelcut Trio 3
MA01 MA02 MA3 MA06 MA07				



Armchair. Steel framework. Entirely moulded in cold-cure polyurethane. Base: swivelling, pyramid type powder-coated wire steel with castors. The seat height is not adjustable.

680 680 800 475 G5R0210 **795 795 835 835 939**

Castors: 1 **O**

Castors type: **C**

A Fabric:

Era, Step & Step Melange	Cyber, Synergy, Velito		Dream	Steelcut Trio 3
B Fabric:	B Leather look/ Fabric:		B Fabric:	
Velito, Synergy	Era, Step & Step Melange	RNN, Cyber, Velito, Synergy	Dream	Steelcut Trio 3
MA01 MA02 MA3 MA06 MA07				



Armchair. Steel framework. Entirely moulded in cold-cure polyurethane. Base: swivelling, pyramid type powder-coated wire steel with castors. The seat height is not adjustable.

680 680 800 475 G5R0210 **835 835 883 883 987**

DANAE armchairs

Quality standard

- LST EN 16139:2013
- LST EN 16139:2013/AC:2013



TECHNICAL INFORMATION

Frame and padding

- Steel framework moulded in polyurethane;
- Fabric is glued and fixed from underside.

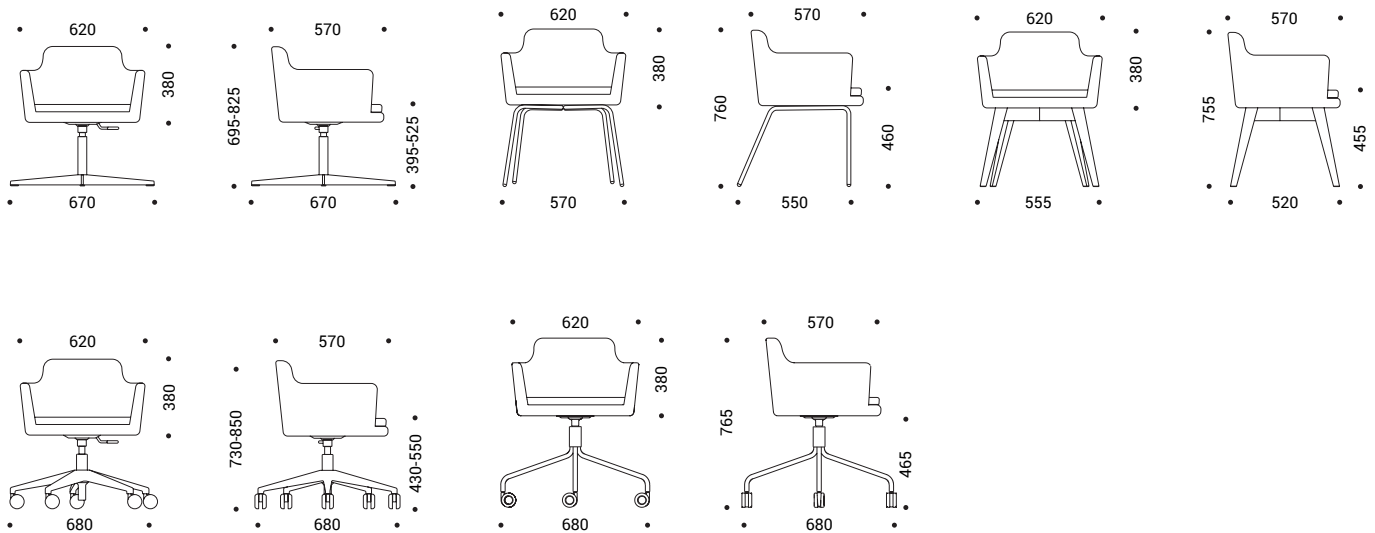
Base

- Four-star aluminium base with 120 mm run range gas lift;
- Four-leg chromed tube frame Ø20mm;
- Five-star aluminium base with 65 mm castors (for soft or hard floor), 120 mm run range gas lift;
- Four-leg lacquered and stained light grey or black ash solid wood base;
- Pyramid (four-star) base from bend Ø20 mm steel rod, external Ø680 mm, powder coated, with castors.


Castors

- Rubber free wheel castors for hard floor, Ø65 mm;
- PA (polyamide) free wheel castors for soft floor, Ø65 mm;
- Rubber free wheel hollow castors for hard floor, Ø65 mm;
- PA (polyamide) free wheel hollow castors for soft floor, Ø65 mm.

RANGE




Ordering example



DZ09

Rubber castors (0)

G5R0055.	DZ09.	0
Product	Leather look	Castors



DZ09

MA01

Hollow C rubber castors (0)

G5R0207.	DZ09.	MA01.	0.	C
Product	Genuine leather	Metal	Castors	Castors type

W - width
D - depth
H - height
SH - seat height

Description	W	D	H	SH	Code	Price, GBP (DAP)				
						Castors: 1 0				
						Castors type: F				
						Fabric:	Leather look/Fabric:	Leather look/Fabric:	Fabric:	Genuine leather:
						Berta, Era	Xtreme Plus, RNN, Austea, Step & Step Melange	Valencia C5, Cyber, Dream, Velito, Synergy	Steelcut trio 3	DNN
						Metal: MA01 MA02 MA3 MA06 MA07				



Armchair. Entirely moulded in cold-cure polyurethane. Steel framework. Base: swivelling, pyramid type powder-coated wire steel with castors. The seat height is not adjustable.

680 680 765 465 G5R0211 **821 857 891 976 1345**

Description	W	D	H	SH	Code	Price, GBP (DAP)				
						Castors: 1 0				
						Castors type: C				
						Fabric:	Leather look/Fabric:	Leather look/Fabric:	Fabric:	Genuine leather:
						Berta, Era	Xtreme Plus, RNN, Austea, Step & Step Melange	Valencia C5, Cyber, Dream, Velito, Synergy	Steelcut trio 3	DNN
						Metal: MA01 MA02 MA3 MA06 MA07				



Armchair. Entirely moulded in cold-cure polyurethane. Steel framework. Base: swivelling, pyramid type powder-coated wire steel with castors. The seat height is not adjustable.

680 680 765 465 G5R0211 **861 898 939 1024 1382**

VEGAS lounge chairs



TECHNICAL INFORMATION

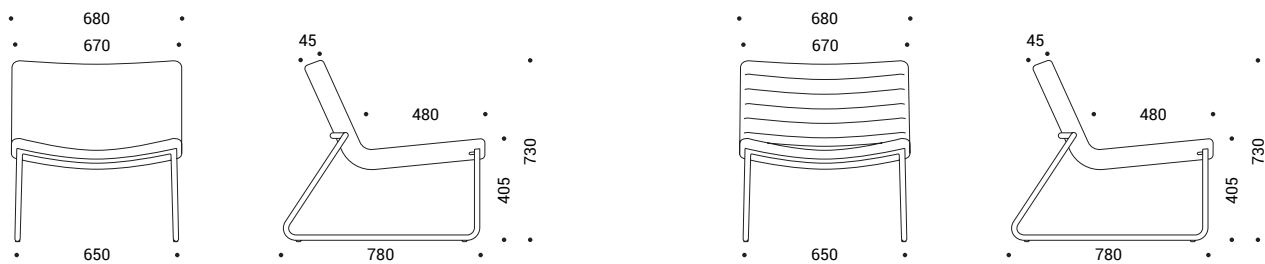
Seat and back

- Wooden inner part with glued cold injected foam (density HR3030) and synthepon;
- Upholstered with fabric or leather;
- With or without horizontal stitching.

Bases

- Bended steel frame (Ø20 mm), chromed, with plastic glides;
- Bended steel frame (Ø20 mm), powder coated, with plastic glides.

RANGE







ORDERING EXAMPLE

Code structure




G5R0080.	GA09.	MA01
Product	Fabric	Metal

	Description	W	D	H	SH	Code	Price, GBP (RRP)				
W - width D - depth H - height SH - seat height							Fabric:	Leather look/ fabric:	Fabric:	Fabric:	Genuine leather:
							Berta, Era	Xtreme Plus, RNN, Step & Step Melange	Dream, Velito, Synergy	Steelcut trio 3	DNN
							Painted metal: MA01 MA02 MA03 MA04				
	Lounge chair with horizontal stitching. Cantilever steel frame.	690	725	730	320	G5R0080	680	695	806	924	1116
	Lounge chair with one connecting stitch. Cantilever steel frame.	690	725	730	320	G5R0090	676	691	802	920	1031
							Fabric:	Leather look/ fabric:	Fabric:	Fabric:	Genuine leather:
							Berta, Era	Xtreme Plus, RNN, Step & Step Melange	Dream, Velito, Synergy	Steelcut trio 3	DNN
							Metal: MB01				
	Lounge chair with horizontal stitching. Cantilever steel frame.	690	725	730	320	G5R0080	739	758	880	994	1138
	Lounge chair with one connecting stitch. Cantilever steel frame.	690	725	730	320	G5R0090	736	754	876	991	1098

Power units and cables

Other documents available for these products

Cable management guidelines and compatibility
Technical information for cable trays and cable ducts
NARBUTAS product care guide



Technical information

Power units

Types

Universal power units (1)

In-surface mounted power units (2)

Top-/under-surface mounted power units (3)

1



2



3



Universal power units

Universal power unit (1)

Power unit frame

- 1 mm powder-coated metal sheet construction;
- Supplied with a fixing set compatible with NARBUTAS cable trays and metal or wood panels (minimum thickness: 18 mm);
- Cut-outs to accommodate various power and data socket sets;
- Blanking plates can be easily replaced with power or data modules, where applicable;
- Integrated cable strain relief.

Electrical specification

- Power socket standards: EU, FR, UK, CH, US;
- GST18i3 connection standard;
- AC power sockets 110–240 V (GST18i3 in/out connectors);
- Fused UK sockets (resettable, 3.15 A each);
- Twin USB fast charger (A+C, 30 W) (GST18i3 in connector only);
- HDMI socket with additional 3 m extension cable;
- RJ45 socket with hardwired CAT5e 3 m flylead terminating with RJ45 plug.

TV power unit for SILENT ROOM M, L, XL (2)

Power unit frame

- 1 mm powder-coated metal sheet construction;
- Cut-outs to accommodate various power and data socket sets;
- Blanking plates can be easily replaced with power or data modules, where applicable;
- Integrated cable strain relief.

Electrical specification

- Power socket standards: EU, FR, UK, CH, US;
- GST18i3 connection standard;
- AC power sockets 110–240 V (GST18i3 in/out connectors);
- Fused UK sockets (resettable, 3.15 A each);

Distributor block with extension cable

- Distributor block with GST18i3 plug and up to 5 GST18i3 sockets;
- Soft 0.5 m extension cable with GST18i3 socket and GST18i3 plug;
- Soft 0.5 m extension cable with GST18i3 socket and GST18i3 plug with AWG marking for the US market.

1



2



In-surface mounted power units

Universal power units with metal frame (1)

Power unit frame

- 1, 2, and 3 mm powder-coated metal sheet construction;
- Fits in NARBUTAS' desk and media wall cut-outs, with fixings suitable for 16–25 mm panel thicknesses;
- Blanking plates can be easily replaced with power or data modules, where applicable;
- Integrated cable strain relief.

Electrical specification

- Power socket standards: EU, FR, UK, CH, US;
- GST18i3 connection standard;
- AC power sockets 110–240 V (GST18i3 in/out connectors);
- Fused UK sockets (resettable, 3.15 A each);
- Twin USB fast charger (A+C, 30 W) (GST18i3 in connector only);
- RJ45 socket with hardwired CAT5e 3 m flylead terminating with RJ45 plug;
- 1 m GST18i3 extension cable included.

Universal round power units (2)

- Power socket standards: EU, FR, UK, CH, US;
- AC power sockets 110–240 V;
- Fused UK socket (3.15 A);
- 0.8 m GST18i3 hardwired extension cable;
- Twin USB fast charger (A+C, 25 W);
- Fits in Ø80 mm cut-outs in panels 1–40 mm thick; tool-free installation.


Additional power units for MEDIA (3)

- Power socket standards: EU, FR, UK, CH, US;
- AC power sockets 110–240 V;
- Fused UK socket (3,15A);
- 0,8m GST18i3 hardwired extension cable and additional 3 m power supply cable;
- Twin USB fast charger (A+C, 25W);
- Fits in Ø80 mm cut-outs in panels 1–40 mm thick; tool-free installation;
- Includes dedicated assembly instructions and fixing set.

Additional power units for PARTHOS (4)

- Power socket standards: EU, FR, UK, CH, US;
- AC power sockets 110–240 V;
- Fused UK socket (3.15 A);
- 0.8 m GST18i3 hardwired extension cable and an additional 1 m power supply cable;
- 10 W wireless charger;
- Twin USB fast charger (A+C, 25 W);
- Fits in Ø128 mm cut-outs in panels 1–42 mm thick; tool-free installation;
- Includes dedicated assembly instructions and fixing set.

1



2



3



4



Top-/under-surface mounted power units

Top-under power units (1)

Top-under power units with metal casing (2)

Top mounted power unit (3)

Top-/under power units

- Power socket standards: EU, FR, UK, CH, US;
- AC power sockets 110-240 V;
- Fused UK socket (3,15A each);
- 0,8m GST18i3 hardwired extension cable;
- Twin USB fast charger (A+C, 25W);
- Includes metal C-clamp for top surface mounting on desktop 5-40 mm thick, and plastic bracket with woodscrews for under-surface mounting (minimum panel thickness: 18 mm).

Top-/under power units with metal casing

- Power socket standards: EU, FR, UK, CH, US;
- AC power sockets 110-240 V;
- Fused UK socket (3,15A each);
- 0,8m GST18i3 hardwired extension cable;
- Twin USB fast charger (A+C, 25W);
- Includes metal C-clamp for top surface mounting on desktop 16-27 mm thick, and plastic bracket with woodscrews for under-surface mounting (minimum panel thickness: 18 mm).

Top mounted power unit

- Power socket standards: EU, FR, UK, CH, US;
- AC power sockets 110-240 V;
- Fused UK sockets (3,15A each);
- Fused CH power unit (10A total);
- 0,3m GST18i3 hardwired extension cable;
- Twin USB fast charger (A+C, 20W);
- Metal C-clamp suitable for desktop thicknesses of 15-40 mm.

1



2



3



Cables and distributor blocks

Types

Universal cables
Distributor blocks

Universal cables

Power supply cable (1)

- Soft cable with GST18i3 socket and market-specific plug;
- In-line 10A resettable fuse for the Swiss market;
- In-line 15A resettable fuse for the US market, with AWG marking.

Extension cable (2)

- Soft cable with GST18i3 socket and GST18i3 plug;
- AWG marking for the US market.

Distributor blocks

Distributor block with extension cable (3)

- Distributor block with GST18i3 plug and up to 5 GST18i3 sockets;
- Soft 0.5 m extension cable with GST18i3 socket and GST18i3 plug;
- Soft 0.5 m extension cable with GST18i3 socket and GST18i3 plug with AWG marking for the US market.

Distributor block (4)

- Distributor block with GST18i3 plug and up to 5 GST18i3 sockets.

1



2



3



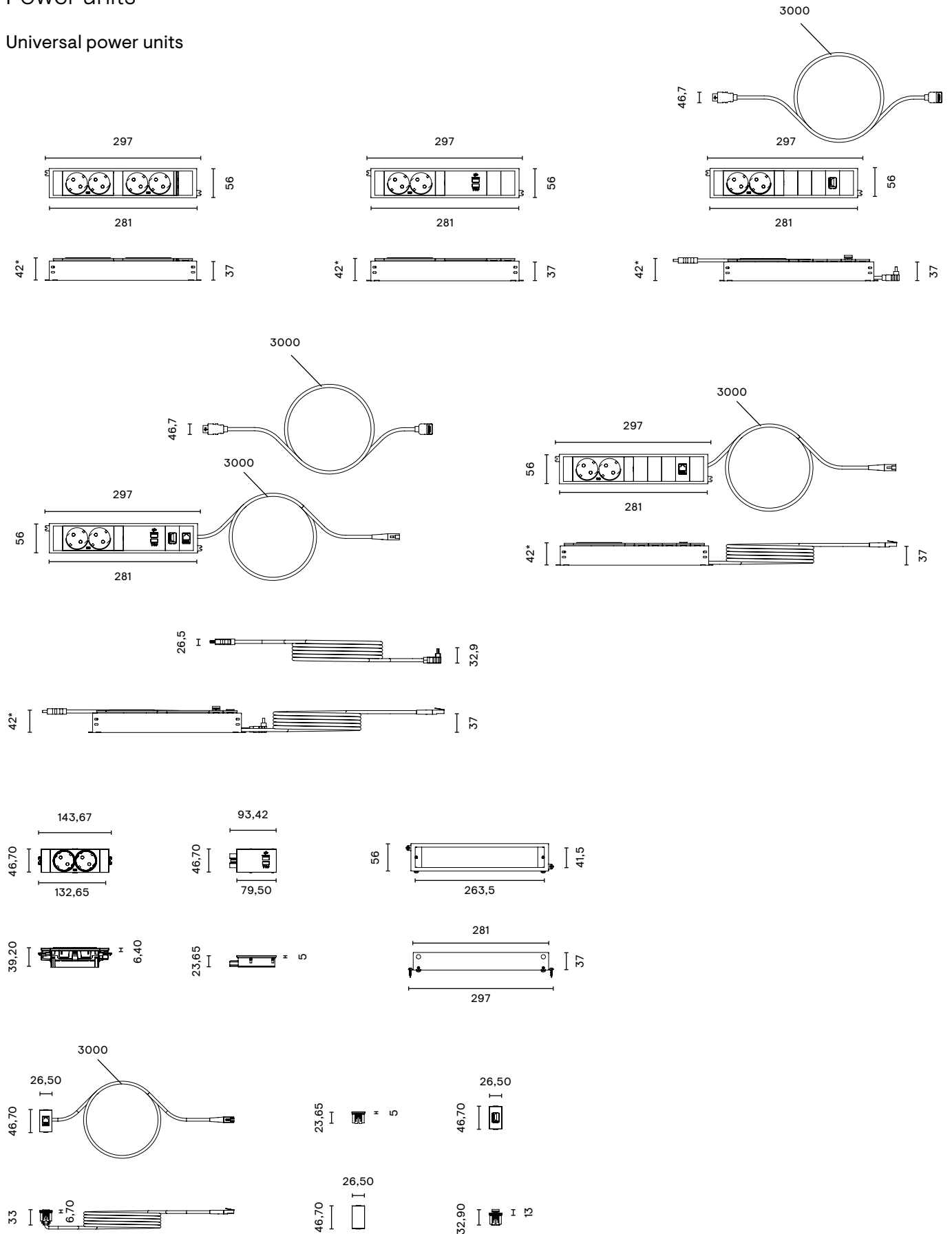
4



Range

Power units

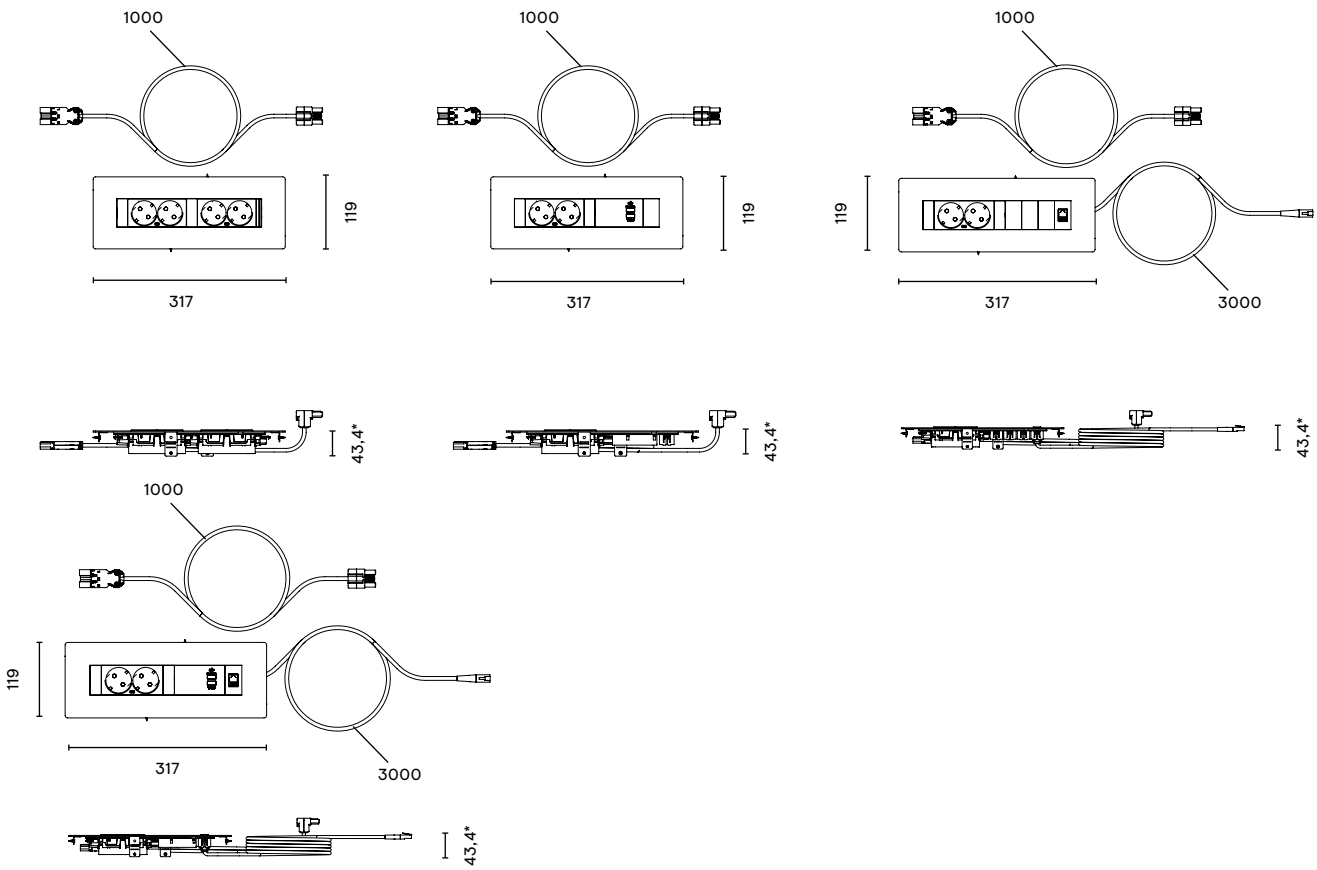
Universal power units



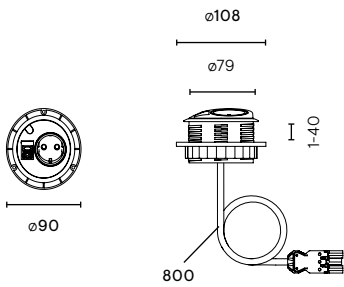
* minimal dimensions

In-surface mounted power units

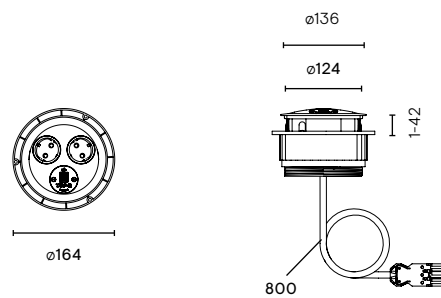
- Universal power units with metal frame



- Universal round power units
- Additional power units for MEDIA

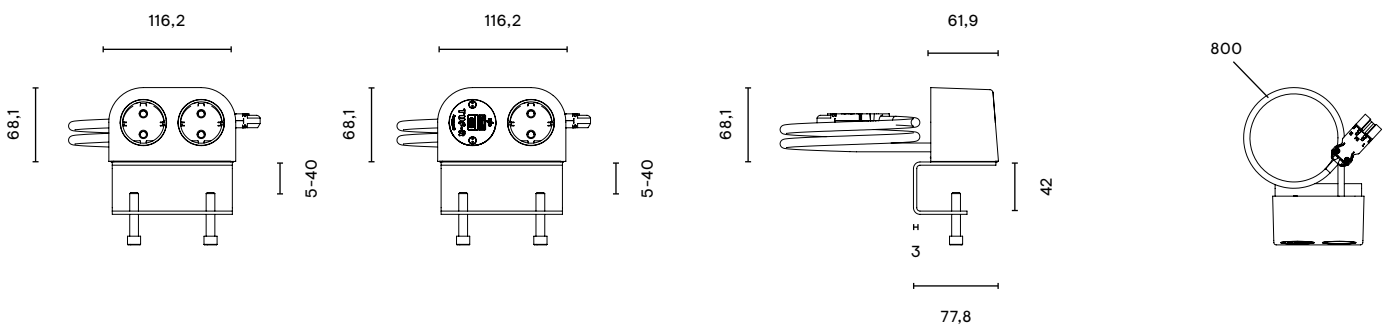


- Additional power units for PARTHOS



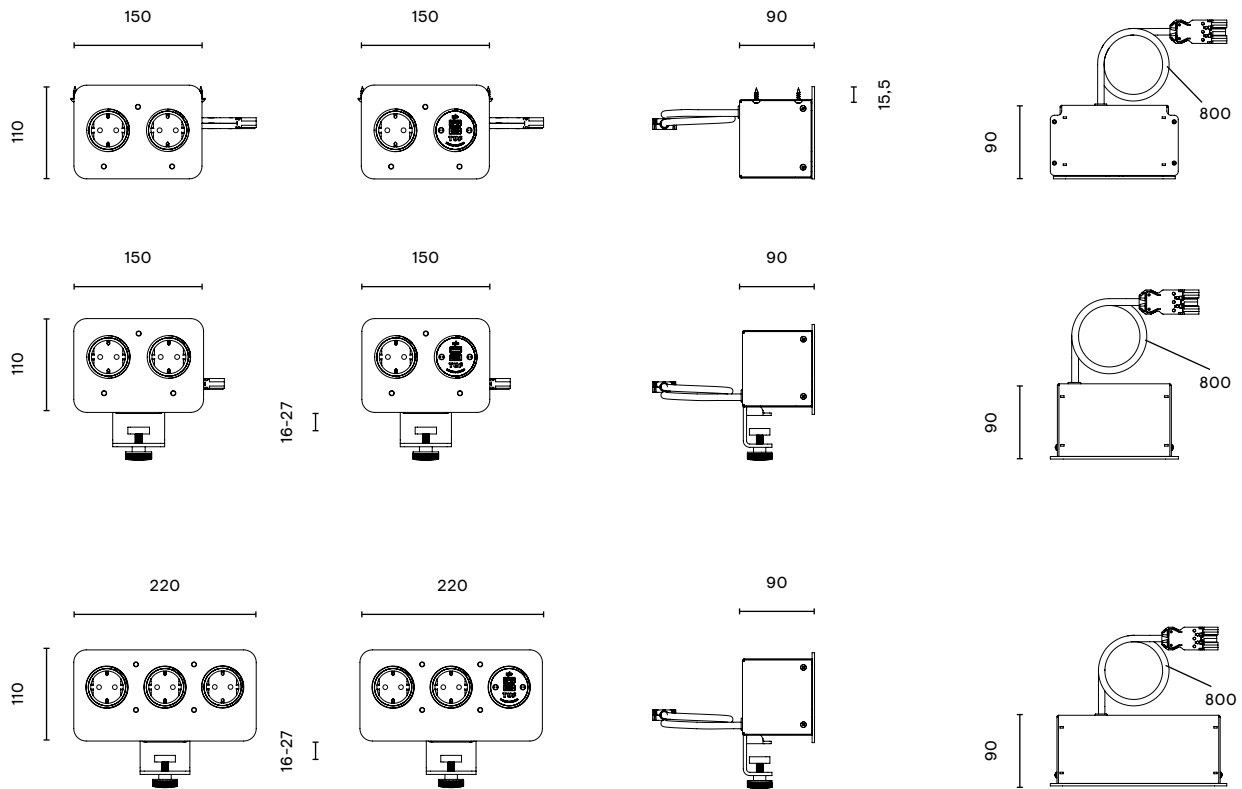
Top-/under-surface mounted power units

- Top-/under-mounted power units

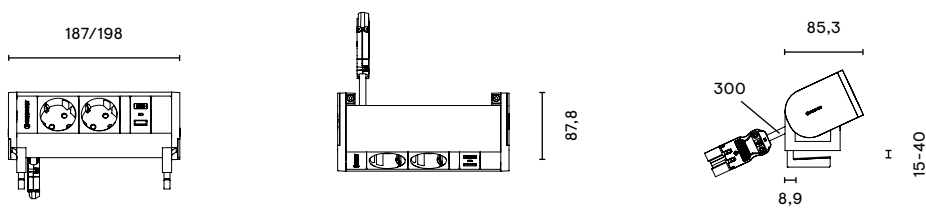


* minimal dimensions

- Top-/under-mounted power units with metal casing



- Top-mounted power unit



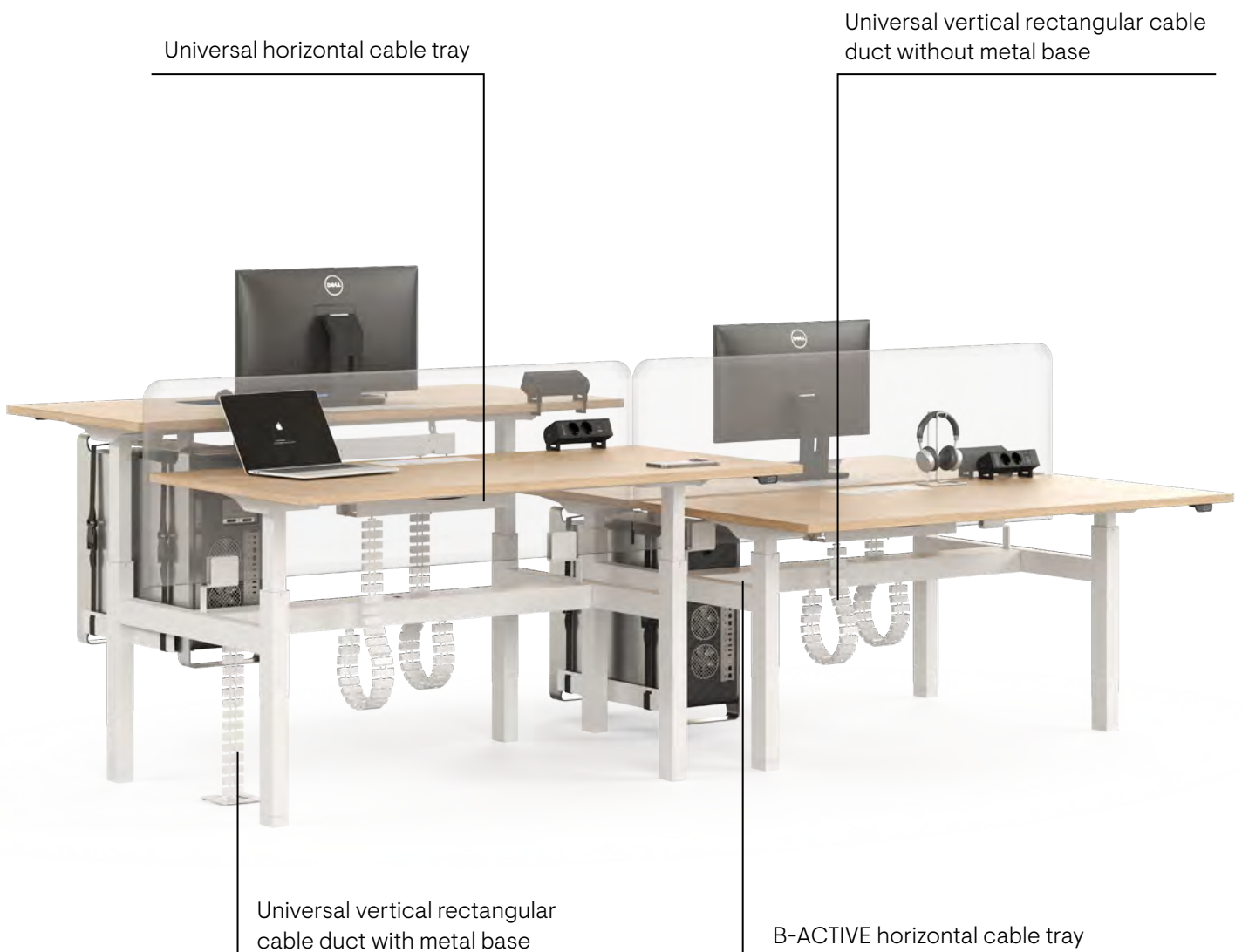
Additional information

- Universal and in-surface-mounted power units are modular and supplied fully assembled from the factory. In-surface-mounted power units can be reconfigured on-site without the need for a qualified electrician.
- Universal power units are available in pre-configured sets or can be customized individually to meet specific requirements. For more information, please refer to the document "Cable Management Guidelines and Compatibility."

Cable trays and cable ducts

Other documents available for these products

- Cable management guidelines and compatibility
- Technical information for power units and cables
- NARBUTAS product care guide



Technical information

Cable trays

Types

Universal horizontal cable trays (1)

Additional horizontal cable trays:

- MOTION (2)
- B-ACTIVE (3)
- ROUND Multipurpose , NOVA Wood Multipurpose (4)

1



2



3



4



Universal horizontal cable trays

Universal horizontal metal cable trays (1)

Universal horizontal metal cable tray for 2-desk bench (2)

- Length options – 500 mm, 1060 mm, 1260 mm and 1460 mm – for different applications;
- 1.5 mm powder-coated metal sheet profile;
- Stamped brackets for tool-free installation in either direction;
- Brackets made from 2 mm powder-coated metal sheet;
- Includes wood screws for attachment to desktops (minimum thickness: 18 mm);
- Pre-installed cable hooks, repositionable or removable;
- Bottom cut-outs for cable routing and vertical cable duct mounting;
- Side and bottom holes for various power unit mounting configurations.

Universal horizontal metal cable tray with fold-down opening (3)

- Two length options – 500 mm and 1060 mm – for different applications;
- 1.5 mm powder-coated metal sheet profile;
- Tool-free fold-down functionality for easy access, profile tilts 45°;
- Pre-installed brackets made from bent 1.5 and 2 mm powder-coated metal sheet;
- Includes wood screws for attachment to desktops (minimum thickness: 18 mm);
- Pre-installed cable hooks, repositionable or removable;
- Bottom cut-outs for cable routing and vertical cable duct mounting;
- Side and bottom holes for various power unit configurations.

1



2



3



Additional horizontal cable trays

MOTION (1)

Metal cable tray for a 2-desk bench

- Attached to metal leg connection, wooden panel or both (depending on desk configuration);
- Made from 1 mm powder-coated metal sheet;
- Shorter length allows cables to exit at the tray ends;
- Bottom cut-out for cable routing and vertical cable duct.

Metal cable cover

- For cable management between horizontal cable trays in a 2-desk bench;
- Two-piece profile made from 1.2 mm powder-coated metal sheet;
- Top cover piece attached to the leg connection with plastic clips;
- Bottom cover piece held in place by magnets for easy cable access.

B-ACTIVE (2)

Metal cable tray for a 2-desk bench

- Attached to metal leg connection;
- Made from 1 mm powder-coated metal sheet;
- Bottom cut-out for cable routing and vertical cable duct.

ROUND Multipurpose and NOVA Wood Multipurpose (3)

Metal cable tray with fold-down opening

- Attached to the table's metal frame at dedicated points;
- 1.5 mm powder-coated metal sheet profile;
- Tool-free fold-down functionality for easy access, profile tilts to 38°;
- Bottom cut-outs for cable routing and vertical cable duct;
- Multiple bottom holes for flexible power unit placement.

1



2



3

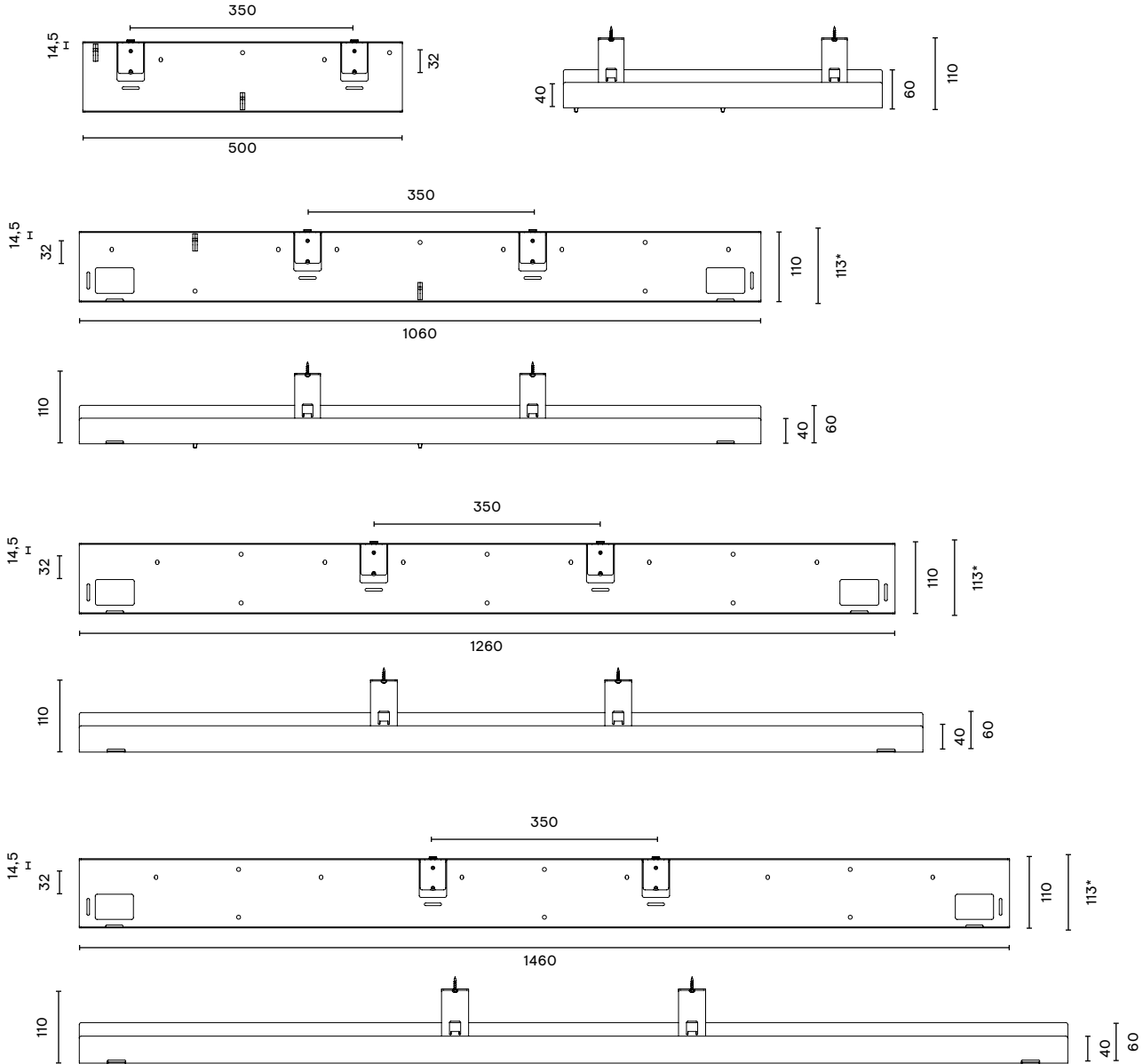


Range

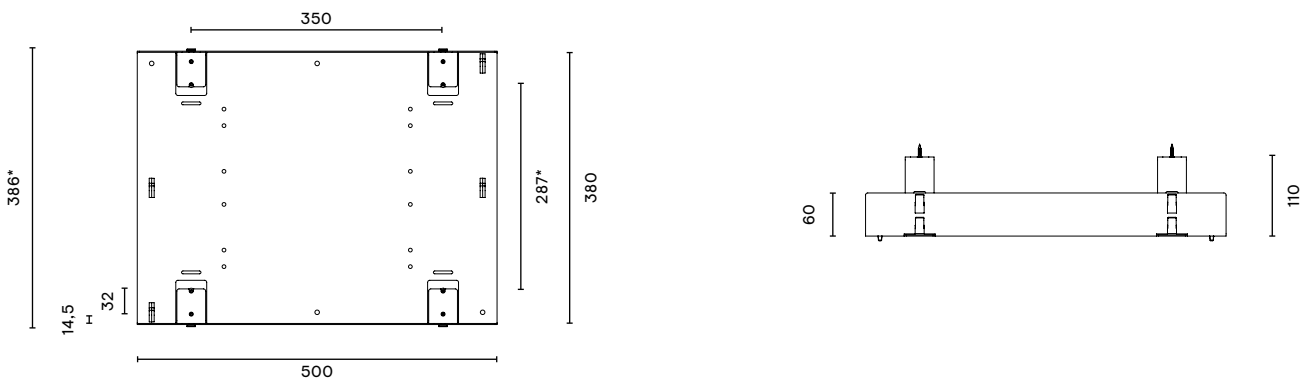
Cable trays

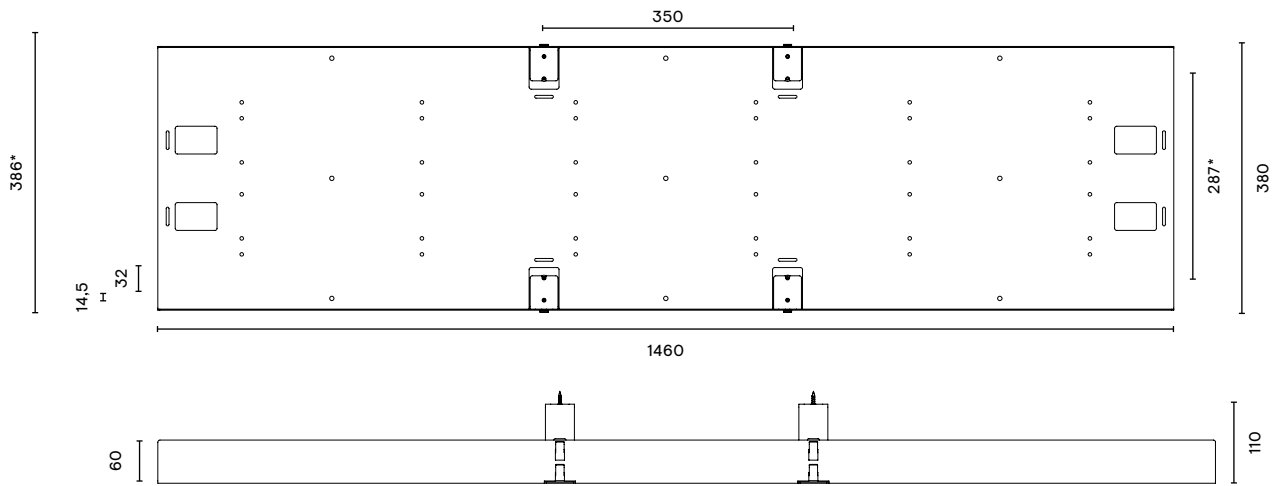
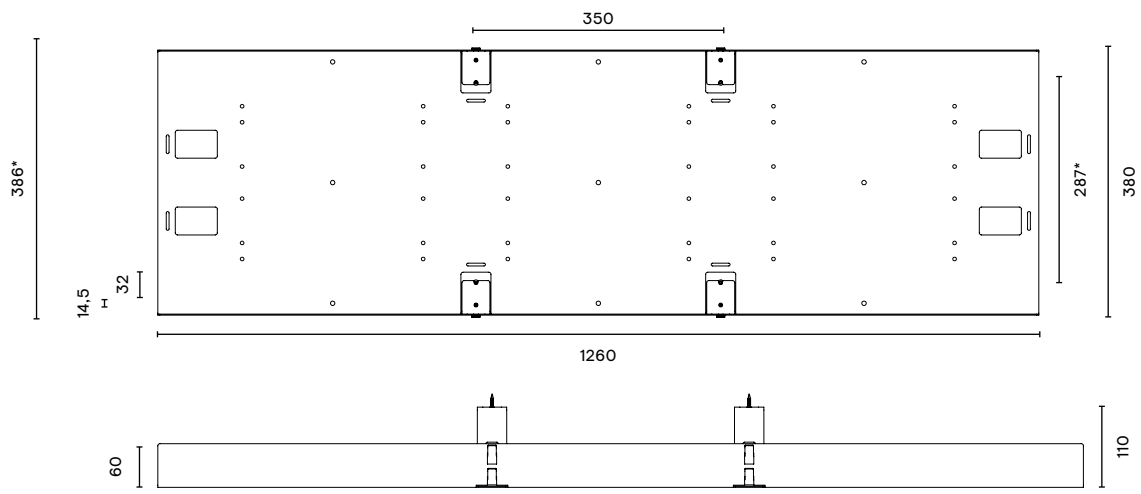
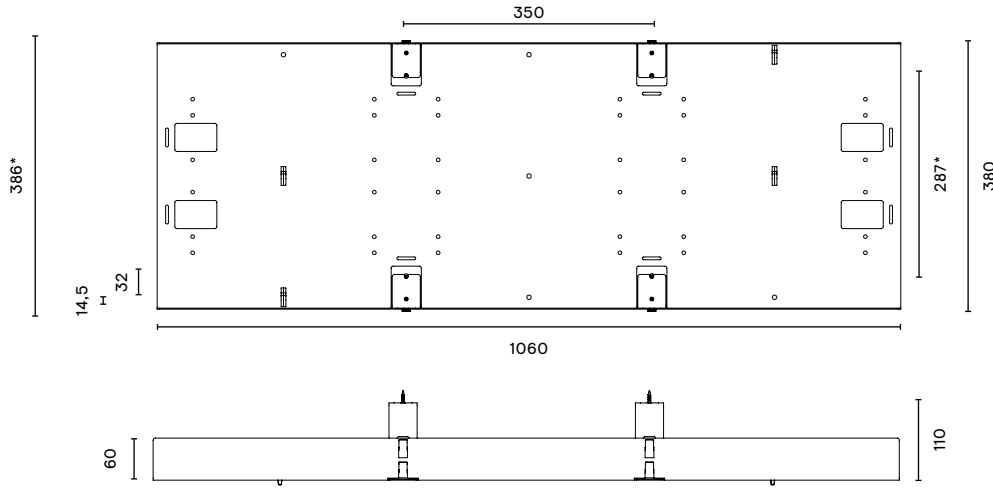
Universal horizontal cable trays

- Universal horizontal metal cable trays



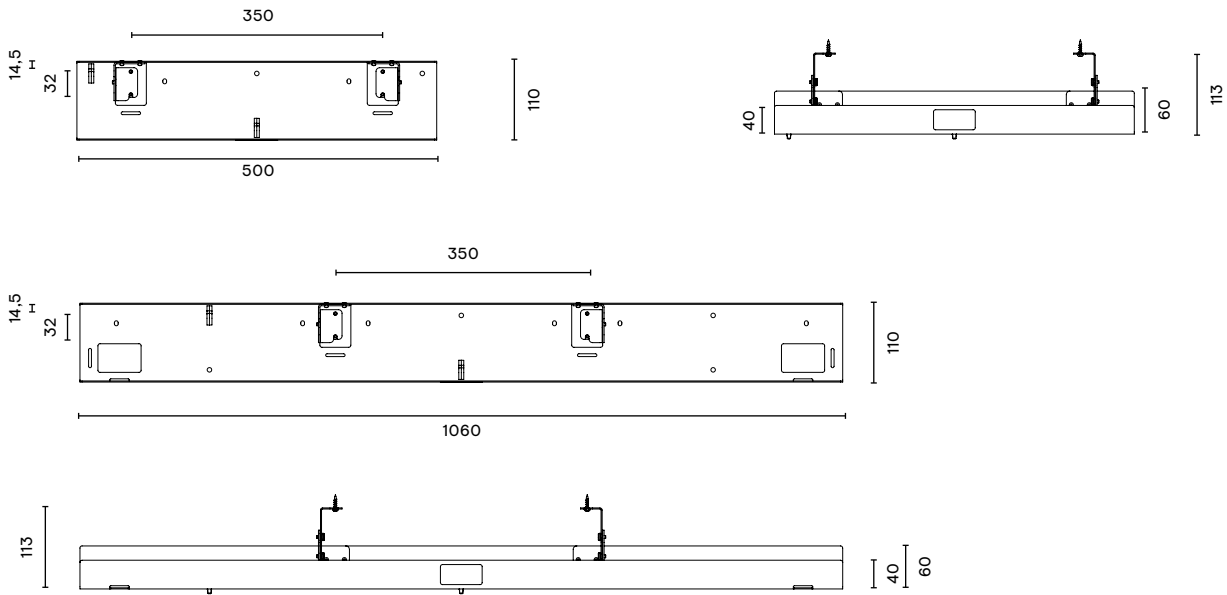
- Universal horizontal metal cable trays for 2-desk bench





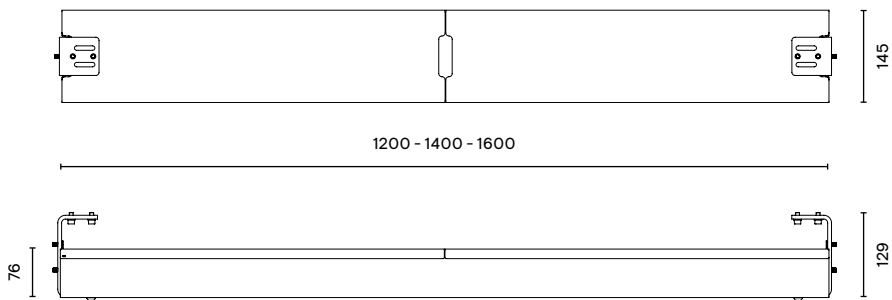
* minimal dimensions

- Universal horizontal metal cable trays with fold-down opening

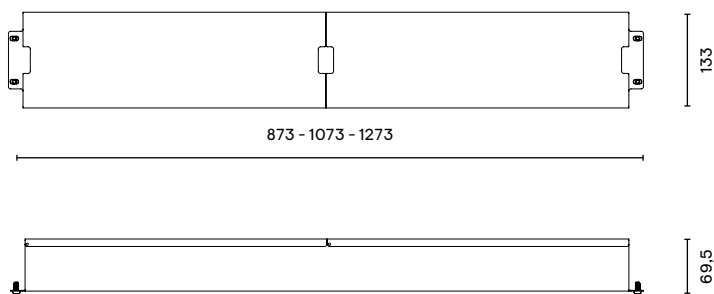


Additional horizontal cable trays

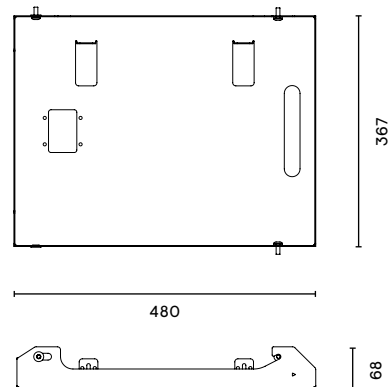
- MOTION



- B-ACTIVE



- ROUND Multipurpose and NOVA Wood Multipurpose



Cable ducts

Types

Universal vertical cable ducts

- Rectangular plastic cable ducts (1)
- Oval plastic cable ducts (2)
- Mesh cable ducts (3)
- Chrome-plated cable ducts (4)


Additional vertical cable ducts

- MOTION (5)
- NOVA (6)
- NOVA Wood (7)

1



2



3



4



5



6



7



Universal vertical cable ducts

Rectangular plastic cable ducts (1)

Cable duct with metal base

- Fixing set included for wood panels or horizontal cable trays;
- Flexible and compressible, with links that can be removed to adjust length;
- Duct links and fixings made of BionicQ® plastic;
- Base made from 4 mm powder-coated metal sheet with rubber glides.

Cable duct without metal base

- Fixing set included for wood panels or horizontal cable trays;
- Flexible and compressible, with links that can be removed to adjust length;
- Duct links and fixings made of BionicQ® plastic.

Oval plastic cable ducts (2)

- Fixing set for wood panel attachment only;
- Flexible, with links that can be removed to adjust length;
- Duct links, fixings and base made from painted ABS plastic.

Mesh cable ducts (3)

Cable duct with metal base

- Flexible mesh fabric with zipper;
- Internal diameter: approx. 45 mm;
- Ø7 mm eyelet for universal mounting (wood screws included);
- Base made from 4 mm powder-coated metal sheet with rubber glides.

Cable duct without metal base

- Flexible mesh fabric with zipper;
- Internal diameter: approx. 45 mm;
- Two Ø7 mm eyelets for universal mounting (wood screws included).

Chrome-plated cable ducts (4)

- Flexible, helix-shaped metal duct with brush;
- Internal diameter: approx. 85 mm;
- Fixing set for wood panel attachment only;
- Cast metal base with rubber padding.

Additional vertical cable ducts

MOTION (5)

Set of metal cable trays for magnetic mounting to the table leg

- Profiles made from 1 mm powder-coated metal sheet;
- Hidden ABS plastic clips with magnets for attachment to the leg and connector;
- Two-piece lid made from 1 mm powder-coated metal sheet.

NOVA (6)

Vertical metal cable duct for magnetic mounting to desk leg

- Profile made from 1 mm powder-coated sheet metal;
- Hidden ABS plastic clips with magnets for attachment to the leg.

NOVA Wood (7)

Vertical metal cable duct for mounting to a wooden central table leg

- Profile made from 1 mm powder-coated metal sheet;
- For central leg only, attached to the rear side of the leg using screws (reuses existing fixings).

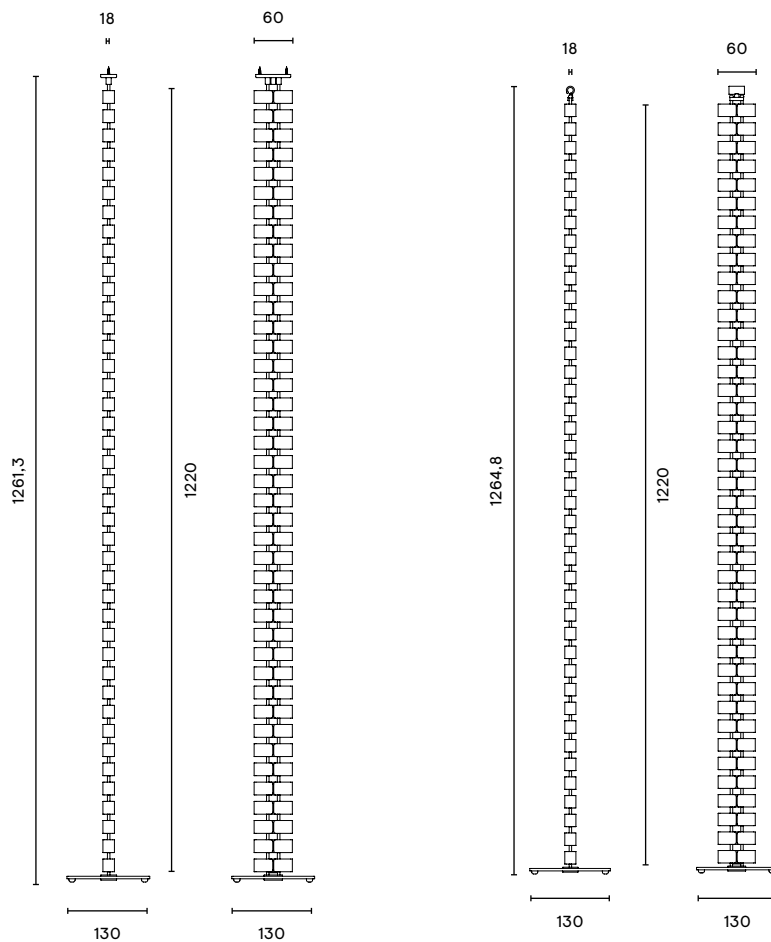

Range

Cable ducts


Universal vertical cable ducts

- Rectangular plastic cable ducts

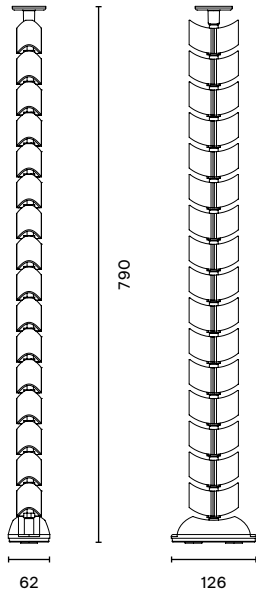
Cable ducts with metal base



Cable ducts without metal base

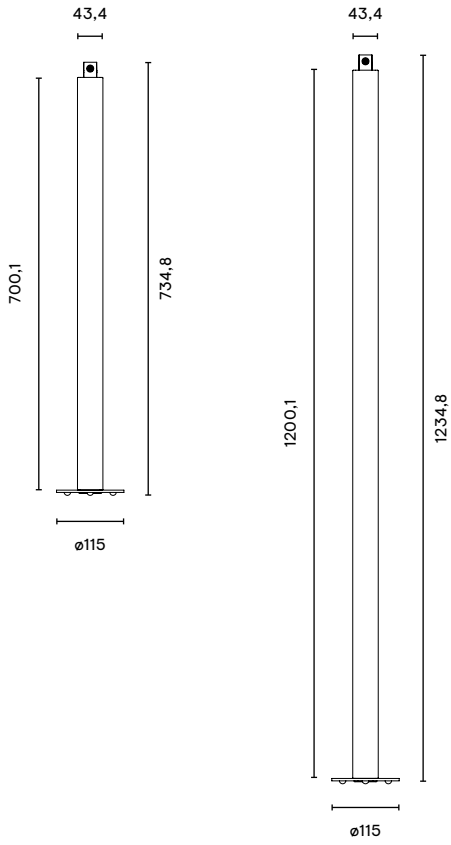


• Oval plastic cable ducts

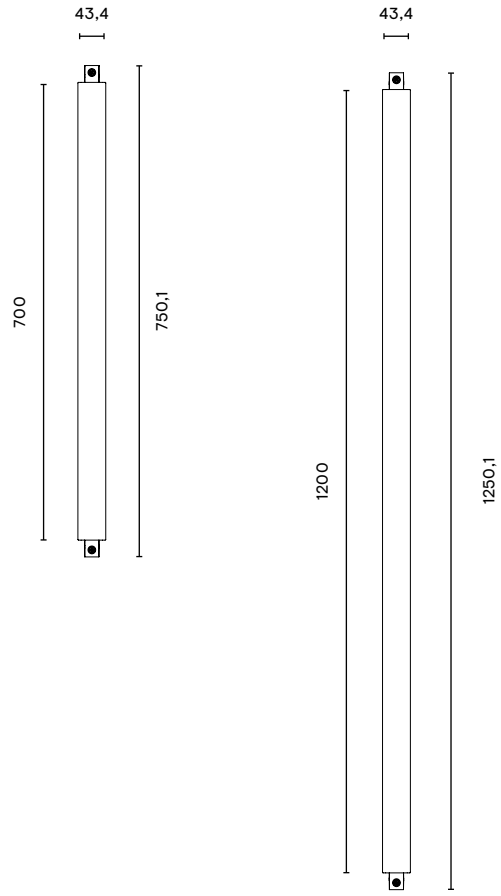


- Fabric mesh cable ducts

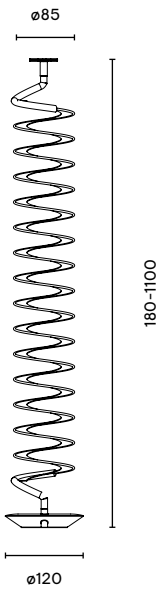
Cable ducts with metal base



Cable ducts without metal base

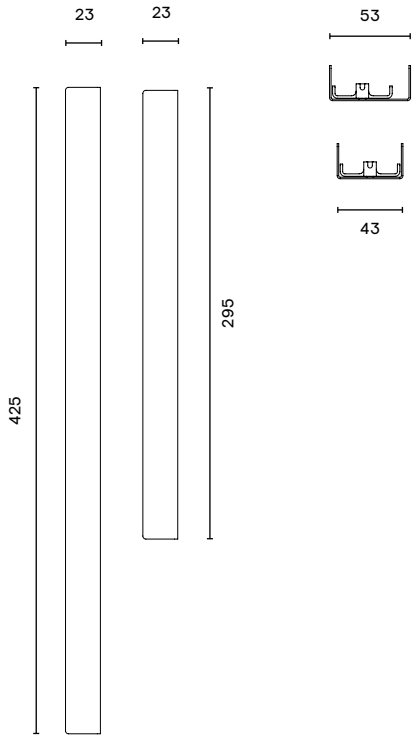


- Chrome-plated cable ducts

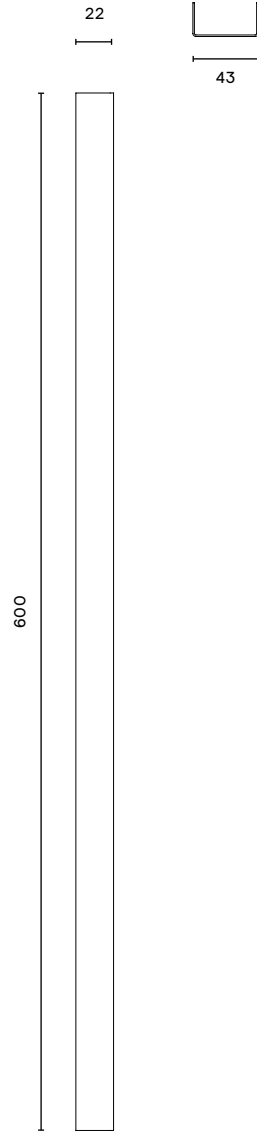


Additional vertical cable ducts

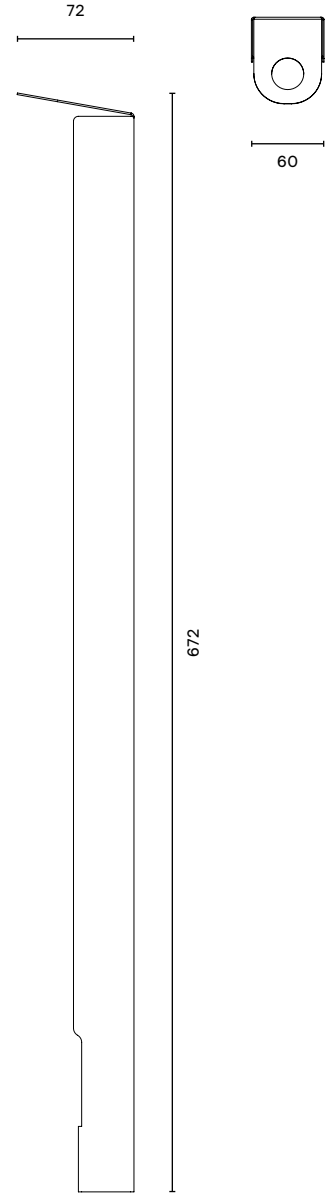
· MOTION



· NOVA



· NOVA Wood



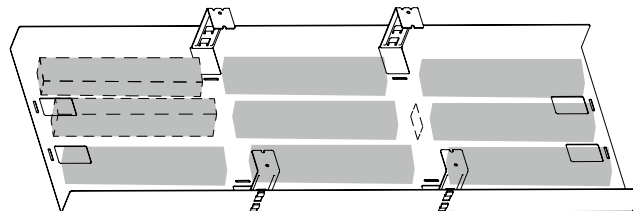
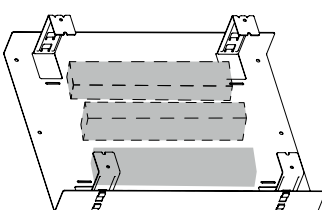
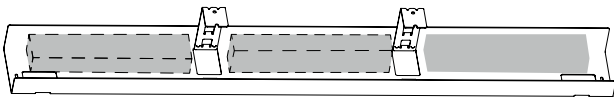
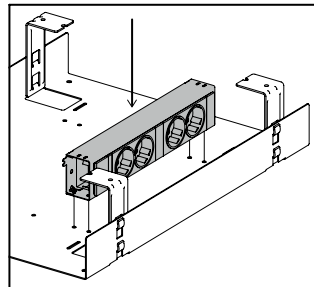
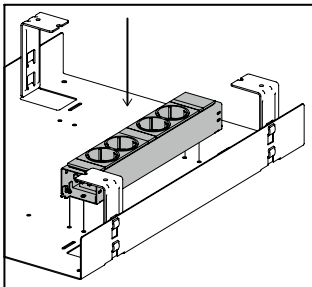
Additional information

Cable trays


- The cable tray folds down by gently and evenly lifting the profile, then allowing it to tilt forward. To close the tray, lift the front and let the holders click back into place.




- Pre-cut holes allow flexible power unit placement, depending on the desk configuration.



- Cable clips help keep cables organised and securely positioned within the tray.



- Cable tray brackets can be mounted in either direction.



Ducts

- The rectangular plastic cable duct can be mounted either to the desktop surface or directly to the cable tray.



Cable management

Cable management guidelines and compatibility

Other documents available for these products

Technical information for power units and cables

Technical information for cable trays and cable ducts

NARBUTAS product care guide

! —————
All electrical installations must be carried out by a qualified professional in accordance with local regulations.

↓ —————
Electrical power limits (i.e. how many power sockets can be connected to a single main socket without overloading it) vary by country. Please refer to the information below.

NARBUTAS electrical solutions:

- Power units (1)
- Cable trays (horizontal) (2)
- Cable ducts (vertical) (3)

1



2



3



Power units

- The type of power unit depends on user needs and workspace configuration. Requirements vary depending on whether desks are shared or individually assigned, as well as on the types of devices to be powered and the necessary desk connectivity.

Universal










- For under-surface installation to power stationary devices (e.g. PCs, monitors, sit-stand desks, lighting) or frequently connected devices (e.g. laptops), helping to maintain a clean desktop appearance.

In-surface

- In-surface units provide easy access to power for fixed workstations and collaboration areas; ideal for charging laptops, tablets, and phones.

Top-/under-surface

- On-surface power units serve the same purpose as in-surface units but require no cut-outs or milling, allowing for easy installation and reconfiguration.

Market	Plug/power cable	Max power (V X A)	Power socket type	Recommended / Legal maximum number of sockets fed from 1 plug	National Standard	OCP* requirement
EU	Type E (16A)  To GST18i3 Female Cable core 1.5 mm ²	230V x 16A = 3680W	Type F  Schuko Socket (German)	Maximum of 8 power sockets would be considered as safe and reasonable limit on a same shared circuit. More sockets (10-16) are possible if dedicated circuit is used only for office equipment such as laptops, tablets, phone chargers (less than 200W). Although this fully depends on the load of the equipment on a circuit as whole.	N/A	N/A
FR	Type E (16A)  To GST18i3 Female Cable core 1.5mm ²	230V x 16A = 3680W	Type E  French/Belgian Socket	Maximum of 8 power sockets would be considered as safe and reasonable limit on a same shared circuit. More sockets (10-16) are possible if dedicated circuit is used only for office equipment such as laptops, tablets, phone chargers (less than 200W). Although this fully depends on the load of the equipment on a circuit as whole.	N/A	N/A
UK	Type G (13A)  To GST18i3 Female Cable core 1.5 mm ²	230V x 13A = 2990W	Type G  UK Fused Socket (3.15A)	Maximum 6 fused (3.15A) power sockets can be fed from single starter cable in office and education environments.	BS 6396:2008+A1:2015 Electrical systems in office furniture and educational furniture	N/A
CH	Type J (10A)  To GST18i3 Female Cable core 1.5 mm ²	230V x 10A = 2300W	Type J  Swiss socket	Maximum of 6 power sockets would be considered as safe and reasonable limit on a same shared circuit. More sockets (8-10) are possible if dedicated circuit is used only for office equipment such as laptops, tablets, phone chargers (less than 200W). Although this fully depends on the load of the equipment on a circuit as whole.	SEV 1011 Swiss national standard for plugs and sockets for domestic use and similar purposes	For units hard-wired to a plug with 2 or more sockets being fed from it (10A OCP)
EU FR UK CH	To GST18i3 Female Cable core 1.5 mm ²	3680W 3680W 2990W 2300W	Type A+C (25W)  Twin USB fast charger	EU – max 30 sockets FR – max 30 sockets UK – max 30 sockets CH – max 20 sockets	UL62368-1 Standard for Audio/ video, information and communication technology equip- ment Part 1: Safety requirements	N/A

*Overcurrent protection. Please refer to the next page for further information.

Power cables with overcurrent protection

Overcurrent protection (OCP) fulfils statutory:

- For the USA for more than 3 sockets (UL 962A);
- For Switzerland for more than 1 socket (SEV 1011).

The OCP device is hardwired into starter cables and designed to open the internal contacts in the event of a current flow in excess of the rated current according to its time/current characteristics. This protects the device from damage, should a surge occur. It can also provide load side protection to devices that are connected to higher-rated supply side circuits.

A thermal bimetallic strip, which has the advantage of being immune to high inrush currents and line transients, is heated by overcurrent and deflects thereby releasing the latch mechanism. The contacts open even if the reset button is manually held in the closed position. This is known as a trip-free mechanism. The contacts open and close with a positive snap action and the tripped state is clearly indicated by the extended projection of the reset button.



There are many solutions for managing electric power cables with GST18i3 connectors. See a few examples below.

Ordering guidelines for universal power units

Available as:

- Standard power units (for more information, please refer to the pricelist);
- Custom power units.

To configure a custom power unit:

01 _____

Select a power unit frame.

02 _____

Choose the number of power sockets based on your needs: 0, 2, or 4 sockets.

03 _____

Decide whether a USB module is needed.

The USB module cannot be fitted to a frame with 4 power sockets. Maximum 1 USB (A+C sockets) module is possible per power unit.

04a _____

If the 4-socket combination is selected, the unit will have 1 remaining free slot.

This slot can be filled with either an HDMI module, a data module, or a blanking cover.

04b _____

If the 2-socket combination is selected, the unit will have 5 remaining free slots.

These slots can be filled with any combination of HDMI modules, data modules, or blanking covers. Adding a USB module reduces the number of free slots to 2.

04c _____

If no power sockets are selected, the unit will have 10 free slots.

These can be filled with HDMI modules, data modules, or blanking covers. Adding a USB module reduces the number of free slots to 7.

Custom modules, including power sockets or data ports tailored to specific markets, can be ordered through the Custom Services and Products department.

Ordering guidelines for cables and distributor blocks

To power a power unit, select the appropriate power supply cable based on local market requirements. Ensure that the cable length suits the distance between the unit and the available power source. If needed, the supply cable can be extended using extension cables.

More than one unit can be powered from a single source using extension cables (be mindful of local restrictions regarding the maximum number of sockets). Universal power units have both a GST18i3 plug and socket to allow extension*, whereas in-surface or on-/under-surface units have an infeed cable with a GST18i3 plug only. Use distributor blocks to branch power out for such units.






***Notes:**

- Universal power units with a USB module do not have a GST18i3 socket for power extension.
- Universal power units with 2 power sockets must have at least 3 free slots to use a GST18i3 socket for power extension. Otherwise, a distributor block must be used.
- Universal power units with 4 power sockets must have at least 1 free slot to use a GST18i3 socket for power extension. If that slot is used for a data or media module, a distributor block is required for power extension.

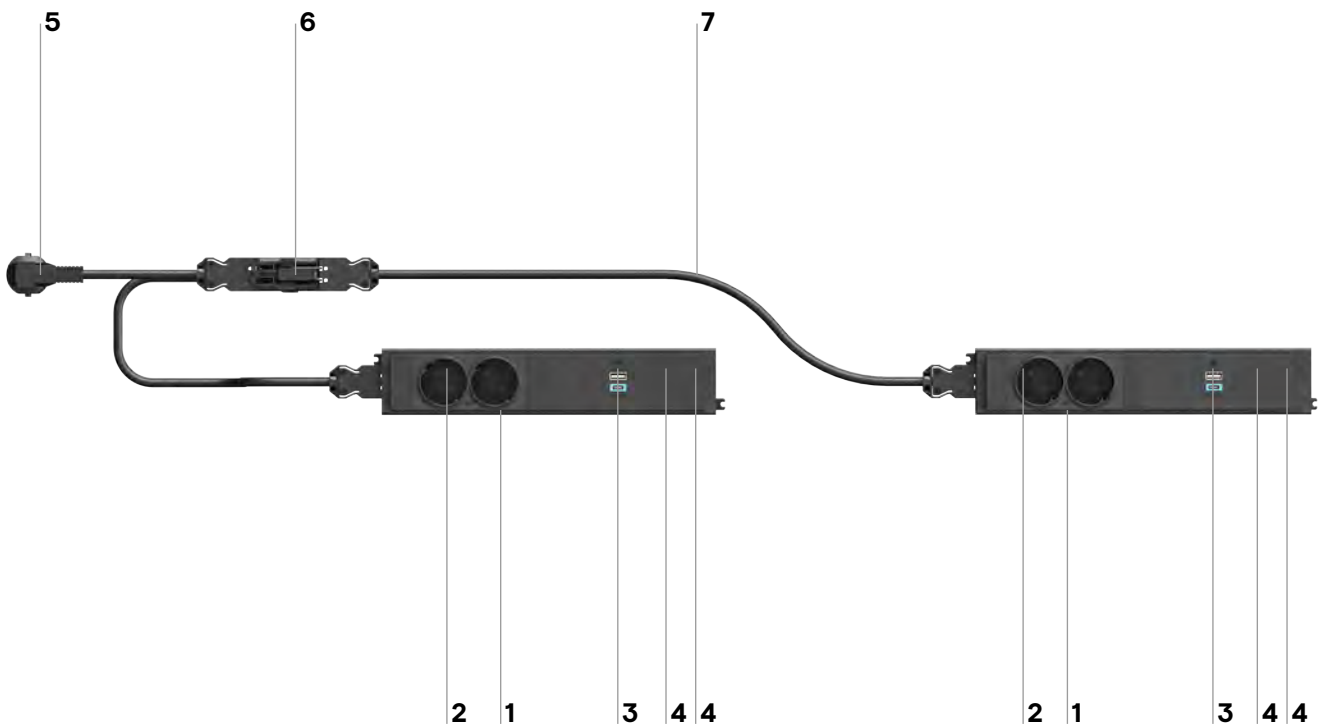
Ordering example 1



Pricelist item's selection

	Description	Code	Quantity (pcs.)
1	 Metal frame for power unit	G9A0065	1
2	 Twin USB fast charger (A+C, 30W) for mounting into the power unit frame	G6F0412	1
3	 HDMI port for mounting into the power unit frame	G6F0413	1
4	 Cover for an empty slot, for mounting into the power unit frame	G6F0415	6
5	 Power cable with power plug and GST18i3 socket, 1 m	G6F0430	1

Ordering example 2



Pricelist item's selection

		Description	Code	Quantity (pcs.)
1		Metal frame for power unit	G9A0065	2
2		2 power sockets for mounting into the power unit frame	G6F0411	2
3		Twin USB fast charger (A+C, 30W) for mounting into the power unit frame	G6F0412	2
4		Cover for an empty slot, for mounting into the power unit frame	G6F0415	4
5		Power cable with power plug and GST18i3 socket, 1 m	G6F0430	1
6		GST18i3 distributor block (1 in, 2 out) with extension cable, 0.5 m	G6F0435	1
7		Extension cable with GST18i3 plug and GST18i3 socket, 2 m	G6F0433	1

Ordering guidelines for cable trays (horizontal)

Choose the type and length of a horizontal cable tray based on your preferences and installation needs. For fixed-height bench desks, either a dedicated bench cable tray (1 pc) or universal cable trays (2 pcs) can be used.

A universal cable tray can be replaced with a fold-down cable tray for extra functionality.

Ordering guidelines for cable ducts (vertical)

01

Choose the duct length based on the desk type – fixed or height-adjustable.

02

Select how the duct will be used – between desks or from desk to floor (with base).

03

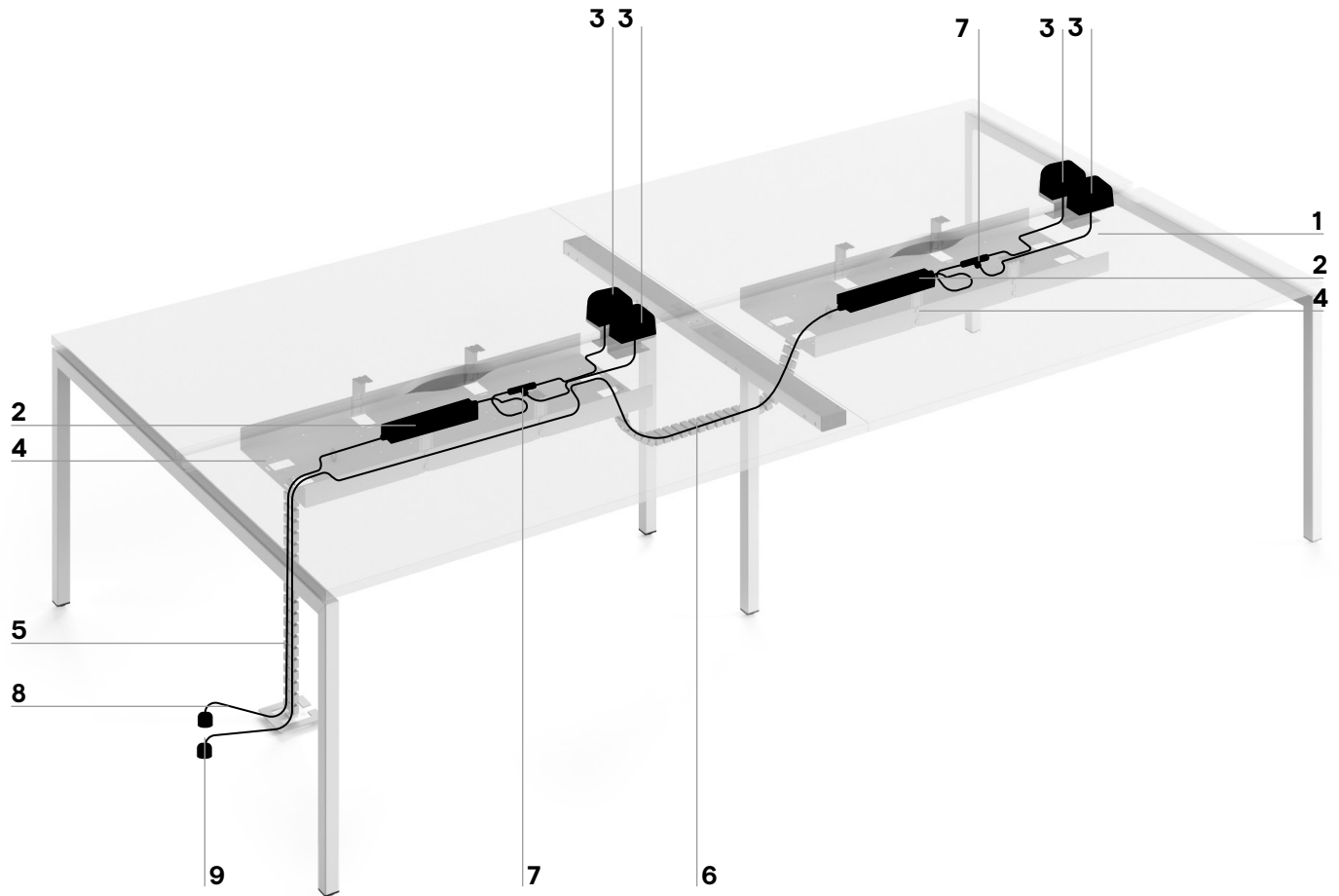
Select the type of fixing – either for a horizontal cable tray or a wood panel (e.g., desktop, media wall, etc.). Note that cable ducts with only a wood fixing option can still be fixed next to a horizontal cable tray if needed.

Item code	Fixings for cable trays	Fixings for wood panel
G2C0009	-	+
G2C0010	+	-
G2C0011	-	+
G2C0012	+	-
G2C0013	-	+
G2C0014	+	-
G2C0015	-	+
G2C0016	-	+
G2C0017	-	+
G2C0018	-	+
G6F0073	-	+
G6F0178	-	+






The type of power unit depends on user needs and workspace configuration. Requirements vary depending on whether desks are shared or individually assigned, as well as on the types of devices to be charged and the necessary desk connections.





The following examples of temporary-use and laptop-oriented workstations illustrate how complete cable management solutions can be adapted to different user needs and workspace setups.

Ordering example 3

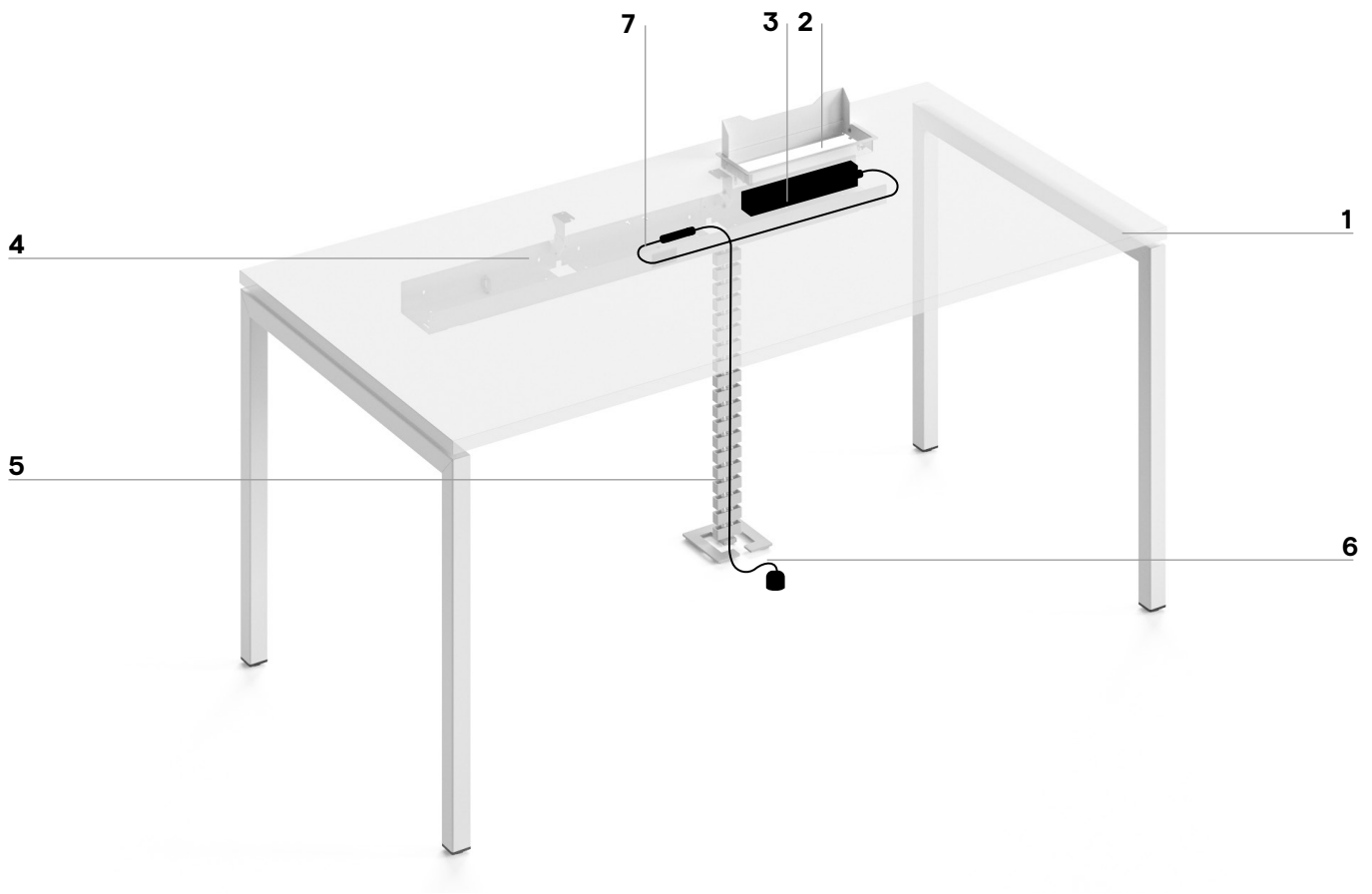


Pricelist item's selection






	Description	Code	Quantity (pcs.)
1 	4-desk bench with scallop cut-outs for wire management	DNS327-U	1
2 	Power unit with 4 sockets	G6F0361	2
3 	Power unit with 1 socket and twin USB fast charger (A+C, 25 W) for mounting on / under the desktop	G6F0533	4
4 	Horizontal metal cable tray for a 2-desk bench, L = 1060 mm	G2C0006	2
5 	Vertical plastic cable duct with metal base for mounting into the horizontal cable tray, L = 780 mm	G2C0010	1



		Description	Code	Quantity (pcs.)
6		Plastic cable duct for mounting into horizontal cables trays, L = 1030 mm	G2C0014	1
7		GST18i3 distributor block (1 in, 2 out) with extension cable, 0.5 m	G6F0435	2
8		Power cable with power plug and GST18i3 socket, 1 m	G6F0430	1
9		Power cable with power plug and GST18i3 socket, 3 m	G6F0431	1

Ordering example 4



Pricelist item's selection







	Description	Code	Quantity (pcs.)
1	 Desk with a cut-out for a rectangular grommet on the R/H side. G6F0147 must be ordered separately	DNA16U-U	1
2	 Rectangular metal desk grommet	G6F0147	1
3	 Power unit with 2 sockets and RJ45 port	G6F0364	1
4	 Horizontal metal cable tray with fold-down opening, L = 1060 mm	G2C0008	1
5	 Vertical plastic cable duct with metal base for mounting into the horizontal cable tray, L = 780 mm	G2C0010	1

	Description	Code	Quantity (pcs.)
6	 Power cable with power plug and GST18i3 socket, 1 m	G6F0430	1
7	 Extension cable with GST18i3 plug and GST18i3 socket, 1 m	G6F0432	1

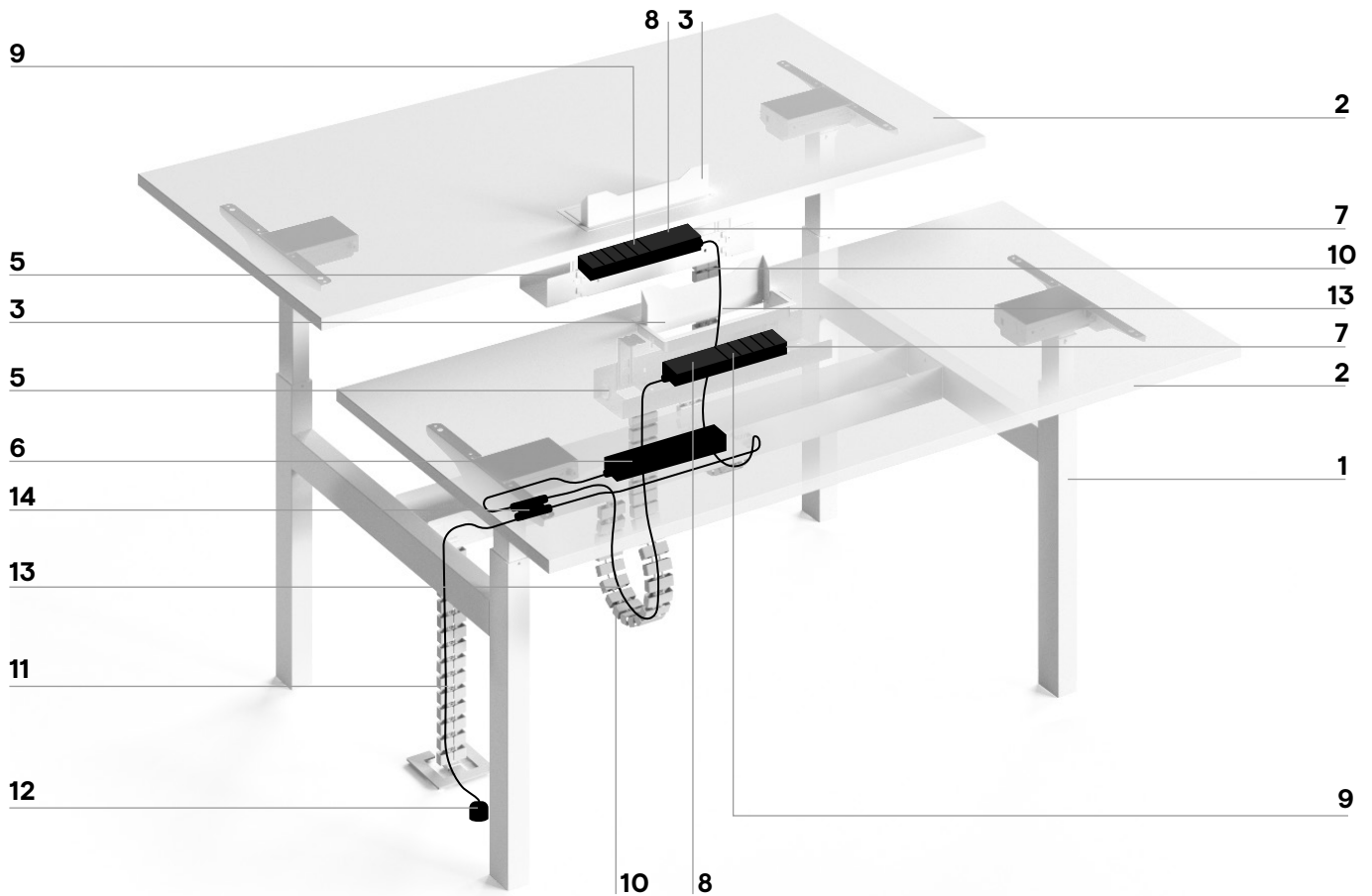
Ordering example 5








Pricelist item's selection

	Description	Code	Quantity (pcs.)
1	 Telescopic frame with adjustable electric legs for 1200-1800mm desktops	DJT121	1
2	 Desktop with a cut-out for grommet on R/H side (G6F0147 must be ordered) (DJP165)	G2A0A95	1
3	 Power unit with a metal frame and 4 sockets	G6F0528	1
4	 Vertical fabric cable wrap with metal base, L = 1235 mm	G2C0016	1
5	 Power cable with power plug and GST18i3 socket, 1 m	G6F0430	1
6	 3 plastic cable clips (black colour)	G6F0130	1

Ordering example 6



Pricelist item's selection

	Description	Code	Quantity (pcs.)
1	 Telescopic frame with adjustable electric legs for a 1200-1600 mm long 2-desk bench	DJT102	1
2	 Desktop with a cut-out for grommet	G2A0A91	2
3	 Rectangular metal desk grommet	G6F0147	2
4	 Horizontal metal cable tray for a 2-desk bench, L = 1600 mm desk	G2C0021	1
5	 Horizontal metal cable tray, L = 500 mm	G2C0003	2

		Description	Code	Quantity (pcs.)
6		Power unit with 4 sockets	G6F0361	1
7		Metal frame for power unit	G9A0065	2
8		2 power sockets for mounting into the power unit frame	G6F0411	2
9		Cover for an empty slot, for mounting into the power unit frame	G6F0415	10
10		Plastic cable duct for mounting into horizontal cables trays, L = 1030 mm	G2C0014	2
11		Vertical plastic cable duct with metal base for mounting into the horizontal cable tray, L = 780 mm	G2C0010	1
12		Power cable with power plug and GST18i3 socket, 1 m	G6F0430	1
13		Extension cable with GST18i3 plug and GST18i3 socket, 2 m	G6F0433	2
14		GST18i3 distributor block (1 in, 3 out) with extension cable, 0.5 m	G6F0441	1

Cable management compatibility

Power units

SYSTEM	Codes															
	G6FO361	G6FO362	G6FO363	G6FO364	G6FO365	G9A0065	G6FO411	G6FO412	G6FO413	G6FO414	G6FO415	G6FO528	G6FO529	G6FO530	G6FO531	G6FO213
Q-ACTIVE	+	+	+	+	+	+	+	+	+	+	+	+	+	+	+	-
ACTIVE	+	+	+	+	+	+	+	+	+	+	+	+	+	+	+	-
B-ACTIVE	+	+	+	+	+	+	+	+	+	+	+	+	+	+	+	-
MOTION	+	+	+	+	+	+	+	+	+	+	+	+	+	+	+	+
EASY	+	+	+	+	+	+	+	+	+	+	+	+	+	+	+	-
ZEDO	+	+	+	+	+	+	+	+	+	+	+	+	+	+	+	-
ROUND	+	+	+	+	+	+	+	+	+	+	+	+	+	+	+	-
ROUND Multipurpose	+	+	+	+	+	+	+	+	+	+	+	+	+	+	+	+
NOVA Wood	+	+	+	+	+	+	+	+	+	+	+	+	+	+	+	-
NOVA Wood Multipurpose	+	+	+	+	+	+	+	+	+	+	+	-	-	-	-	+
NOVA Wood meeting	+	+	+	+	+	+	+	+	+	+	+	-	-	-	-	-
NOVA	+	+	+	+	+	+	+	+	+	+	+	+	+	+	+	-
NOVA meeting	+	+	+	+	+	+	+	+	+	+	+	+	+	+	+	-
AIR	+	+	+	+	+	+	+	+	+	+	+	-	-	-	-	+
AIR meeting	+	+	+	+	+	+	+	+	+	+	+	+	+	+	+	-
T-EASY	+	+	+	+	+	+	+	+	+	+	+	+	+	+	+	-
T-EASY meeting	+	+	+	+	+	+	+	+	+	+	+	+	+	+	+	-
OPTIMA	+	+	+	+	+	+	+	+	+	+	+	-	-	-	-	-
PLANA	+	+	+	+	+	+	+	+	+	+	+	-	-	-	-	-
FLIP-TOP.II	+	+	+	+	+	+	+	+	+	+	+	+	+	+	+	-
MY SPACE	+	+	+	+	+	+	+	+	+	+	+	+	+	+	+	+
PARTHOS	+	+	+	+	+	+	+	+	+	+	+	-	-	-	-	-
ARQUS meeting	+	+	+	+	+	+	+	+	+	+	+	-	-	-	-	-
MEDIA	-	-	-	-	-	-	-	-	-	-	-	-	-	-	-	-
ARCIPELAGO Wood	-	-	-	-	-	-	-	-	-	-	-	-	-	-	-	-

+

recommended - the product with this component meets NARBUTAS' quality and visual standards.

A 'recommended' combination represents the best option from a technological perspective.

○

available - the product with this components meets NARBUTAS' quality standards but may have some notes applied.

-

not available - the product with this component cannot be used for production as it does not meet NARBUTAS' quality standards.

SYSTEM	Codes															
	G6F0212	G6F0360	G6F0402	G6F0195	G6F0196	G6F0197	G6F0199	G6F0532	G6F0533	G6F0534	G9A0101	G9A0102	G9A0103	G9A0104	G9A0105	G9A0106
Q-ACTIVE	-	-	-	-	-	-	-	+	+	+	+	+	+	+	+	+
ACTIVE	-	-	-	-	-	-	-	+	+	+	+	+	+	+	+	+
B-ACTIVE	-	-	-	-	-	-	-	+	+	+	+	+	+	+	+	+
MOTION	+	-	-	-	-	-	-	+	+	+	+	+	+	+	+	+
EASY	-	-	-	-	-	-	-	+	+	+	+	+	+	+	+	+
ZEDO	-	-	-	-	-	-	-	+	+	+	+	+	+	+	+	+
ROUND	-	-	-	-	-	-	-	+	+	+	+	+	+	+	+	+
ROUND Multipurpose	+	-	-	-	-	-	-	+	+	+	+	+	+	+	+	+
NOVA Wood	-	-	-	-	-	-	-	+	+	+	+	+	+	+	+	+
NOVA Wood Multipurpose	+	-	-	-	-	-	-	+	+	+	+	+	+	+	+	+
NOVA Wood meeting	-	-	-	-	-	-	-	+	+	+	+	+	+	+	+	+
NOVA	-	-	-	-	-	-	-	+	+	+	+	+	+	+	+	+
NOVA meeting	-	-	-	-	-	-	-	+	+	+	+	+	+	+	+	+
AIR	+	-	-	-	-	-	-	+	+	+	+	+	+	+	+	+
AIR meeting	-	-	-	-	-	-	-	+	+	+	+	+	+	+	+	+
T-EASY	-	-	-	-	-	-	-	+	+	+	+	+	+	+	+	+
T-EASY meeting	-	-	-	-	-	-	-	+	+	+	+	+	+	+	+	+
OPTIMA	-	-	-	-	-	-	-	+	+	+	+	+	+	+	+	+
PLANA	-	-	-	-	-	-	-	+	+	+	+	+	+	+	+	+
FLIP-TOP.II	-	-	-	-	-	-	-	+	+	+	+	+	+	+	+	+
MY SPACE	+	-	-	-	-	-	-	+	+	+	+	+	+	+	+	+
PARTHOS	-	-	-	+	+	+	+	-	-	-	-	-	-	-	-	-
ARQUS meeting	-	-	-	-	-	-	-	-	-	-	-	-	-	-	-	-
MEDIA	-	+	+	-	-	-	-	-	-	-	-	-	-	-	-	-
ARCIPELAGO Wood	-	+	+	-	-	-	-	-	-	-	-	-	-	-	-	-



recommended - the product with this component meets NARBUTAS' quality and visual standards.
A 'recommended' combination represents the best option from a technological perspective.



available - the product with this components meets NARBUTAS' quality standards but may have some notes applied.



not available - the product with this component cannot be used for production as it does not meet NARBUTAS' quality standards.

Cable trays

SYSTEM	CODE														
	G2C0003	G2C0004	G2C0025	G2C0026	G2C0005	G2C0006	G2C0027	G2C0028	G2C0007	G2C0008	G9A0014	G9A0015	G9A0016	G9A0023	G9A0076
DESKS															
Q-ACTIVE	○	○	○	○	-	-	-	-	○	○	-	-	-	-	-
ACTIVE	○	○	○	○	-	-	-	-	○	○	-	-	-	-	-
B-ACTIVE	○	○	○	-	-	-	-	-	○	○	-	-	-	-	-
MOTION	+	+	+	+	-	-	-	-	+	+	+	+	+	+	+
EASY	○	○	○	○	-	-	-	-	○	○	-	-	-	-	-
ZEDO	○	○	○	○	○	○	○	○	○	○	-	-	-	-	-
ROUND	+	+	○	○	+	+	○	○	+	+	-	-	-	-	-
NOVA Wood	+	+	○	○	+	+	○	○	+	+	-	-	-	-	-
NOVA U, O, A, H	○	○	○	○	+	+	○	○	○	○	-	-	-	-	-
AIR	○	-	○	○	-	-	-	-	○	-	-	-	-	-	-
T-EASY	○	○	○	○	-	-	-	-	○	○	-	-	-	-	-
OPTIMA C, Plus	○	○	+	+	-	-	-	-	+	+	-	-	-	-	-

Notes available on the next page →

+

recommended - the product with this component meets NARBUTAS' quality and visual standards.
A 'recommended' combination represents the best option from a technological perspective.

○

available - the product with this components meets NARBUTAS' quality standards but may have some notes applied.

-

not available - the product with this component cannot be used for production as it does not meet NARBUTAS' quality standards.

SYSTEM	NOTES
General cable tray compatibility	For 1000 mm long desks, cable trays G2C0003, G2C0005, G2C0007 are suitable.
	For 1200 mm and 1400 mm long desks, cable trays G2C0003, G2C0004, G2C0005, G2C0006, G2C0007, G2C0008 are suitable.
	For 1600 mm long desks, cable trays G2C0003, G2C0004, G2C0005, G2C0006, G2C0007, G2C0008, G2C0025, G2C0027 are suitable.
	For 1800 and 2000 mm long desks, cable trays G2C0003, G2C0004, G2C0005, G2C0006, G2C0007, G2C0008, G2C0025, G2C0026, G2C0027, G2C0028 are suitable.
SYSTEM	NOTES
Q-ACTIVE, ACTIVE, B-ACTIVE, EASY, T-EASY	<p>For 1200 mm long desks, when the cut-out for the metal grommet G6F0147 is on the left or right side and a cable tray is needed underneath, cable trays G2C0003 and G2C0007 must be mounted to the corresponding side off-centre, not in the centre.</p> <p>For 1400 mm and 1600 mm long desks, when the cut-out for the metal grommet G6F0147 is on the left or right side and a cable tray is needed underneath, cable trays G2C0004 and G2C0008 must be mounted to the corresponding side off-centre, not in the centre.</p> <p>For 1800 mm and 2000 mm long desks, when the cut-out for the metal grommet G6F0147 is on the left or right side and a cable tray is needed underneath, cable trays G2C0004, G2C0008, and G2C0025 must be mounted to the corresponding side off-centre, not in the centre.</p>
ZEDO	For 1000 mm and 1200 mm long desks, only cable trays G2C0003 and G2C0007 are suitable.
NOVA U, NOVA O, NOVA A, NOVA H	<p>For 1400 mm long bench desks, when the cut-out for the metal grommet G6F0147 is on the left or right side, two identical single cable trays (G2C0004 or G2C0008) must be mounted to the corresponding side, not in the centre.</p> <p>For 1400 mm and 1600 mm long desks, when the cut-out for the metal grommet G6F0147 is on the left or right side and a cable tray is needed underneath, cable trays G2C0004, G2C0006, and G2C0008 must be mounted to the corresponding side off-centre, not in the centre.</p> <p>For 1800 mm and 2000 mm long desks, when the cut-out for the metal grommet G6F0147 is on the left or right side and a cable tray is needed underneath, cable trays G2C0004, G2C0006, G2C0008, G2C0025, and G2C0027 must be mounted to the corresponding side off-centre, not in the centre.</p> <p>For 2000 mm long bench desks, when the cut-out for the metal grommet G6F0147 is on the left or right side, two single cable trays (G2C0004, G2C0008, G2C0025, G2C0026) must be mounted to the corresponding side, not in the centre.</p>

SYSTEM	CODE														
	G2C0003	G2C0004	G2C0025	G2C0026	G2C0005	G2C0006	G2C0027	G2C0028	G2C0007	G2C0008	G9A0014	G9A0015	G9A0016	G9A0023	G9A0076
HIGH TABLES															
ROUND Multipurpose	O	O	O	O	-	-	-	-	O	O	-	-	-	-	+
NOVA Wood Multipurpose	O	O	O	O	-	-	-	-	O	O	-	-	-	-	+
NOVA Wood	+	+	+	+	-	-	-	-	+	+	-	-	-	-	-

SYSTEM	NOTES
ROUND Multipurpose	Has a cable tray designed specifically for this system.
NOVA Wood Multipurpose	Has a cable tray designed specifically for this system.

SYSTEM	NOTES
NOVA	For V, U, and trapezoidal meeting desks, only cable trays G2C0003 and G2C0007 are suitable.
NOVA Wood	Has a cable tray designed specifically for this system.

SYSTEM	NOTES
MY SPACE	For 1791 mm and 1907 mm long worktops, only cable trays G2C0003 and G2C0007 are suitable.

SYSTEM	CODE														
	G2C0003	G2C0004	G2C0025	G2C0026	G2C0005	G2C0006	G2C0027	G2C0028	G2C0007	G2C0008	G9A0014	G9A0015	G9A0016	G9A0023	G9A0076
MEETING TABLES															
NOVA Wood	Has a cable tray designed specifically for this system.														
NOVA	+	+	+	+	-	-	-	-	+	+	-	-	-	-	-
AIR	+	-	-	-	-	-	-	-	+	-	-	-	-	-	-
T-EASY	+	+	-	-	-	-	-	-	+	+	-	-	-	-	-
ZEDO	+	+	-	-	-	-	-	-	+	+	-	-	-	-	-
PARTHOS	Has a cable tray designed specifically for this system.														

+ **recommended** - the product with this component meets NARBUTAS' quality and visual standards.
A 'recommended' combination represents the best option from a technological perspective.

O **available** - the product with this components meets NARBUTAS' quality standards but may have some notes applied.

- **not available** - the product with this component cannot be used for production as it does not meet NARBUTAS' quality standards.

SYSTEM	CODE														
	G2C0003	G2C0004	G2C0025	G2C0026	G2C0005	G2C0006	G2C0027	G2C0028	G2C0007	G2C0008	G9A0014	G9A0015	G9A0016	G9A0023	G9A0076
ACOUSTIC FURNITURE															
MY SPACE	+	+	+	-	-	-	-	-	+	+	-	-	-	-	-
EXECUTIVE															
ARQUS	Has a cable tray designed specifically for this system.														
PLANA															
AIR Executive															
CONFERENCE															
FLIP-TOP.II	+	+	-	-	-	-	-	-	+	+	-	-	-	-	-
FOLDING	-	-	-	-	-	-	-	-	-	-	-	-	-	-	-



recommended - the product with this component meets NARBUTAS' quality and visual standards.
A 'recommended' combination represents the best option from a technological perspective.



available - the product with this components meets NARBUTAS' quality standards but may have some notes applied.



not available - the product with this component cannot be used for production as it does not meet NARBUTAS' quality standards.

Cable ducts, clips and wraps

SYSTEM	Codes										
	G2C0009	G2C0010	G2C0011	G2C0012	G2C0013	G2C0014	G2C0015	G2C0016	G2C0017	G2C0018	G6F0073
Q-ACTIVE	-	-	+	○	+	+	+	+	+	+	-
ACTIVE	-	-	+	○	+	+	+	+	+	+	-
B-ACTIVE	-	○	+	○	+	+	+	+	+	+	-
MOTION	-	○	+	○	+	+	+	+	+	+	-
EASY	-	-	+	○	+	+	+	+	+	+	-
ZEDO	+	○	+	○	+	+	+	+	+	+	+
ROUND	+	○	+	○	+	+	+	+	+	+	+
ROUND Multipurpose	-	-	+	○	-	-	-	+	-	+	-
NOVA Wood	+	○	+	○	+	+	+	+	+	+	+
NOVA Wood Multipurpose	-	-	+	○	-	-	-	+	-	+	-
NOVA Wood meeting	+	○	+	○	+	+	+	+	+	+	+
NOVA	+	○	+	○	+	+	+	+	+	+	+
NOVA meeting	+	○	+	○	+	+	+	+	+	+	+
NOVA Executive	+	○	+	○	+	+	+	+	+	+	+
AIR	+	○	+	○	+	+	+	+	+	+	+
AIR meeting	+	○	+	○	+	+	+	+	+	+	+
AIR Executive	+	○	+	○	+	+	+	+	+	+	+
T-EASY	+	○	+	○	+	+	+	+	+	+	+
T-EASY meeting	+	○	+	○	+	+	+	+	+	+	+
OPTIMA	+	○	+	○	+	+	+	+	+	+	+
PLANA	+	○	+	○	+	+	+	+	+	+	+
FLIP-TOP.II	+	○	+	○	+	+	+	+	+	+	-
MY SPACE	+	○	+	○	-	-	+	+	+	+	+
MEDIA	+	○	+	○	-	-	-	+	-	+	-
DOMINO	-	-	-	-	-	-	-	-	-	-	-

SYSTEM	NOTES
B-ACTIVE	For desks equipped with a horizontal metal cable tray for 2-desk bench (G2C0019, G2C0020, G2C0021), the plastic cable duct with metal base for mounting into the horizontal cable tray (G2C0010) is suitable.
MOTION	For desks equipped with a horizontal metal cable tray for 2-desk bench (G9A0014, G9A0015, G9A0016), the vertical plastic cable duct with metal base for mounting into the horizontal cable tray (G2C0010) is suitable.



recommended - the product with this component meets NARBUTAS' quality and visual standards.
A 'recommended' combination represents the best option from a technological perspective.



available - the product with this components meets NARBUTAS' quality standards but may be mounted to the cable tray.



not available - the product with this component cannot be used for production as it does not meet NARBUTAS' quality standards.

SYSTEM	Codes									
	G6F0178	PZZZ052	G9A0002	G9A0030	G6F0142	G6F0143	G6F0130	G6F0076	G6F0077	G6F0078
Q-ACTIVE	+	-	-	-	-	-	+	+	+	+
ACTIVE	+	-	-	-	-	-	+	+	+	+
B - ACTIVE	+	-	-	-	-	-	+	+	+	+
MOTION	+	+	-	-	-	-	+	+	+	+
EASY	+	-	-	-	-	-	+	+	+	+
ZEDO	+	-	-	-	-	-	+	+	+	+
ROUND	+	-	-	-	-	-	+	+	+	+
ROUND Multipurpose	+	-	-	-	-	-	+	+	+	+
NOVA Wood	+	-	-	+	-	-	+	+	+	+
NOVA Wood Multipurpose	+	-	-	-	-	-	+	+	+	+
NOVA Wood meeting	+	-	-	+	-	-	+	+	+	+
NOVA	+	-	+	-	+	+	+	+	+	+
NOVA meeting	+	-	+	-	+	+	+	+	+	+
NOVA Executive	+	-	+	-	+	+	+	+	+	+
AIR	+	-	-	-	-	-	+	+	+	+
AIR meeting	+	-	-	-	-	-	+	+	+	+
AIR Executive	+	-	-	-	-	-	+	+	+	+
T-EASY	+	-	-	-	-	-	+	+	+	+
T-EASY meeting	+	-	-	-	-	-	+	+	+	+
OPTIMA	+	-	-	-	-	-	+	+	+	+
PLANA	+	-	-	-	-	-	+	+	+	+
FLIP-TOP.II	+	-	-	-	-	-	+	+	+	+
MY SPACE	+	-	-	-	-	-	+	+	+	+
MEDIA	+	-	-	-	-	-	+	+	+	+
DOMINO	-	-	-	-	-	-	+	+	+	+



recommended - the product with this component meets NARBUTAS' quality and visual standards.
A 'recommended' combination represents the best option from a technological perspective.



available - the product with this components meets NARBUTAS' quality standards but may be mounted to the cable tray.



not available - the product with this component cannot be used for production as it does not meet NARBUTAS' quality standards.

Ordering example




Diagram showing a 4-port power strip with two outlets labeled TA09 and MA01.

G5A0365.	MA01.	TA09.	EU
Product	Metal	Plastic	Power socket standard






























Diagram showing a single-port power strip with one outlet labeled MA01.




G9A0014.	MA01
Product	Metal

Description	W	D	H	Code	Price, GBP (RRP)					
					Painted metal part: MA01					
					Plastic part: TA09					
					Power socket standard: EU UK FR CH					
Universal power units										
 Power unit with 4 sockets	297	56	44	G6F0361	122	122	140	122	174	
 Power unit with 2 sockets and twin USB fast charger (A+C, 30W)	297	56	44	G6F0362	244	244	259	244	270	
 Power unit with 2 sockets, HDMI port, HDMI cable 3 m	297	56	44	G6F0363	140	140	163	140	170	
 Power unit with 2 sockets and RJ45 port, RJ45 cable 3 m	297	56	44	G6F0364	140	140	163	140	170	
 Power unit with 2 sockets, twin USB fast charger (A+C, 30W), HDMI and RJ45 ports, HDMI cable 3m, RJ45 cable 3 m	297	56	44	G6F0365	362	362	370	362	388	
					Painted metal part: MA01					
 Metal frame for power unit	297	56	44	G9A0065	7					
					Plastic part: TA09					
					Power socket standard: EU UK FR CH					
 2 power sockets for mounting into the power unit frame	133	47	40	G6F0411	59	59	70	59	85	

Description		W	D	H	Code	Price, GBP (RRP)				
						Plastic part: TA09				
	Twin USB fast charger (A+C, 30W) for mounting into the power unit frame	95	47	24	G6F0412	177				
	HDMI port for mounting into the power unit frame, HDMI cable 3 m	27	47	24	G6F0413	67				
	RJ45 port for mounting into the power unit frame, RJ45 cable 3 m	27	47	24	G6F0414	67				
	Cover for an empty slot, for mounting into the power unit frame	27	47	24	G6F0415	7				
						Painted metal part:				
						MA01 MA02 MA03 MA04 MA05 MA06 MA07				
						Power socket standard: EU UK FR CH				
Additional power unit for the: SILENT ROOM M, L, XL										
	Power unit set for TV (inside use)	297	56	44	G6F0541	163	163	181	163	274
In-surface mounted power units										
	Power unit with a metal frame and 4 sockets, GST18i3 extension cable 1 m	297	56	44	G6F0528	166	166	196	166	333
	Power unit with a metal frame and 2 sockets, twin USB fast charger (A+C, 30W), GST18i3 extension cable 1 m	297	56	44	G6F0529	288	288	310	288	425
	Power unit with a metal frame and 2 sockets and RJ45 port, RJ45 cable 3 m, GST18i3 extension cable 1 m	297	56	44	G6F0530	177	177	203	177	314
	Power unit with a metal frame and 2 sockets, twin USB fast charger (A+C, 30W) and RJ45 port, RJ45 cable 3 m, GST18i3 extension cable 1 m	297	56	44	G6F0531	410	410	425	410	547
						Power socket standard: EU UK FR CH				
	Power unit with socket	Ø 90		66	G6F0213	126	140	148	181	137
	Power unit with socket and with twin USB fast charger (A+C, 25 W)	Ø 90		66	G6F0212	318	325	340	344	322




Description	W	D	H	Code	Price, GBP (RRP)					
Power socket standard: EU UK FR CH										
In-surface mounted power units for the: ARCIPELAGO Wood, MEDIA										
	Power unit and integrated USB fast charger (A+C, 25W) with power supply cable 3,8 m	Ø 90		66	G6F0360	362	395	399	525	565
	Power unit with socket and power supply cable 3,8 m	Ø 90		66	G6F0402	159	174	188	362	359
In-surface mounted power units for the: PARTHOS tables										
! Must be ordered for the tables with a cut-out										
	Power unit with 3 sockets and power supply cable 1,8 m	Ø136		108	G6F0195	569	584	547	614	621
	Power unit with 2 sockets, USB fast charger (A+C, 25 W) and power supply cable 1,8 m	Ø136		108	G6F0196	850	857	839	876	898
	Power unit with 3 sockets, wireless charger and power supply cable 1,8 m	Ø136		108	G6F0197	942	954	920	983	-
	Power unit with 2 sockets, USB fast charger (A+C, 25 W), wireless charger and power supply cable 1,8 m	Ø136		108	G6F0199	1220	1227	1209	1249	-
Top-/under-surface mounted power units										
	Power unit with 2 sockets for mounting on / under the desktop	116		66	G6F0532				192	
	Power unit with 1 socket and twin USB fast charger (A+C, 25 W) for mounting on / under the desktop	116		66	G6F0533				325	
	Power unit with 2 sockets and twin USB fast charger (A+C, 20 W) for top-mounting on the desktop	198		88	G6F0534				322	






		W	D	H	Code	Price, GBP (RRP)				
Description						Power socket standard: EU UK FR CH				
	Power unit with 2 sockets for top-mounting on the desktop	150	88	110	G9A0101	270	274	299	281	-
	Power unit with a socket and USB fast charger (A+C, 25 W) for top-mounting on the desktop	150	88	110	G9A0102	565	407	480	458	-
	Power unit with 3 sockets for top-mounting on the desktop	220	88	110	G9A0103	333	370	407	403	-
	Power unit with 2 sockets and USB fast charger (A+C, 25 W) for top-mounting on the desktop	220	88	110	G9A0104	610	554	684	728	-
	Power unit with 2 sockets for under-desk mounting	150	88	110	G9A0105	259	262	292	270	-
	Power unit with USB fast charger (A+C, 25 W) for under-desk mounting	150	88	110	G9A0106	554	399	469	447	-
Cables and distributor blocks										
	Power cable with power plug and GST18i3 socket, 1 m				G6F0430	26	26	37	163	255
	Power cable with power plug and GST18i3 socket, 3 m				G6F0431	33	33	41	177	277
	Extension cable with GST18i3 plug and GST18i3 socket, 1 m				G6F0432		22			89
	Extension cable with GST18i3 plug and GST18i3 socket, 2 m				G6F0433		26			107
	Extension cable with GST18i3 plug and GST18i3 socket, 3 m				G6F0434		37			129
	GST18i3 distributor block (1 in, 2 out) with extension cable, 0.5 m				G6F0435		37			100
	GST18i3 distributor block (1 in, 3 out) with extension cable, 0.5 m				G6F0441		55			118
	GST18i3 distributor block (1 in, 5 out) with extension cable, 0.5 m				G6F0442		70			129





	Description	W	D	H	Code	Price, GBP (RRP)	
						Power socket standard: EU UK FR CH	
	GST18i3 distributor block (1 in, 2 out)				G6F0444	18	
	GST18i3 distributor block (1 in, 3 out)				G6F0445	33	
	GST18i3 distributor block (1 in, 5 out)				G6F0446	52	











Cables for the: PARTHOS tables






! G6F0433, G6F0239, G6F0241 or G6F0243 must be ordered together with power unit (G6F0361, G6F0362, G6F0363, G6F0364 or G6F0365) for the PARTHOS tables

	Extension cables set for meeting table CPA223				G6F0239	81	218
	Extension cables set for meeting table CPA225 and CPA331				G6F0241	85	237
	Extension cables set for meeting table CPA341				G6F0243	96	266

Description	W	D	H	Code	Price, GBP (RRP)	
					Painted metal part:	
					MA01 MA02 MA03 MA04 MA05 MA06 MA07	
Universal horizontal cable trays						
	Horizontal metal cable tray, L = 500 mm	500	110	110	G2C0003	59
	Horizontal metal cable tray, L = 1060 mm	1060	110	110	G2C0004	81
	Horizontal metal cable tray, L = 1260 mm	1260	110	110	G2C0025	96
	Horizontal metal cable tray, L = 1460 mm	1460	110	110	G2C0026	111
	Horizontal metal cable tray for a 2-desk bench, L = 500 mm	500	380	110	G2C0005	85
	Horizontal metal cable tray for a 2-desk bench, L = 1060 mm	1060	380	110	G2C0006	115
	Horizontal metal cable tray for a 2-desk bench, L = 1260 mm	1260	380	110	G2C0027	155
	Horizontal metal cable tray for a 2-desk bench, L = 1460 mm	1460	380	110	G2C0028	188
	Horizontal metal cable tray with fold-down opening, L = 500 mm	500	110	113	G2C0007	78
	Horizontal metal cable tray with fold-down opening, L = 1060 mm	1060	110	113	G2C0008	100
					Painted metal part:	
					MA01 MA02 MA03 MA04	
Additional horizontal cable trays for the: MOTION						
	Horizontal metal cable tray for a 2-desk bench, L = 1400 mm desk	1200	140	76	G9A0014	111
	Horizontal metal cable tray for a 2-desk bench, L = 1600 mm desk	1400	140	76	G9A0015	129
	Horizontal metal cable tray for a 2-desk bench, L = 1800 mm desk	1600	140	76	G9A0016	140
	Metal cable cover for mounting between horizontal cable trays for a 2-desk bench	169	116	33	G9A0023	59

Description	W	D	H	Code	Price, GBP (RRP)
					Painted metal part:
					MA01 MA02 MA03 MA04
Additional horizontal cable trays for the: B-ACTIVE					
Horizontal metal cable tray for a 2-desk bench, L = 1200 mm desk	873	133	70	G2C0019	41
Horizontal metal cable tray for a 2-desk bench, L = 1400 mm desk	1073	133	70	G2C0020	52
 Horizontal metal cable tray for a 2-desk bench, L = 1600 mm desk	1273	133	70	G2C0021	63
					Painted metal part:
Additional horizontal cable trays for the: ROUND Multipurpose, NOVA Wood Multipurpose					MA01 MA02 MA03 MA04 MA05 MA06 MA07
Cable tray for 1000 mm deep ROUND Multipurpose desk					
 Horizontal metal cable tray with fold-down opening	480	367	68	G9A0076	137
					Metal part. Plastic part
					MA01.TA09 MA03.TA07 MA03.TA01
Universal vertical cable ducts					
 Vertical plastic cable duct with metal base for mounting into the desktop, L = 780 mm	60(130)	18(130)	780	G2C0009	148
Vertical plastic cable duct with metal base for mounting into the horizontal cable tray, L = 780 mm	60(130)	18(130)	780	G2C0010	148
Vertical plastic cable duct with metal base for mounting into the desktop, L = 1260 mm	60(130)	18(130)	1260	G2C0011	196
Vertical plastic cable duct with metal base for mounting into the horizontal cable tray, L = 1260 mm	60(130)	18(130)	1260	G2C0012	196
					Plastic part
					TA01 TA07 TA09
 Plastic cable duct for mounting into desktops, L = 1030 mm	60	18	1030	G2C0013	181
Plastic cable duct for mounting into horizontal cables trays, L = 1030 mm	60	18	1030	G2C0014	181

	Description	W	D	H	Code	Price, GBP (RRP)
						Mesh
						Mesh Fabric GM, Runner Mesh
						Painted Metal part
						MAO1 MAO2 MAO3 MAO4 MAO5 MAO6 MAO7
	Vertical fabric cable wrap with metal base, L = 735 mm	Ø45(Ø115)		735	G2C0015	52
	Vertical fabric cable wrap with metal base, L = 1235 mm	Ø45(Ø115)		1235	G2C0016	59
						Mesh
						Mesh Fabric GM, Runner Mesh
	Vertical fabric cable wrap, L = 750 mm	Ø45		750	G2C0017	41
	Vertical fabric cable wrap, L = 1250 mm	Ø45		1250	G2C0018	52
						Plastic part
	Vertical plastic cable duct (metallic colour) for mounting into the desktop, L = 790 mm	73(126)	37(62)	790	G6F0073	59
	Vertical chrome-plated cable duct for mounting into the desktop, L = 180-1100 mm	Ø90 (Ø104)		1100	G6F0178	355
						Painted metal part
						MAO1 MAO2 MAO3 MAO4 MAO5 MAO6 MAO7
	Additional cable duct for the: MOTION					
	Set of metal cable trays for magnetic mounting to the table leg	425x53	295x43	23	ZZZ052	78
	Additional vertical cable duct for the: NOVA					
	Vertical metal cable duct for magnetic mounting to the desk leg, L = 600 mm	43	22	600	G9A0002	59

Description	W	D	H	Code	Price, GBP (RRP)
					Painted metal part
					MA01 MA02 MA03 MA04 MA05 MA06 MA07
Additional vertical cable duct for the: NOVA Wood					
 Vertical metal cable duct for mounting to a wooden central table leg, L = 672 mm	72	60	672	G9A0030	41
Clips					Plastic part
 3 plastic cable clips for mounting on the desk leg (white colour)				G6F0142	18
 5 plastic cable clips for mounting on the desk leg (white colour)				G6F0143	22
 3 plastic cable clips (black colour)				G6F0130	22
 3 plastic cable clips (metallic colour)				G6F0076	18
4 plastic cable clips (metallic colour)				G6F0077	22
5 plastic cable clips (metallic colour)				G6F0078	26

	Single	Single	Single	Single	Bench	Single	Bench	Single	Bench	Single	Bench	Single	Bench	Single	Bench	Single	Bench	NOVA U	NOVA A	NOVA O	NOVA H	T-EASY	AIR	OPTIMA C	OPTIMA Plus
	Q-ACTIVE	ACTIVE	B-ACTIVE	MOTION		EASY		ZEDO		ROUND		NOVA Wood Melamine		NOVA Wood HPL											
Screens:																									
EASY	+	+	+	+		+	+			+		+					+	+	+	+	+				
NOVA fabric	+	+	+			+	+			+		+	+			+	+	+	+	+	+				
NOVA fabric with metal frame	+	+	+	+	+	+	+			+		+	+			+	+	+	+	+	+				
AIR																							+		
OPTIMA with metal frame	+	+	+	+	+	+	+					+							+			+		+	+
OPTIMA	+	+	+	+		+				+		+					+	+	+	+	+			+	+
Modesty panels:																									
AIR																								+	
NOVA	+	+	+	+		+	+			+		+	+			+	+	+	+	+	+				
Acoustic screens:																									
MODUS:																									
APK120, APK140, APK160, APK180	+	+	+	+		+				+		+							+			+	+		
APK141, APK161, APK181						+																			
APK142, APK162, APK182						+																			
G4E0037,G4E0038, G4E0039						+																			
G4E0040,G4E0041, G4E0042						+																			
ROUND PET:																									
DPA07A, DPA07B			+							+	+	+													
DPA08A, DPA08B			+	+	+	+				+	+	+													
DPA07C, DPA07C										+	+														
DPA08C, DPA08D										+	+														
DPA12A, DPA14A, DPA16A, DPA18A, DPA12B, DPA14B, DPA16B, DPA18B	+	+	+	+	+	+				+	+	+	+				+	+	+	+	+			+	+
DPA14C, DPA16C, DPA07D, DPA08D, DPA14D, DPA16D											+		+			+	+	+							
DPA14E, DPA16E, DPA14G, DPA16G										+															

	Q-ACTIVE	ACTIVE	B-ACTIVE	MOTION		EASY		ZEDO		ROUND		NOVA Wood Melamine	NOVA Wood HPL	NOVA U	NOVA A	NOVA O	NOVA H	T-EASY	AIR	OPTIMA C	OPTIMA Plus
	Single	Single	Single	Single	Bench	Single	Bench	Single	Bench	Single	Bench	Single	Bench	Single	Bench	Single	Bench	Single	Bench	Single	Bench
DPA12F, DPA14F, DPA16F, DPA18F, DPA12H, DPA14H, DPA16H, DPA18H											+		+			+					
ZEDO PET:																					
DXP071			+				+	+	+	+			+	+					+	+	
DXP081	+	+	+	+	+	+	+	+	+	+			+	+					+		
DXP072	+	+	+				+	+	+	+			+	+					+	+	
DXP082	+	+	+	+	+	+	+	+	+	+			+	+					+		
DXP121, DXP141, DXP161, DXP181, DXP182	+	+	+	+	+	+	+	+	+	+	+	+	+		+	+	+	+	+	+	+
DXP122, DXP142, DXP162, DXP183, DXP184	+	+	+	+	+	+	+	+	+	+	+	+	+		+	+	+	+	+	+	+

Melamine



PA06



PA07



PA01



PA02



PA03



PA09



PA10



PA08




PA04



PA05

HPL



HA19



HA01



HA02



HA03



HA04

HPL Fenix



HA10



HA09

Melamine



Very low formaldehyde emissions. Compliant with E05 and Carb Phase 2 requirements.

Perfectly stands the test of time.

Uniformly identical surface print.

Easy cleaning and maintenance.

Resistant to scratches, liquid stains and changes in temperature.

Flammability

EN 13501-1, C-s1, d0 (PA07, PA08, PA01)

EN 13501-1, D-s2, d0 (PA06, PA09, PA10, PA03, PA04, PA02, PA05)

HPL

Perfectly stands the test of time.

Uniformly identical surface print.

Easy daily basis care.

High resistance from scratching, liquid stains and changes of temperature.

HPL Fenix

Certified to Greenguard "Gold".

Super-matt surface.

Anti-fingerprint property.

Perfectly stands the test of time.

Uniformly identical surface print.


Easy daily basis care.

High resistance from scratching, liquid stains and changes of temperature.


Veneer



Veneer for chairs



Solid Wood



Veneer



Darkens over time to reach a rich wood color.
Must be protected from deep scratches, intensive light and prolonged exposure of liquid stains.

Modified veneer



Darkens over time to reach a rich wood color.
Must be protected from deep scratches, intensive light and prolonged exposure of liquid stains.
The integrity of the pattern is maintained.

Solid wood



Stained and lacquered, reveals the pattern even more.
The uniform light color wood.
Tree's texture and wide growth rings create a distinctive pattern.
Changes colour over time.
Sensitive to temperature changes.
Must be protected from deep scratches, intensive light and prolonged exposure of liquid stains.
Compliant with the European Union Timber Regulations (EUTR).


Plexiglas®




Metal



Plastic



Recycled plastic



Plexiglas®



Perfectly stands the test of time.
The uniformly matte surface thanks to two Satin Ice surfaces.
Resistance to scratching and fingerprints.

Metal



Perfectly stands the test of time.
Uniformly identical surface print.
Resistance to scratching and fingerprints.
Made from 20-100% recycled materials.

Plastic




UV resistant (anti-UV 2%).
Does not contain any toxic materials.
Easy cleaning and maintenance.

Recycled plastic

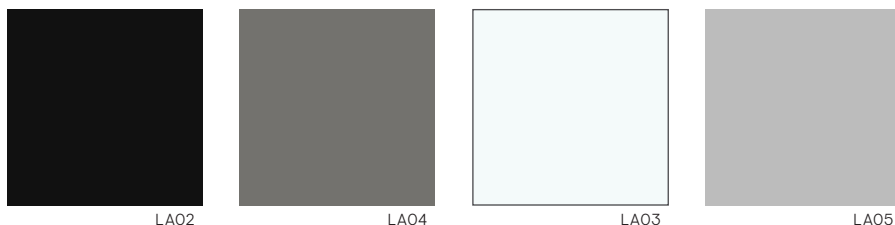


Made from 100% recycled materials (approx. 50% industrial and 50% post-consumer waste).
UV resistant (anti-UV 2%).
Does not contain any toxic materials.
Easy cleaning and maintenance.


Plastic for CANNIE



Enamel



PET felt



Plastic for CANNIE

Does not contain any toxic materials.
UV resistant (anti-UV 0,6%).

Enamel

Smooth matt silk surface.
Easy cleaning and maintenance.
It is recommended to protect from aggressive chemical substance and contact with sharp things.

PET felt



PET fiber board

Sound absorption properties.
Does not change physical characteristics over time.

Composition

100% polyester (60% recycled post-consumer, 40% virgin)

Weight

1970 g/m²

Flammability

EN 13501-1, B-s1, d0

Austea



Austea

For chairs and soft seating

Certified to OEKO-TEX® Standard 100

Composition

100% post-consumer recycled polyester

Weight

420 g/m²

Abrasion resistance

150.000 Martindale cycles

Flammability

BS EN 1021-1 (cigarette)

BS EN 1021-2 (match)

BS 5852, Crib 5

Light fastness

6 (EN ISO 105-LA03)

Fastness to rubbing

wet: 4-5; dry: 5 (ISO 105-X12)



Austea

For screens

Certified to OEKO-TEX® Standard 100

Composition

100% post-consumer recycled polyester

Weight

300 g/m²

Abrasion resistance

70.000 Martindale cycles

Flammability

BS EN 1021-1 (cigarette)

CAL TB 117

Light fastness

6 (EN ISO 105-LA03)


Fastness to rubbing

wet: 4-5; dry: 5 (ISO 105-X12)



* Audéjas code reference

Cyber



Cyber



Certified to OEKO-TEX® Standard 100

Certified to the EU Ecolabel

Composition

100% post-consumer recycled polyester

Weight

407 g/m²

Abrasion resistance

120.000 Martindale cycles

Flammability

BS EN 1021-1 (cigarette)

BS EN 1021-2 (match)

CAL TB 117

Light fastness


7-8 (EN ISO 105-LA03)

Fastness to rubbing

wet: 4-5; dry: 4-5 (ISO 105-X12)

* GABRIEL code reference

Xtreme Plus



Xtreme plus



Certified to the EU Ecolabel

Certified to OEKO-TEX® Standard 100

Certified to Indoor Advantage™ “Gold”

Non metallic dyestuffs

Composition

100% recycled Polyester

Weight

310 g/m²

Abrasion resistance

100.000 Martindale cycles

Flammability

EN 1021-1 (cigarette)

DIN 4102 B1

ÖNORM A 3800-1

EN 1021-2 (match)

UNI 9175 Classe 1 IM

BS 476 Part 7 Class 1

BS 5852 Ignition Source 5

NF D 60-013

BS 7176 Medium Hazard

ÖNORM B 3825


Light fastness

6 (EN ISO 105-LA03)

Fastness to rubbing

wet: 4; dry: 4 (ISO 105-X12)

Lucia



Lucia



Certified to the EU Ecolabel
 Certified to OEKO-TEX® Standard 100
 Certified to Indoor Advantage™ “Gold”
 Non metallic dyestuffs

Composition

100% recycled Polyester

Weight

260 g/m²

Flammability

BS EN 1021-1 (cigarette)	BS 476 Part 7 Class 1
BS EN 1021-2 (match)	EN 13501-1 Adhered Class B, s1, d0
BS 7176 Low Hazard	EN 13501-1 Un-adhered Class B, s1

Light fastness

6 (EN ISO 105-LA03)

Fastness to rubbing

wet: 4; dry: 4 (ISO 105-X12)

* CAMIRA code reference

Berta



GA06



GA18



GA07



GA15




GA00




GA09




GA11



GA13



GA08



GA01



GA12



GA14




GA10



GA02



GA16



GA17



GA03

Berta



For chairs and soft seating

Certified to OEKO-TEX® Standard 100

Composition

100% Polyester

Weight

320 g/m²

Abrasion resistance

150.000 Martindale cycles

Flammability

BS EN 1021-1 (cigarette)

BS 5852: part 1

Light fastness

6 (EN ISO 105-LA03, EN ISO 105-A01)

Fastness to rubbing

wet: 4-5; dry: 5 (ISO 105-X12)

Berta



For screens

Certified to OEKO-TEX® Standard 100

Composition

100% Polyester

Weight

340 g/m²

Abrasion resistance

80.000 Martindale cycles

Flammability

BS EN 1021-1 (cigarette)


Light fastness

6 (EN ISO 105-LA03, EN ISO 105-A01)

Fastness to rubbing

wet: 4-5; dry: 5 (ISO 105-X12)

Bondai



Bondai



Certified to OEKO-TEX® Standard 100

Composition

100% Polyester

Weight

250 g/m²

Abrasion resistance

150.000 Martindale cycles

Flammability

BS EN 1021-1 (cigarette)

CAL TB 117

BS EN 1021-2 (match)

EN 13501-1, B-s1, d0 (adhered)

BS 5852: part 2 (Crib 5)

UNI 9175 & UNI 9175/FA1 Classe 1IM

BS 7176 Medium Hazard


Light fastness

6 (EN ISO 105-LA03)

Fastness to rubbing

wet: 5; dry: 5 (ISO 105-X12)

Era



Era



Certified to OEKO-TEX® Standard 100
 Certified to Indoor Advantage™ “Gold”
 Non metallic dyestuffs

Composition

100% Polyester

Weight

320 g/m²

Abrasion resistance

100.000 Martindale cycles

Flammability

BS EN 1021-1 (cigarette)
 BS EN 1021-2 (match)
 BS 7176 Low Hazard
 EN 13501-1, B-s1, d0 (adhered)
 EN 13501-1, C-s1, d0 (wrapped rockwool)
 CAL TB 117


Light fastness

5 (EN ISO 105-LA03)

Fastness to rubbing

wet: 4; dry: 4 (ISO 105-X12)

Step | Step Melange



Step | Step Melange



Certified to OEKO-TEX® Standard 100

Certified to the EU Ecolabel

Composition

100% Trevira CS® Flame Retardant Polyester

Weight

470 g/m²

Abrasion resistance

100.000 Martindale cycles

Flammability

BS EN 1021-1 (cigarette)	UNI 9175 & UNI 9175/FA1 Classe 1IM	AM 18 - NF D 60-013 (only for fabric)
BS EN 1021-2 (match)	DIN 4102 B1	CA TB 117-2013
BS 5852: part 1	NFP-P-92-503-512 PA01	DIN EN 13501-1 B-s1, d0
BS 5852: part 2 (Crib 5)	ÖNORM B 3825-B1-3800-Q1 UK	
BS 7176 Medium Hazard		

Light fastness

5-7 (EN ISO 105-LA03)

Fastness to rubbing


wet: 4-5; dry: 4-5 (ISO 105-X12)

* GABRIEL code reference


Dream




* 9132 GQ02



* 9705 GQ06



* 9728 GQ07




* 9702 GQ08



* 9182 GQ03



* 1014 GQ05




* 9421 GQ10




* 9202 GQ09




* 9101 GQ04




* 9229 GQ11



* 9829 GQ12



* 9820 GQ01



* 9693 GQ13

Dream



Certified to OEKO-TEX® Standard 100

Composition

100% mass-dyed polyester

Weight

375 g/m²

Abrasion resistance

100.000 Martindale cycles

Flammability

BS EN 1021-1 (cigarette)

BS EN 1021-2 (match)

BS 7176 Low Hazard

CAL TB 117:2013

UNI 9175 Classe 1IM


Light fastness

7 (EN ISO 105-B02)

Fastness to rubbing

wet: 4-5; dry: 4-5 (EN ISO 105-X12)

Synergy



Synergy



Certified to the EU Ecolabel
 Certified to Indoor Advantage™ “Gold”

Composition

95% Virgin Wool, 5% Polyamide

Weight

400 g/m²

Abrasion resistance

100.000 Martindale cycles

Flammability

BS EN 1021-1 (cigarette)	UNI 9175 Classe 1 IM	ÖNORM B 3825
BS EN 1021-2 (match)	EN 13501-1, D-s1, d0 (adhered)	ÖNORM A 3800-1
BS 7176 Low Hazard	CAL TB 117	

Light fastness


5 (EN ISO 105-LA03)

Fastness to rubbing

wet: 4; dry: 4 (ISO 105-X12)

* CAMIRA code reference

Velito I Velito Presto



Velito



Certified to OEKO-TEX® Standard 100

Composition

88% Wool, 12% Polyamide

Weight

400 g/m²

Abrasion resistance

120.000 Martindale cycles

Flammability

BS EN 1021-1 (cigarette)

BS EN 1021-2 (match)

Light fastness

6 (EN ISO 105-LA03)

Fastness to rubbing

wet: 5; dry: 5 (ISO 105-X12)

Velito Presto



Certified to OEKO-TEX® Standard 100

Composition

88% Wool, 12% Polyamide

Weight

315 g/m²

Flammability

BS EN 1021-1 (cigarette)

BS EN 1021-2 (match)

Light fastness


5-6 (EN ISO 105-LA03)

Fastness to rubbing


wet: 4-5; dry: 4-5 (ISO 105-X12)

* GABRIEL code reference


Steelcut Trio 3




*0576 GD04




*0383 GD09




*0966 GD07




*0796 GD10



*0453 GD03




*0253 GD02




*0946 GD08




*0713 GD11




*0213 GD01




*0916 GD06



*0416 GD05



*0105 GD13



*0133 GD12

Steelcut Trio 3



Certified to the EU Ecolabel
Certified to Greenguard "Gold"

Composition

90% new wool, worsted, 10% nylon

Weight

550 g/m²

Flammability

BS 5852: part 1
BS 7176 Low Hazard
EN 1021-1
EN 1021-2
NF D 60-013
NFPA 260
ÖNORM B 3825
ÖNORM A 3800-1, Q1
UNI 9175 11M
CAL TB 117-2013

Light fastness

5-7 (EN ISO 105-B02)

Fastness to rubbing

wet: 3-5; dry: 4-5 (EN ISO 105-X12)

Sound absorption

ISO 11654, aw=0.70, class C

*Kvadrat code reference

Valencia C5




*238-0020 DV07



*238-2074 DV08



*238-3067 DV11




*238-1048 DV03




*238-5069 DV09



*238-5001 DV06



*238-0034 DV02



*238-4040 DV13



*238-0035 DV01



*238-2115 DV12



*238-4045 DV05



*238-4003 DV10



*238-9035 DV04

Valencia C5

Composition

Vinyl / Urethane Topcoat

Weight

665 g/m²

Abrasion resistance

>300.000 Martindale cycles

Flammability

BS EN 1021-1 (cigarette)

BS EN 1021-2 (match)

ÖNORM A 3800-1, Q1

ÖNORM B 3825, Group 1

DIN 4102, B2

UNE 23.727-90, 1R/M.2

NEPA 260, Class 1

NF D 60-013

NF P 92-503, M2

UNI 9175 Classe 1IM

BS 5852: part 2 (Crib 5)

BS 7176, Medium Hazard

CAL TB 117-2013

Light fastness

≥7-8 (EN ISO 105-LA03)

Fastness to rubbing

wet: 5; dry: 5 (ISO 105-X12)


RNN



DZ12




DZ13



DZ14




DZ07



DZ02



DZ05



DZ11



DZ08



DZ06



DZ10



DZ09



DZ01



DZ04




DZ03


DNN



DB02




DA04




DA05



DB03




DB05




DB01



DB04



DB07



DB06

RNN

Composition

21% PES, 31,5% COT, 47,5% PU

Weight

450 g/m²

Abrasion resistance

100.000 Martindale cycles

Light fastness

4-5 (EN ISO 105-LA03)

Fastness to rubbing

wet: 4; dry: 5 (ISO 105-X12)

DNN



Composition

Real leather

Thickness

0,9 – 1,1 mm

Flexing endurance

50.000 cycles


Light fastness

≥4 (EN ISO 105-LA03)


Fastness to rubbing

wet: 4; dry: 4 (EN ISO 11640/41)


Tale




*60999 FT01




*60123 FT02




*60122 FT03



*66185 FT05




*61179 FT06




*67089 FT04


SS mesh




FW01



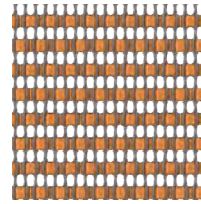
FW08




FW06



FW03




FW09




FW05


Runner mesh



*60999 FR01




*60011 FR03



*66063 FR06




*60025 FR02




*61128 FR04




*66123 FR07



*68056 FR05



*63034 FR09



*64119 FR08

Tale

Certified to OEKO-TEX®
Standard 100
Certified to the EU Ecolabel

Composition

100% post-consumer
recycled polyester

Weight

365 g/lm

Abrasion resistance

100.000 Martindale cycles

Flammability

BS EN 1021-1 (cigarette)
BS EN 1021-2 (match)
CAL TB 117-2013

Light fastness

6-8 (EN ISO 105-B02)

Fastness to rubbing

wet: 4-5, dry: 4-5 (ISO 105-X12)

SS mesh

Certified to OEKO-TEX® Standard 100

Composition

Polyelastomer 66% + Polyester 34%

Weight

440 g/m²

Abrasion resistance

50.000 Martindale cycles

Flammability

BS EN 1021-1 (cigarette)

Light fastness

5 (EN ISO 105-LA03)

Fastness to rubbing

wet: 4-5; dry: 4-5 (EN ISO 105-X12)

Runner mesh



Made from 20% recycled materials

Composition

100% Polyester

Weight

510 g/m²

Abrasion resistance

70.000 Martindale cycles

Flammability

BS EN 1021-1 (cigarette)
BS EN 1021-2 (match)
UNI 9175 Class 2 | EMME
CAL TB 117

Light fastness


5-7 (EN ISO 105-LA03)

Fastness to rubbing


wet: 4-5; dry: 4-5 (EN ISO 105-X12)

* GABRIEL code reference


Knitted Mesh




FK02




FK01



FK03




FK05




FK04


Micro




FM05




FM01



FM03




FM06




FM02

GM




FG02




FG01


PM



FP03



FP02



FP01

Knitted mesh



Composition

100% Polyester

Weight

854 g/m² (A)

654 g/m² (B)

Abrasion resistance

60.000 Martindale cycles (A)

85.000 Martindale cycles (B)

Flammability

BS EN 1021-1 (cigarette)

BS EN 1021-1 (match)

BS 7176 Low Hazard

Light fastness

6 (EN ISO 105-LA03)

Fastness to rubbing

wet: 4; dry: 4-5 (ISO 105-X12)

Micro



Composition

100% Polyester

Weight

350 g/m²

Abrasion resistance

80.000 Martindale cycles

Flammability

BS EN 1021-1 (cigarette)

BS EN 1021-2 (match)

Light fastness

5 (EN ISO 105-LA03)

Fastness to rubbing

wet: 4; dry: 5 (ISO 105-X12)

GM



Composition

100% Polyester

Weight

340 g/m²

Abrasion resistance

100.000 Martindale cycles

Light fastness

5 (EN ISO 105-LA03)

Fastness to rubbing

wet: 4; dry: 5 (ISO 105-X12)

PM



Composition

70% PVC, 30% PES

Weight

560 g/m²

Thickness

0,9 mm

Abrasion resistance

100.000 Martindale cycles

Flammability

BS EN 1021-1 (cigarette)

BS EN 1021-2 (match)

UNI 9175 Classe 1 IM

BS 7176 Medium hazard



T: 01536 418341

E: sales@steelco.co.uk

www.steelco.co.uk

Steelco Limited
Sandy Hill, Lamport Road
Rothwell, Northants
NN14 1LW