

FLIP-TOP.II conference tables



FEATURES

- Once the top is flipped, the tables can be stored to save space;
- Because of the folding mechanism and castors, the FLIP-TOP II tables are quickly installed and easily reconfigured by users;
- Bolted connections to tabletop (no wood screws);
- Easy to assemble and disassemble – “metal to metal” construction.

TECHNICAL INFORMATION

Tabletop

- 25 mm MFC (melamine) with 2 mm ABS edging;
- With or without cut-out for grommet and wire management.

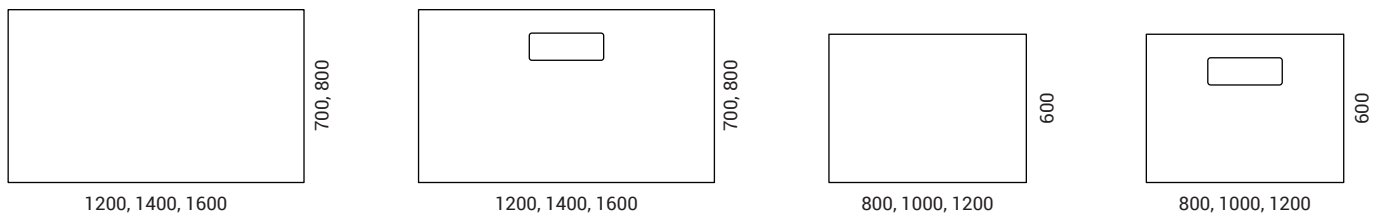
Frame

- Metal tube – 100x40 mm;
- Flip-top locking mechanism tubes – 50x25 mm;
- Always in powder coated metal dark grey color (T1, RAL7016).

Legs

- Metal tube – 80x30 mm;
- Leg feet – 4 mm thickness sheet metal, bent and welded;
- Powder coated metal;
- Two Ø50 mm castors with brakes.

RANGE



Must be ordered (for desktop with cut-out)




Metal grommet
317x119, H=27 mm

Optional



Cable tray
500x100, H=110 mm
Fits 1000, 1200, 1400,
1600 mm width tables.



Cable tray
360x180, H=110 mm
Fits only 800 mm
width tables.



Cable clips 3 pcs.

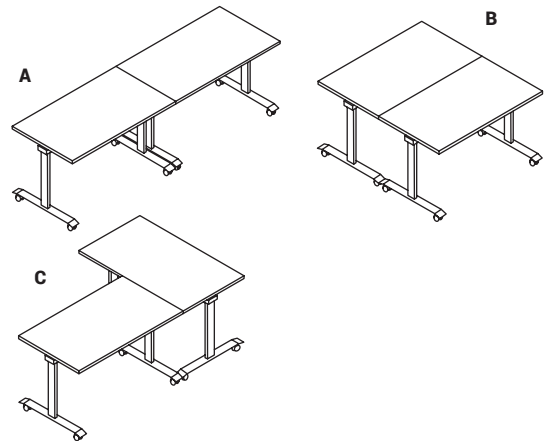
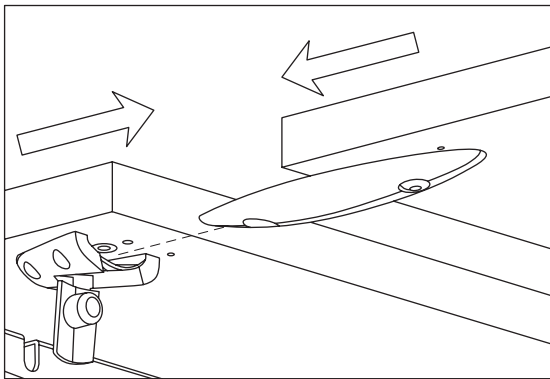


Fittings for desktop
connection*
180x50, H=17 mm

*To connect two tables together and avoid height differences between desktops while grouping desks.

ADDITIONAL INFORMATION

Connection of two tables



- Connection (A and C) is possible only for two same depth tables.
- Connection (B) is possible only for two same width tables.
- 90 degree (C type) connection not possible for 800 mm width tables.

Stacking example of five tables

